

ANNUAL STATEMENT

OF THE

NYLIFE INSURANCE COMPANY OF ARIZONA

TO THE

Insurance Department

OF THE

STATE OF

**FOR THE YEAR ENDED
DECEMBER 31, 2023**

LIFE, ACCIDENT AND HEALTH

FRATERNAL BENEFIT SOCIETIES

2023



LIFE, AND ACCIDENT AND HEALTH COMPANIES/FRATERNAL BENEFIT SOCIETIES – ASSOCIATION EDITION

ANNUAL STATEMENT

FOR THE YEAR ENDED DECEMBER 31, 2023

OF THE CONDITION AND AFFAIRS OF THE

NYLIFE Insurance Company of Arizona

NAIC Group Code 0826, 0826 NAIC Company Code 81353 Employer's ID No. 52-1530175
(Current Period) (Prior Period)

Organized under the Laws of Arizona, State of Domicile or Port of Entry AZ,

Country of Domicile United States of America

INCORPORATED/ORGANIZED JULY 23, 1987

COMMENCED BUSINESS DECEMBER 30, 1987

Statutory Home Office.....	2355 E. Camelback Road, Suite 750, Phoenix, AZ 85016
Main Administrative Office.....	51 Madison Avenue, New York, NY, U.S. 10010.....
.....	212-576-7000.....
Mail Address.....	51 Madison Avenue, New York, NY, U.S. 10010.....
Primary Location of Books and Records.....	51 Madison Avenue, New York, NY, U.S. 10010.....
.....	212-576-7000.....
Internet Website address.....	www.newyorklife.com.....
Statutory Statement Contact Person and Phone Number...	Edward Paul Millay.....201-942-8275.....
Statutory Statement Contact E-Mail Address.....	statement_contact@newyorklife.com.....
Statutory Statement Contact Fax Number.....	212-576-7811.....

EXECUTIVE OFFICERS

AMANDA KUHL SARRUBBO #
*Chair of the Board,
President and Chief Executive Officer*

ERIC ANSEL FELDSTEIN
*Executive Vice President
and Chief Financial Officer*

MARY TERESA HALLAHAN
*Vice President
and Treasurer*

STEPHEN JOHN MCNAMARA
*Vice President
and Actuary*

EDWARD PAUL MILLAY
*Vice President
and Controller*

COLLEEN ANNE MEADE
*Associate General Counsel
and Secretary*

DIRECTORS

ROBERT MICHAEL GARDNER
JODI LYNN KRAVITZ
ERIC JEFFREY LYNN

STEPHEN JOHN MCNAMARA
AMANDA KUHL SARRUBBO #
CARLOS BERNARD VICENT

State of New York }
County of New York } SS

The officers of this reporting entity, being duly sworn, each depose and say that they are the described officers of said reporting entity, and that on the reporting period stated above, all of the herein described assets were the absolute property of the said reporting entity, free and clear from any liens or claims thereon, except as herein stated, and that this statement, together with related exhibits, schedules and explanations therein contained, annexed or referred to, is a full and true statement of all the assets and liabilities and of the condition and affairs of the said reporting entity as of the reporting period stated above, and of its income and deductions therefrom for the period ended, and have been completed in accordance with the NAIC *Annual Statement Instructions and Accounting Practices and Procedures Manual* except to the extent that: (1) state law may differ; or, (2) state rules or regulations require differences in reporting not related to accounting practices and procedures, according to the best of their information, knowledge and belief, respectively. Furthermore, the scope of this attestation by the described officers also includes the related corresponding electronic filing with the NAIC, when required, that is an exact copy (except for formatting differences due to electronic filing) of the enclosed statement. The electronic filing may be requested by various regulators in lieu of or in addition to the enclosed statement.

DocuSigned by:
Colleen Meade
43F3CF83969D48F...

DocuSigned by:
Mary Hallahan
6421D06DE6CA46C...

DocuSigned by:
Edward Millay
2F87DDF3145E4D8...

COLLEEN ANNE MEADE
Associate General Counsel
and Secretary

MARY TERESA HALLAHAN
Vice President
and Treasurer

EDWARD PAUL MILLAY
Vice President
and Controller

Subscribed and sworn to before me this
___ day of February 2024

- a. Is this an original filing? Yes [X] No []
- b. If no: 1. State the amendment number
- 2. Date filed
- 3. Number of pages attached

Officers and Directors who did not occupy the indicated position in the previous annual statement.

ANNUAL STATEMENT FOR THE YEAR 2023 OF THE NYLIFE INSURANCE COMPANY OF ARIZONA

ASSETS

	Current Year			Prior Year
	1 Assets	2 Nonadmitted Assets	3 Net Admitted Assets (Cols. 1 - 2)	4 Net Admitted Assets
1. Bonds (Schedule D)	267,897,502		267,897,502	133,948,637
2. Stocks (Schedule D):				
2.1 Preferred stocks				
2.2 Common stocks				
3. Mortgage loans on real estate (Schedule B):				
3.1 First liens				
3.2 Other than first liens				
4. Real estate (Schedule A):				
4.1 Properties occupied by the company (less \$				
encumbrances)				
4.2 Properties held for the production of income (less				
\$				
encumbrances)				
4.3 Properties held for sale (less \$				
encumbrances)				
5. Cash (\$ 90,983 , Schedule E - Part 1), cash equivalents				
(\$ 65,861,918 , Schedule E - Part 2) and short-term				
investments (\$ 29,850,584 , Schedule DA)	95,803,485		95,803,485	8,368,675
6. Contract loans (including \$ premium notes)				
7. Derivatives (Schedule DB)				
8. Other invested assets (Schedule BA)				
9. Receivables for securities	10,000		10,000	
10. Securities lending reinvested collateral assets (Schedule DL)				
11. Aggregate write-ins for invested assets				
12. Subtotals, cash and invested assets (Lines 1 to 11)	363,710,987		363,710,987	142,317,312
13. Title plants less \$ charged off (for Title insurers				
only)				
14. Investment income due and accrued	2,498,517		2,498,517	813,544
15. Premiums and considerations:				
15.1 Uncollected premiums and agents' balances in the course of collection	108,561	42,513	66,048	
15.2 Deferred premiums, agents' balances and installments booked but				
deferred and not yet due (including \$				
earned but unbilled premiums)	13,066,546		13,066,546	11,968,110
15.3 Accrued retrospective premiums (\$) and				
contracts subject to redetermination (\$)				
16. Reinsurance:				
16.1 Amounts recoverable from reinsurers	180,000		180,000	1,605,600
16.2 Funds held by or deposited with reinsured companies				
16.3 Other amounts receivable under reinsurance contracts	91,972		91,972	83,747
17. Amounts receivable relating to uninsured plans				
18.1 Current federal and foreign income tax recoverable and interest thereon	5,840,020		5,840,020	60,444
18.2 Net deferred tax asset	3,521,679	19,350	3,502,329	2,298,347
19. Guaranty funds receivable or on deposit	5,450		5,450	11,954
20. Electronic data processing equipment and software				
21. Furniture and equipment, including health care delivery assets				
(\$)				
22. Net adjustment in assets and liabilities due to foreign exchange rates				
23. Receivables from parent, subsidiaries and affiliates				
24. Health care (\$) and other amounts receivable	4,583,574	4,583,574		
25. Aggregate write-ins for other than invested assets	519,387	524,387	(5,000)	892
26. Total assets excluding Separate Accounts, Segregated Accounts and				
Protected Cell Accounts (Lines 12 to 25)	394,126,693	5,169,824	388,956,869	159,159,950
27. From Separate Accounts, Segregated Accounts and Protected Cell				
Accounts				
28. Total (Lines 26 and 27)	394,126,693	5,169,824	388,956,869	159,159,950
DETAILS OF WRITE-INS				
1101.				
1102.				
1103.				
1198. Summary of remaining write-ins for Line 11 from overflow page				
1199. Totals (Lines 1101 thru 1103 plus 1198)(Line 11 above)				
2501. Miscellaneous	524,387	524,387		892
2502. Amount due for undelivered securities	(5,000)		(5,000)	
2503.				
2598. Summary of remaining write-ins for Line 25 from overflow page				
2599. Totals (Lines 2501 thru 2503 plus 2598)(Line 25 above)	519,387	524,387	(5,000)	892

ANNUAL STATEMENT FOR THE YEAR 2023 OF THE NYLIFE INSURANCE COMPANY OF ARIZONA

LIABILITIES, SURPLUS AND OTHER FUNDS

	1 Current Year	2 Prior Year
1. Aggregate reserve for life contracts \$ 62,978,899 (Exh. 5, Line 9999999) less \$ included in Line 6.3 (including \$ Modco Reserve)	62,978,899	45,769,016
2. Aggregate reserve for accident and health contracts (including \$ Modco Reserve)		
3. Liability for deposit-type contracts (Exhibit 7, Line 14, Col. 1) (including \$ Modco Reserve)	678,189	884,115
4. Contract claims:		
4.1 Life (Exhibit 8, Part 1, Line 4.4, Col. 1 less Col. 6)	2,869,306	840,132
4.2 Accident and health (Exhibit 8, Part 1, Line 4.4, Col. 6)		
5. Policyholders' dividends/refunds to members \$ and coupons \$ due and unpaid (Exhibit 4, Line 10)		
6. Provision for policyholders' dividends, refunds to members and coupons payable in following calendar year - estimated amounts:		
6.1 Policyholders' dividends and refunds to members apportioned for payment (including \$ Modco)		
6.2 Policyholders' dividends and refunds to members not yet apportioned (including \$ Modco) ...		
6.3 Coupons and similar benefits (including \$ Modco)		
7. Amount provisionally held for deferred dividend policies not included in Line 6		
8. Premiums and annuity considerations for life and accident and health contracts received in advance less \$ discount; including \$ accident and health premiums (Exhibit 1, Part 1, Col. 1, sum of lines 4 and 14)	174,698	77,754
9. Contract liabilities not included elsewhere:		
9.1 Surrender values on canceled contracts		
9.2 Provision for experience rating refunds, including the liability of \$ accident and health experience rating refunds of which \$ is for medical loss ratio rebate per the Public Health Service Act		
9.3 Other amounts payable on reinsurance, including \$ assumed and \$721,839 ceded	721,839	588,621
9.4 Interest maintenance reserve (IMR, Line 6)	208,623	262,755
10. Commissions to agents due or accrued-life and annuity contracts \$ accident and health \$ and deposit-type contract funds \$		
11. Commissions and expense allowances payable on reinsurance assumed		
12. General expenses due or accrued (Exhibit 2, Line 12, Col. 7)	56,024	36,104
13. Transfers to Separate Accounts due or accrued (net) (including \$ accrued for expense allowances recognized in reserves, net of reinsured allowances)		
14. Taxes, licenses and fees due or accrued, excluding federal income taxes (Exhibit 3, Line 9, Col. 6)	218,930	(119,491)
15.1 Current federal and foreign income taxes, including \$ on realized capital gains (losses)		
15.2 Net deferred tax liability		
16. Unearned investment income		
17. Amounts withheld or retained by reporting entity as agent or trustee	1,998	1,998
18. Amounts held for agents' account, including \$ agents' credit balances		
19. Remittances and items not allocated	1,673,503	10,700
20. Net adjustment in assets and liabilities due to foreign exchange rates		
21. Liability for benefits for employees and agents if not included above		
22. Borrowed money \$ and interest thereon \$		
23. Dividends to stockholders declared and unpaid		
24. Miscellaneous liabilities:		
24.01 Asset valuation reserve (AVR, Line 16, Col. 7)	1,123,238	629,478
24.02 Reinsurance in unauthorized and certified (\$) companies		
24.03 Funds held under reinsurance treaties with unauthorized and certified (\$) reinsurers		
24.04 Payable to parent, subsidiaries and affiliates	9,918,930	175,644
24.05 Drafts outstanding		
24.06 Liability for amounts held under uninsured plans		
24.07 Funds held under coinsurance		
24.08 Derivatives		
24.09 Payable for securities		
24.10 Payable for securities lending		
24.11 Capital notes \$ and interest thereon \$		
25. Aggregate write-ins for liabilities	28,802	10,188
26. Total liabilities excluding Separate Accounts business (Lines 1 to 25)	80,652,979	49,167,014
27. From Separate Accounts Statement		
28. Total liabilities (Lines 26 and 27)	80,652,979	49,167,014
29. Common capital stock	2,500,000	2,500,000
30. Preferred capital stock		
31. Aggregate write-ins for other than special surplus funds		
32. Surplus notes		
33. Gross paid in and contributed surplus (Page 3, Line 33, Col. 2 plus Page 4, Line 51.1, Col. 1)	348,500,000	98,500,000
34. Aggregate write-ins for special surplus funds		
35. Unassigned funds (surplus)	(42,696,110)	8,992,936
36. Less treasury stock, at cost:		
36.1 shares common (value included in Line 29 \$)		
36.2 shares preferred (value included in Line 30 \$)		
37. Surplus (Total Lines 31+32+33+34+35-36) (including \$ in Separate Accounts Statement)	305,803,890	107,492,936
38. Totals of Lines 29, 30 and 37 (Page 4, Line 55)	308,303,890	109,992,936
39. Totals of Lines 28 and 38 (Page 2, Line 28, Col. 3)	388,956,869	159,159,950
DETAILS OF WRITE-INS		
2501. Liability for interest on claims	28,802	10,188
2502.		
2503.		
2598. Summary of remaining write-ins for Line 25 from overflow page		
2599. Totals (Lines 2501 thru 2503 plus 2598)(Line 25 above)	28,802	10,188
3101.		
3102.		
3103.		
3198. Summary of remaining write-ins for Line 31 from overflow page		
3199. Totals (Lines 3101 thru 3103 plus 3198)(Line 31 above)		
3401.		
3402.		
3403.		
3498. Summary of remaining write-ins for Line 34 from overflow page		
3499. Totals (Lines 3401 thru 3403 plus 3498)(Line 34 above)		

ANNUAL STATEMENT FOR THE YEAR 2023 OF THE NYLIFE INSURANCE COMPANY OF ARIZONA

SUMMARY OF OPERATIONS

	1 Current Year	2 Prior Year
1. Premiums and annuity considerations for life and accident and health contracts (Exhibit 1, Part 1, Line 20.4, Col. 1 less Col. 8)	54,280,623	7,636,366
2. Considerations for supplementary contracts with life contingencies		
3. Net investment income (Exhibit of Net Investment Income, Line 17)	14,134,284	3,762,860
4. Amortization of Interest Maintenance Reserve (IMR, Line 5)	46,188	85,249
5. Separate Accounts net gain from operations excluding unrealized gains or losses		
6. Commissions and expense allowances on reinsurance ceded (Exhibit 1, Part 2, Line 26.1, Col. 1)	908,461	904,817
7. Reserve adjustments on reinsurance ceded		
8. Miscellaneous Income:		
8.1 Income from fees associated with investment management, administration and contract guarantees from Separate Accounts		
8.2 Charges and fees for deposit-type contracts		
8.3 Aggregate write-ins for miscellaneous income		1
9. Total (Lines 1 to 8.3)	69,369,556	12,389,293
10. Death benefits	7,457,435	5,339,900
11. Matured endowments (excluding guaranteed annual pure endowments)		
12. Annuity benefits (Exhibit 8, Part 2, Line 6.4, Cols. 4 + 5 minus Analysis of Operations Summary, Line 18, Col. 1)		
13. Disability benefits and benefits under accident and health contracts	1,352,960	1,183,955
14. Coupons, guaranteed annual pure endowments and similar benefits		
15. Surrender benefits and withdrawals for life contracts	891	
16. Group conversions	321,176	308,837
17. Interest and adjustments on contract or deposit-type contract funds	76,435	28,077
18. Payments on supplementary contracts with life contingencies		
19. Increase in aggregate reserves for life and accident and health contracts	17,121,924	1,022,631
20. Totals (Lines 10 to 19)	26,330,821	7,883,400
21. Commissions on premiums, annuity considerations, and deposit-type contract funds (direct business only) (Exhibit 1, Part 2, Line 31, Col. 1)	29,916,754	
22. Commissions and expense allowances on reinsurance assumed (Exhibit 1, Part 2, Line 26.2, Col. 1)		
23. General insurance expenses and fraternal expenses (Exhibit 2, Line 10, Cols. 1, 2, 3, 4 and 6)	43,071,376	2,937,733
24. Insurance taxes, licenses and fees, excluding federal income taxes (Exhibit 3, Line 7, Cols. 1 + 2 + 3 + 5)	5,017,259	593,752
25. Increase in loading on deferred and uncollected premiums	24,733,617	(226,699)
26. Net transfers to or (from) Separate Accounts net of reinsurance		
27. Aggregate write-ins for deductions	3,139	36
28. Totals (Lines 20 to 27)	129,072,966	11,188,222
29. Net gain from operations before dividends to policyholders, refunds to members and federal income taxes (Line 9 minus Line 28)	(59,703,410)	1,201,071
30. Dividends to policyholders and refunds to members		
31. Net gain from operations after dividends to policyholders, refunds to members and before federal income taxes (Line 29 minus Line 30)	(59,703,410)	1,201,071
32. Federal and foreign income taxes incurred (excluding tax on capital gains)	(12,416,861)	151,603
33. Net gain from operations after dividends to policyholders, refunds to members and federal income taxes and before realized capital gains or (losses) (Line 31 minus Line 32)	(47,286,549)	1,049,468
34. Net realized capital gains (losses) (excluding gains (losses) transferred to the IMR) less capital gains tax of \$	(48,018)	2,308
35. Net income (Line 33 plus Line 34)	(47,334,567)	1,051,776
CAPITAL AND SURPLUS ACCOUNT		
36. Capital and surplus, December 31, prior year (Page 3, Line 38, Col. 2)	109,992,936	109,121,503
37. Net income (Line 35)	(47,334,567)	1,051,776
38. Change in net unrealized capital gains (losses) less capital gains tax of \$		
39. Change in net unrealized foreign exchange capital gain (loss)		
40. Change in net deferred income tax	1,205,460	(78,566)
41. Change in nonadmitted assets	(4,978,220)	(17,031)
42. Change in liability for reinsurance in unauthorized and certified companies		
43. Change in reserve on account of change in valuation basis, (increase) or decrease	(87,960)	
44. Change in asset valuation reserve	(493,759)	(84,746)
45. Change in treasury stock (Page 3, Lines 36.1 and 36.2, Col. 2 minus Col. 1)		
46. Surplus (contributed to) withdrawn from Separate Accounts during period		
47. Other changes in surplus in Separate Accounts Statement		
48. Change in surplus notes		
49. Cumulative effect of changes in accounting principles		
50. Capital changes:		
50.1 Paid in		
50.2 Transferred from surplus (Stock Dividend)		
50.3 Transferred to surplus		
51. Surplus adjustment:		
51.1 Paid in	250,000,000	
51.2 Transferred to capital (Stock Dividend)		
51.3 Transferred from capital		
51.4 Change in surplus as a result of reinsurance		
52. Dividends to stockholders		
53. Aggregate write-ins for gains and losses in surplus		
54. Net change in capital and surplus for the year (Lines 37 through 53)	198,310,954	871,433
55. Capital and surplus, December 31, current year (Lines 36 + 54) (Page 3, Line 38)	308,303,890	109,992,936
DETAILS OF WRITE-INS		
08.301. Sundries		1
08.302.		
08.303.		
08.398. Summary of remaining write-ins for Line 8.3 from overflow page		
08.399. Totals (Lines 08.301 thru 08.303 plus 08.398)(Line 8.3 above)		1
2701. Fines, penalties and fees from regulatory authorities	3,139	36
2702.		
2703.		
2798. Summary of remaining write-ins for Line 27 from overflow page		
2799. Totals (Lines 2701 thru 2703 plus 2798)(Line 27 above)	3,139	36
5301.		
5302.		
5303.		
5398. Summary of remaining write-ins for Line 53 from overflow page		
5399. Totals (Lines 5301 thru 5303 plus 5398)(Line 53 above)		

ANNUAL STATEMENT FOR THE YEAR 2023 OF THE NYLIFE INSURANCE COMPANY OF ARIZONA

CASH FLOW

	1	2
	Current Year	Prior Year
Cash from Operations		
1. Premiums collected net of reinsurance	28,674,854	7,672,538
2. Net investment income	262,161,314	3,621,146
3. Miscellaneous income	895,777	917,173
4. Total (Lines 1 through 3)	291,731,945	12,210,857
5. Benefit and loss related payments	7,134,164	7,145,896
6. Net transfers to Separate Accounts, Segregated Accounts and Protected Cell Accounts		
7. Commissions, expenses paid and aggregate write-ins for deductions	77,960,055	3,635,398
8. Dividends paid to policyholders		
9. Federal and foreign income taxes paid (recovered) net of \$ tax on capital gains (losses)	(6,637,000)	153,612
10. Total (Lines 5 through 9)	78,457,219	10,934,906
11. Net cash from operations (Line 4 minus Line 10)	213,274,726	1,275,951
Cash from Investments		
12. Proceeds from investments sold, matured or repaid:		
12.1 Bonds	18,156,448	20,734,245
12.2 Stocks		
12.3 Mortgage loans		
12.4 Real estate		
12.5 Other invested assets		
12.6 Net gains or (losses) on cash, cash equivalents and short-term investments	(46,892)	190
12.7 Miscellaneous proceeds		
12.8 Total investment proceeds (Lines 12.1 to 12.7)	18,109,556	20,734,435
13. Cost of investments acquired (long-term only):		
13.1 Bonds	152,067,156	16,275,518
13.2 Stocks		
13.3 Mortgage loans		
13.4 Real estate		
13.5 Other invested assets		
13.6 Miscellaneous applications		988,916
13.7 Total investments acquired (Lines 13.1 to 13.6)	152,067,156	17,264,434
14. Net increase/(decrease) in contract loans and premium notes		
15. Net cash from investments (Line 12.8 minus Line 13.7 minus Line 14)	(133,957,600)	3,470,001
Cash from Financing and Miscellaneous Sources		
16. Cash provided (applied):		
16.1 Surplus notes, capital notes		
16.2 Capital and paid in surplus, less treasury stock		
16.3 Borrowed funds		
16.4 Net deposits on deposit-type contracts and other insurance liabilities	(232,868)	(51,500)
16.5 Dividends to stockholders		
16.6 Other cash provided (applied)	8,350,552	(467,019)
17. Net cash from financing and miscellaneous sources (Lines 16.1 to 16.4 minus Line 16.5 plus Line 16.6)	8,117,684	(518,519)
RECONCILIATION OF CASH, CASH EQUIVALENTS AND SHORT-TERM INVESTMENTS		
18. Net change in cash, cash equivalents and short-term investments (Line 11, plus Lines 15 and 17)	87,434,810	4,227,433
19. Cash, cash equivalents and short-term investments:		
19.1 Beginning of year	8,368,675	4,141,242
19.2 End of year (Line 18 plus Line 19.1)	95,803,485	8,368,675
Note: Supplemental disclosures of cash flow information for non-cash transactions:		
20.0001. Transfer/exchange of bond investment to bond investment	4,160,794	
20.0002. Depreciation/ amortization on fixed assets	549,451	445,363
20.0003. Capitalized interest on bonds	26,823	41,324

**ANNUAL STATEMENT FOR THE YEAR 2023 OF THE NYLIFE INSURANCE COMPANY OF ARIZONA
ANALYSIS OF OPERATIONS BY LINES OF BUSINESS - SUMMARY**

	1	2	3	4	5	6	7	8	9
	Total	Individual Life	Group Life	Individual Annuities	Group Annuities	Accident and Health	Fraternal	Other Lines of Business	YRT Mortality Risk Only
1. Premiums and annuity considerations for life and accident and health contracts	54,280,623	54,280,623							
2. Considerations for supplementary contracts with life contingencies		XXX	XXX			XXX	XXX		XXX
3. Net investment income	14,134,284	14,134,284							
4. Amortization of Interest Maintenance Reserve (IMR)	46,188	46,188							
5. Separate Accounts net gain from operations excluding unrealized gains or losses							XXX		
6. Commissions and expense allowances on reinsurance ceded	908,461	908,461					XXX		
7. Reserve adjustments on reinsurance ceded							XXX		
8. Miscellaneous Income:									
8.1 Income from fees associated with investment management, administration and contract guarantees from Separate Accounts							XXX		
8.2 Charges and fees for deposit-type contracts						XXX	XXX		
8.3 Aggregate write-ins for miscellaneous income									
9. Totals (Lines 1 to 8.3)	69,369,556	69,369,556							
10. Death benefits	7,457,435	7,457,435				XXX	XXX		
11. Matured endowments (excluding guaranteed annual pure endowments)						XXX	XXX		
12. Annuity benefits		XXX	XXX			XXX	XXX		XXX
13. Disability benefits and benefits under accident and health contracts	1,352,960	1,352,960					XXX		
14. Coupons, guaranteed annual pure endowments and similar benefits							XXX		
15. Surrender benefits and withdrawals for life contracts	891	891				XXX	XXX		
16. Group conversions	321,176	321,176					XXX		
17. Interest and adjustments on contract or deposit-type contract funds	76,435	76,435					XXX		
18. Payments on supplementary contracts with life contingencies						XXX	XXX		
19. Increase in aggregate reserves for life and accident and health contracts	17,121,924	17,121,924					XXX		
20. Totals (Lines 10 to 19)	26,330,821	26,330,821					XXX		
21. Commissions on premiums, annuity considerations and deposit-type contract funds (direct business only)	29,916,754	29,916,754							XXX
22. Commissions and expense allowances on reinsurance assumed							XXX		
23. General insurance expenses and fraternal expenses	43,071,376	43,071,376							
24. Insurance taxes, licenses and fees, excluding federal income taxes	5,017,259	5,017,259							
25. Increase in loading on deferred and uncollected premiums	24,733,617	24,733,617					XXX		
26. Net transfers to or (from) Separate Accounts net of reinsurance							XXX		
27. Aggregate write-ins for deductions	3,139	3,139							
28. Totals (Lines 20 to 27)	129,072,966	129,072,966							
29. Net gain from operations before dividends to policyholders, refunds to members and federal income taxes (Line 9 minus Line 28)	(59,703,410)	(59,703,410)							
30. Dividends to policyholders and refunds to members							XXX		
31. Net gain from operations after dividends to policyholders, refunds to members and before federal income taxes (Line 29 minus Line 30)	(59,703,410)	(59,703,410)							
32. Federal income taxes incurred (excluding tax on capital gains)	(12,416,861)	(12,416,861)							
33. Net gain from operations after dividends to policyholders, refunds to members and federal income taxes and before realized capital gains or (losses) (Line 31 minus Line 32)	(47,286,549)	(47,286,549)							
34. Policies/certificates in force end of year	54,064	54,064					XXX		
DETAILS OF WRITE-INS									
08.301.									
08.302.									
08.303. Summary of remaining write-ins for Line 8.3 from overflow page									
08.398. Summary of remaining write-ins for Line 8.3 from overflow page									
08.399. Totals (Lines 08.301 thru 08.303 plus 08.398) (Line 8.3 above)									
2701. Fines, penalties and fees from regulatory authorities	3,139	3,139							
2702.									
2703.									
2798. Summary of remaining write-ins for Line 27 from overflow page									
2799. Totals (Lines 2701 thru 2703 plus 2798) (Line 27 above)	3,139	3,139							

**ANNUAL STATEMENT FOR THE YEAR 2023 OF THE NYLIFE INSURANCE COMPANY OF ARIZONA
ANALYSIS OF OPERATIONS BY LINES OF BUSINESS - INDIVIDUAL LIFE INSURANCE (b)**

	1	2	3	4	5	6	7	8	9	10	11	12
	Total	Industrial Life	Whole Life	Term Life	Indexed Life	Universal Life	Universal Life With Secondary Guarantees	Variable Life	Variable Universal Life	Credit Life (c)	Other Individual Life	YRT Mortality Risk Only
1. Premiums for life contracts (a)	54,280,623			54,280,623								
2. Considerations for supplementary contracts with life contingencies	XXX	XXX	XXX	XXX	XXX	XXX	XXX	XXX	XXX	XXX	XXX	XXX
3. Net investment income	14,134,284			14,134,284								
4. Amortization of Interest Maintenance Reserve (IMR)	46,188			46,188								
5. Separate Accounts net gain from operations excluding unrealized gains or losses												
6. Commissions and expense allowances on reinsurance ceded	908,461			908,461								
7. Reserve adjustments on reinsurance ceded												
8. Miscellaneous Income:												
8.1 Income from fees associated with investment management, administration and contract guarantees from Separate Accounts												
8.2 Charges and fees for deposit-type contracts												
8.3 Aggregate write-ins for miscellaneous income												
9. Totals (Lines 1 to 8.3)	69,369,556			69,369,556								
10. Death benefits	7,457,435			7,457,435								
11. Matured endowments (excluding guaranteed annual pure endowments)												
12. Annuity benefits	XXX	XXX	XXX	XXX	XXX	XXX	XXX	XXX	XXX	XXX	XXX	XXX
13. Disability benefits and benefits under accident and health contracts	1,352,960			1,352,960								
14. Coupons, guaranteed annual pure endowments and similar benefits												
15. Surrender benefits and withdrawals for life contracts	891			891								
16. Group conversions	321,176			321,176								
17. Interest and adjustments on contract or deposit-type contract funds	76,435			49,493							26,942	
18. Payments on supplementary contracts with life contingencies												
19. Increase in aggregate reserves for life and accident and health contracts	17,121,924			17,121,924								
20. Totals (Lines 10 to 19)	26,330,821			26,303,879							26,942	
21. Commissions on premiums, annuity considerations and deposit-type contract funds (direct business only)	29,916,754			29,916,754								XXX
22. Commissions and expense allowances on reinsurance assumed												
23. General insurance expenses	43,071,376			43,071,376								
24. Insurance taxes, licenses and fees, excluding federal income taxes	5,017,259			5,017,259								
25. Increase in loading on deferred and uncollected premiums	24,733,617			24,733,617								
26. Net transfers to or (from) Separate Accounts net of reinsurance												
27. Aggregate write-ins for deductions	3,140			3,140								
28. Totals (Lines 20 to 27)	129,072,967			129,046,025							26,942	
29. Net gain from operations before dividends to policyholders, refunds to members and federal income taxes (Line 9 minus Line 28)	(59,703,411)			(59,676,469)							(26,942)	
30. Dividends to policyholders and refunds to members												
31. Net gain from operations after dividends to policyholders, refunds to members and before federal income taxes (Line 29 minus Line 30)	(59,703,411)			(59,676,469)							(26,942)	
32. Federal income taxes incurred (excluding tax on capital gains)	(12,416,861)			(12,411,203)							(5,658)	
33. Net gain from operations after dividends to policyholders, refunds to members and federal income taxes and before realized capital gains or (losses) (Line 31 minus Line 32)	(47,286,550)			(47,265,266)							(21,284)	
34. Policies/certificates in force end of year	54,064			54,064								
DETAILS OF WRITE-INS												
08.301.												
08.302.												
08.303.												
08.398. Summary of remaining write-ins for Line 8.3 from overflow page												
08.399. Totals (Lines 08.301 thru 08.303 plus 08.398) (Line 8.3 above)												
2701. Fines, penalties and fees from regulatory authorities	3,140			3,140								
2702.												
2703.												
2798. Summary of remaining write-ins for Line 27 from overflow page												
2799. Totals (Lines 2701 thru 2703 plus 2798) (Line 27 above)	3,140			3,140								

(a) Include premium amounts for preneed plans included in Line 1
(b) Indicate if blocks of business in run-off that comprise less than 5% of premiums and less than 5% of reserve and loans liability are aggregated with material blocks of business and which columns are affected.
(c) Individual and Group Credit Life are combined and included on page. (Indicate whether included with Individual or Group.)

Analysis of Operations by Lines of Business - Group Life Insurance

N O N E

Analysis of Operations by Lines of Business - Individual Annuities

N O N E

Analysis of Operations by Lines of Business - Group Annuities

N O N E

Analysis of Operations by Lines of Business - Accident and Health

N O N E

ANNUAL STATEMENT FOR THE YEAR 2023 OF THE NYLIFE INSURANCE COMPANY OF ARIZONA
ANALYSIS OF INCREASE IN RESERVES DURING THE YEAR - INDIVIDUAL LIFE INSURANCE (a)

	1	2	3	4	5	6	7	8	9	10	11	12
	Total	Industrial Life	Whole Life	Term Life	Indexed Life	Universal Life	Universal Life With Secondary Guarantees	Variable Life	Variable Universal Life	Credit Life ^(b) (N/A Fraternal)	Other Individual Life	YRT Mortality Risk Only
Involving Life or Disability Contingencies (Reserves) (Net of Reinsurance Ceded)												
1. Reserve December 31 of prior year	45,769,016			45,769,016								
2. Tabular net premiums or considerations	46,836,204			46,836,204								
3. Present value of disability claims incurred	197,977			197,977								
4. Tabular interest	1,866,320			1,866,320								
5. Tabular less actual reserve released	1,012,282			1,012,282								
6. Increase in reserve on account of change in valuation basis	87,959			87,959								
6.1 Change in excess of VM-20 deterministic/stochastic reserve over net premium reserve		XXX								XXX		
7. Other increases (net)	1,856			1,856								
8. Totals (Lines 1 to 7)	95,771,615			95,771,615								
9. Tabular cost	31,261,496			31,261,496								
10. Reserves released by death	1,751			1,751								
11. Reserves released by other terminations (net)	176,509			176,509								
12. Annuity, supplementary contract and disability payments involving life contingencies	1,352,960			1,352,960								
13. Net transfers to or (from) Separate Accounts												
14. Total Deductions (Lines 9 to 13)	32,792,716			32,792,716								
15. Reserve December 31 of current year	62,978,899			62,978,899								
Cash Surrender Value and Policy Loans												
16. CSV Ending balance December 31, current year												
17. Amount Available for Policy Loans Based upon Line 16 CSV												

(a) Indicate if blocks of business in run-off that comprise less than 5% of premiums and less than 5% of reserve and loans liability are aggregated with material blocks of business and which columns are affected.
(b) Individual and Group Credit Life are combined and included on page. (Indicate whether included with Individual or Group.)

Analysis of Increase in Reserves During the Year - Group Life Insurance

N O N E

Analysis of Increase in Reserves During the Year - Individual Annuities

N O N E

Analysis of Increase in Reserves During the Year - Group Annuities

N O N E

ANNUAL STATEMENT FOR THE YEAR 2023 OF THE NYLIFE INSURANCE COMPANY OF ARIZONA

EXHIBIT OF NET INVESTMENT INCOME

		1	2
		Collected During Year	Earned During Year
1.	U.S. Government bonds	(a) 216,619 225,932
1.1	Bonds exempt from U.S. tax	(a)
1.2	Other bonds (unaffiliated)	(a) 2,562,612 4,000,934
1.3	Bonds of affiliates	(a)
2.1	Preferred stocks (unaffiliated)	(b)
2.11	Preferred stocks of affiliates	(b)
2.2	Common stocks (unaffiliated)
2.21	Common stocks of affiliates
3.	Mortgage loans	(c)
4.	Real estate	(d)
5.	Contract loans
6.	Cash, cash equivalents and short-term investments	(e) 9,875,784 10,113,122
7.	Derivative instruments	(f)
8.	Other invested assets
9.	Aggregate write-ins for investment income (190) (190)
10.	Total gross investment income	12,654,825	14,339,798
11.	Investment expenses	(g) 205,486
12.	Investment taxes, licenses and fees, excluding federal income taxes	(g) 28
13.	Interest expense	(h)
14.	Depreciation on real estate and other invested assets	(i)
15.	Aggregate write-ins for deductions from investment income
16.	Total deductions (Lines 11 through 15) 205,514
17.	Net investment income (Line 10 minus Line 16)	14,134,284
DETAILS OF WRITE-INS			
0901.	Miscellaneous sources (190) (190)
0902.
0903.
0998.	Summary of remaining write-ins for Line 9 from overflow page
0999.	Totals (Lines 0901 thru 0903 plus 0998) (Line 9, above) (190) (190)
1501.
1502.
1503.
1598.	Summary of remaining write-ins for Line 15 from overflow page
1599.	Totals (Lines 1501 thru 1503 plus 1598) (Line 15, above)

- (a) Includes \$292,869 accrual of discount less \$ 272,751 amortization of premium and less \$ 1,128,252 paid for accrued interest on purchases.
- (b) Includes \$ accrual of discount less \$ amortization of premium and less \$ paid for accrued dividends on purchases.
- (c) Includes \$ accrual of discount less \$ amortization of premium and less \$ paid for accrued interest on purchases.
- (d) Includes \$ for company's occupancy of its own buildings; and excludes \$ interest on encumbrances.
- (e) Includes \$ 10,043,631 accrual of discount less \$70 amortization of premium and less \$ 187,301 paid for accrued interest on purchases.
- (f) Includes \$ accrual of discount less \$ amortization of premium.
- (g) Includes \$ investment expenses and \$ investment taxes, licenses and fees, excluding federal income taxes, attributable to segregated and Separate Accounts.
- (h) Includes \$ interest on surplus notes and \$ interest on capital notes.
- (i) Includes \$ depreciation on real estate and \$ depreciation on other invested assets.

EXHIBIT OF CAPITAL GAINS (LOSSES)

		1	2	3	4	5
		Realized Gain (Loss) On Sales or Maturity	Other Realized Adjustments	Total Realized Capital Gain (Loss) (Columns 1 + 2)	Change in Unrealized Capital Gain (Loss)	Change in Unrealized Foreign Exchange Capital Gain (Loss)
1.	U.S. Government bonds
1.1	Bonds exempt from U.S. tax
1.2	Other bonds (unaffiliated) (8,784) (8,784)
1.3	Bonds of affiliates
2.1	Preferred stocks (unaffiliated)
2.11	Preferred stocks of affiliates
2.2	Common stocks (unaffiliated)
2.21	Common stocks of affiliates
3.	Mortgage loans
4.	Real estate
5.	Contract loans
6.	Cash, cash equivalents and short-term investments (46,892) (46,892)
7.	Derivative instruments
8.	Other invested assets
9.	Aggregate write-ins for capital gains (losses)
10.	Total capital gains (losses) (55,676) (55,676)
DETAILS OF WRITE-INS						
0901.
0902.
0903.
0998.	Summary of remaining write-ins for Line 9 from overflow page
0999.	Totals (Lines 0901 thru 0903 plus 0998) (Line 9, above)

ANNUAL STATEMENT FOR THE YEAR 2023 OF THE NYLIFE INSURANCE COMPANY OF ARIZONA
EXHIBIT - 1 PART 1 - PREMIUMS AND ANNUITY CONSIDERATIONS FOR LIFE AND ACCIDENT AND HEALTH CONTRACTS

	1	2	3	4	5	6	7	8
	Total	Individual Life	Group Life	Individual Annuities	Group Annuities	Accident & Health	Fraternal	Other Lines of Business
FIRST YEAR (other than single)								
1. Uncollected	135,949	135,949						
2. Deferred and accrued	25,800,680	25,800,680						
3. Deferred, accrued and uncollected:								
3.1 Direct	25,951,021	25,951,021						
3.2 Reinsurance assumed								
3.3 Reinsurance ceded	14,392	14,392						
3.4 Net (Line 1 + Line 2)	25,936,629	25,936,629						
4. Advance	83,001	83,001						
5. Line 3.4 - Line 4	25,853,628	25,853,628						
6. Collected during year:								
6.1 Direct	20,975,589	20,975,589						
6.2 Reinsurance assumed	21,855	21,855						
6.3 Reinsurance ceded	81,629	81,629						
6.4 Net	20,915,815	20,915,815						
7. Line 5 + Line 6.4	46,769,443	46,769,443						
8. Prior year (uncollected + deferred and accrued - advance)								
9. First year premiums and considerations:								
9.1 Direct	46,843,609	46,843,609						
9.2 Reinsurance assumed	21,855	21,855						
9.3 Reinsurance ceded	96,020	96,020						
9.4 Net (Line 7 - Line 8)	46,769,444	46,769,444						
SINGLE								
10. Single premiums and considerations:								
10.1 Direct								
10.2 Reinsurance assumed								
10.3 Reinsurance ceded								
10.4 Net								
RENEWAL								
11. Uncollected	(619,464)	(619,464)						
12. Deferred and accrued	7,100,849	7,100,849						
13. Deferred, accrued and uncollected:								
13.1 Direct	7,383,733	7,383,733						
13.2 Reinsurance assumed								
13.3 Reinsurance ceded	902,348	902,348						
13.4 Net (Line 11 + Line 12)	6,481,385	6,481,385						
14. Advance	91,698	91,698						
15. Line 13.4 - Line 14	6,389,687	6,389,687						
16. Collected during year:								
16.1 Direct	17,779,089	17,779,089						
16.2 Reinsurance assumed								
16.3 Reinsurance ceded	10,020,050	10,020,050						
16.4 Net	7,759,039	7,759,039						
17. Line 15 + Line 16.4	14,148,726	14,148,726						
18. Prior year (uncollected + deferred and accrued - advance)	6,637,547	6,637,547						
19. Renewal premiums and considerations:								
19.1 Direct	17,575,970	17,575,970						
19.2 Reinsurance assumed								
19.3 Reinsurance ceded	10,064,791	10,064,791						
19.4 Net (Line 17 - Line 18)	7,511,179	7,511,179						
TOTAL								
20. Total premiums and annuity considerations:								
20.1 Direct	64,419,579	64,419,579						
20.2 Reinsurance assumed	21,855	21,855						
20.3 Reinsurance ceded	10,160,811	10,160,811						
20.4 Net (Lines 9.4 + 10.4 + 19.4)	54,280,623	54,280,623						

ANNUAL STATEMENT FOR THE YEAR 2023 OF THE NYLIFE INSURANCE COMPANY OF ARIZONA

EXHIBIT - 1 PART 2 - POLICYHOLDERS' DIVIDENDS, REFUNDS TO MEMBERS AND COUPONS APPLIED, REINSURANCE COMMISSIONS AND EXPENSE ALLOWANCES AND COMMISSIONS INCURRED (Direct Business Only)

	1	2	3	4	5	6	7	8
	Total	Individual Life	Group Life	Individual Annuities	Group Annuities	Accident & Health	Fraternal	Other Lines of Business
POLICYHOLDERS' DIVIDENDS, REFUNDS TO MEMBERS AND COUPONS APPLIED (included in Part 1)								
21. To pay renewal premiums								
22. All other								
REINSURANCE COMMISSIONS AND EXPENSE ALLOWANCES INCURRED								
23. First year (other than single):								
23.1 Reinsurance ceded								
23.2 Reinsurance assumed								
23.3 Net ceded less assumed								
24. Single:								
24.1 Reinsurance ceded								
24.2 Reinsurance assumed								
24.3 Net ceded less assumed								
25. Renewal:								
25.1 Reinsurance ceded	908,461	908,461						
25.2 Reinsurance assumed								
25.3 Net ceded less assumed	908,461	908,461						
26. Totals:								
26.1 Reinsurance ceded (Page 6, Line 6)	908,461	908,461						
26.2 Reinsurance assumed (Page 6, Line 22)								
26.3 Net ceded less assumed	908,461	908,461						
COMMISSIONS INCURRED (direct business only)								
27. First year (other than single)	29,916,259	29,916,259						
28. Single								
29. Renewal	495	495						
30. Deposit-type contract funds								
31. Totals (to agree with Page 6, Line 21)	29,916,754	29,916,754						

ANNUAL STATEMENT FOR THE YEAR 2023 OF THE NYLIFE INSURANCE COMPANY OF ARIZONA

EXHIBIT 2 - GENERAL EXPENSES

	Insurance				5 Investment	6 Fraternal	7 Total
	1 Life	2 Accident and Health		4 All Other Lines of Business			
		2 Cost Containment	3 All Other				
1. Rent	263,652				7,569		271,221
2. Salaries and wages	20,275,763				177,801		20,453,564
3.11 Contributions for benefit plans for employees	2,841,449				56		2,841,505
3.12 Contributions for benefit plans for agents	173,573						173,573
3.21 Payments to employees under non-funded benefit plans	19						19
3.22 Payments to agents under non-funded benefit plans	296						296
3.31 Other employee welfare	178,990						178,990
3.32 Other agent welfare	3,785						3,785
4.1 Legal fees and expenses	10,599						10,599
4.2 Medical examination fees	5,245,813						5,245,813
4.3 Inspection report fees	535,486						535,486
4.4 Fees of public accountants and consulting actuaries	93,180						93,180
4.5 Expense of investigation and settlement of policy claims	20,270						20,270
5.1 Traveling expenses	333,705				2,056		335,761
5.2 Advertising	722,518				33		722,551
5.3 Postage, express, telegraph and telephone	356,601				2,101		358,702
5.4 Printing and stationery	129,040						129,040
5.5 Cost or depreciation of furniture and equipment	27,171						27,171
5.6 Rental of equipment	28,839						28,839
5.7 Cost or depreciation of EDP equipment and software	378,573				181		378,754
6.1 Books and periodicals	639						639
6.2 Bureau and association fees	17,385						17,385
6.3 Insurance, except on real estate	17,601						17,601
6.4 Miscellaneous losses	(10,141)						(10,141)
6.5 Collection and bank service charges	6,765						6,765
6.6 Sundry general expenses	971,959				15,687		987,646
6.7 Group service and administration fees							
6.8 Reimbursements by uninsured plans							
7.1 Agency expense allowance	5,853,137						5,853,137
7.2 Agents' balances charged off (less \$ recovered)	46,349						46,349
7.3 Agency conferences other than local meetings	52,034						52,034
8.1 Official publication (Fraternal Benefit Societies Only)	XXX	XXX	XXX	XXX	XXX		
8.2 Expense of supreme lodge meetings (Fraternal Benefit Societies Only)	XXX	XXX	XXX	XXX	XXX		
9.1 Real estate expenses	1,746						1,746
9.2 Investment expenses not included elsewhere							
9.3 Aggregate write-ins for expenses	4,494,580						4,494,580
10. General expenses incurred	43,071,376				205,484	(b)	(a) 43,276,860
11. General expenses unpaid Dec. 31, prior year	36,104						36,104
12. General expenses unpaid Dec. 31, current year	56,024						56,024
13. Amounts receivable relating to uninsured plans, prior year							
14. Amounts receivable relating to uninsured plans, current year							
15. General expenses paid during year (Lines 10+11-12-13+14)	43,051,456				205,484		43,256,940
DETAILS OF WRITE-INS							
09.301. Aggregate Write Ins	4,494,580						4,494,580
09.302.							
09.303.							
09.398. Summary of remaining write-ins for Line 9.3 from overflow page							
09.399. Totals (Lines 09.301 thru 09.303 plus 09.398) (Line 9.3 above)	4,494,580						4,494,580

(a) Includes management fees of \$ 204,387 to affiliates and \$ 7,153,183 to non-affiliates.

(b) Show the distribution of this amount in the following categories (Fraternal Benefit Societies Only):

1. Charitable \$; 2. Institutional \$; 3. Recreational and Health \$; 4. Educational \$; 5. Religious \$; 6. Membership \$; 7. Other \$; 8. Total \$

EXHIBIT 3 - TAXES, LICENSES AND FEES (EXCLUDING FEDERAL INCOME TAXES)

	Insurance			4 Investment	5 Fraternal	6 Total
	1 Life	2 Accident and Health	3 All Other Lines of Business			
1. Real estate taxes						
2. State insurance department licenses and fees	1,557,239					1,557,239
3. State taxes on premiums	751,552					751,552
4. Other state taxes, including \$ for employee benefits	7,049					7,049
5. U.S. Social Security taxes	2,594,823			28		2,594,851
6. All other taxes	106,596					106,596
7. Taxes, licenses and fees incurred	5,017,259			28		5,017,287
8. Taxes, licenses and fees unpaid Dec. 31, prior year	(119,491)					(119,491)
9. Taxes, licenses and fees unpaid Dec. 31, current year	218,930					218,930
10. Taxes, licenses and fees paid during year (Lines 7 + 8 - 9)	4,678,838			28		4,678,866

EXHIBIT 4 - DIVIDENDS OR REFUNDS

	1 Life	2 Accident and Health
	1. Applied to pay renewal premiums	
2. Applied to shorten the endowment or premium-paying period		
3. Applied to provide paid-up additions		
4. Applied to provide paid-up annuities		
5. Total Lines 1 through 4		
6. Paid in cash		
7. Left on deposit		
8. Aggregate write-ins for dividend or refund options		
9. Total Lines 5 through 8		
10. Amount due and unpaid		
11. Provision for dividends or refunds payable in the following calendar year		
12. Terminal dividends		
13. Provision for deferred dividend contracts		
14. Amount provisionally held for deferred dividend contracts not included in Line 13		
15. Total Lines 10 through 14		
16. Total from prior year		
17. Total dividends or refunds (Lines 9 + 15 - 16)		
DETAILS OF WRITE-INS		
0801.		
0802.		
0803.		
0898. Summary of remaining write-ins for Line 8 from overflow page		
0899. Totals (Lines 0801 thru 0803 plus 0898) (Line 8 above)		

NONE

EXHIBIT 5 - INTERROGATORIES

- 1.1 Has the reporting entity ever issued both participating and non-participating contracts?..... Yes [] No [X]
- 1.2 If not, state which kind is issued.
 Non-participating
- 2.1 Does the reporting entity at present issue both participating and non-participating contracts?..... Yes [] No [X]
- 2.2 If not, state which kind is issued.
 Non-participating
- 3. Does the reporting entity at present issue or have in force contracts that contain non-guaranteed elements?..... Yes [X] No []
 If so, attach a statement that contains the determination procedures, answers to the interrogatories and an actuarial opinion as described in the instructions.
- 4. Has the reporting entity any assessment or stipulated premium contracts in force? Yes [] No [X]
 If so, state:
 4.1 Amount of insurance?\$
 4.2 Amount of reserve?\$
 4.3 Basis of reserve:

 4.4 Basis of regular assessments:

 4.5 Basis of special assessments:

 4.6 Assessments collected during the year\$
- 5. If the contract loan interest rate guaranteed in any one or more of its currently issued contracts is less than 5%, not in advance, state the contract loan rate guarantees on any such contracts.

- 6. Does the reporting entity hold reserves for any annuity contracts that are less than the reserves that would be held on a standard basis? Yes [] No [X]
 6.1 If so, state the amount of reserve on such contracts on the basis actually held:.....\$
 6.2 That would have been held (on an exact or approximate basis) using the actual ages of the annuitants; the interest rate(s) used in 6.1; and the same mortality basis used by the reporting entity for the valuation of comparable annuity benefits issued to standard lives. If the reporting entity has no comparable annuity benefits for standard lives to be valued, the mortality basis shall be the table most recently approved by the state of domicile for valuing individual annuity benefits:\$
 Attach statement of methods employed in their valuation.
- 7. Does the reporting entity have any Synthetic GIC contracts or agreements in effect as of December 31 of the current year? Yes [] No [X]
 7.1 If yes, state the total dollar amount of assets covered by these contracts or agreements\$
 7.2 Specify the basis (fair value, amortized cost, etc.) for determining the amount:

 7.3 State the amount of reserves established for this business:\$
 7.4 Identify where the reserves are reported in the blank:

- 8. Does the reporting entity have any Contingent Deferred Annuity contracts or agreements in effect as of December 31 of the current year? Yes [] No [X]
 8.1 If yes, state the total dollar amount of account value covered by these contracts or agreements:\$
 8.2 State the amount of reserves established for this business:\$
 8.3 Identify where the reserves are reported in the blank:

- 9. Does the reporting entity have any Guaranteed Lifetime Income Benefit contracts, agreements or riders in effect as of December 31 of the current year? Yes [] No [X]
 9.1 If yes, state the total dollar amount of any account value associated with these contracts, agreements or riders:\$
 9.2 State the amount of reserves established for this business:\$
 9.3 Identify where the reserves are reported in the blank:

EXHIBIT 5A - CHANGES IN BASES OF VALUATION DURING THE YEAR

1 Description of Valuation Class	Valuation Basis		4 Increase in Actuarial Reserve Due to Change
	2 Changed From	3 Changed To	
Pre-Term Conversion Reserve	3.50%	4.0%; updated conversion, mortality, and lapse rates; updated cost of extra mortality methodology	87,960
0199999. Subtotal (Page 7, Line 6)	XXX	XXX	87,960
.....
.....
9999999 - Total (Column 4, only)			87,960

ANNUAL STATEMENT FOR THE YEAR 2023 OF THE NYLIFE INSURANCE COMPANY OF ARIZONA

EXHIBIT 6 - AGGREGATE RESERVES FOR ACCIDENT AND HEALTH CONTRACTS ^(a)

	1 Total	Comprehensive		4 Medicare Supplement	5 Vision Only	6 Dental Only	7 Federal Employees Health Benefits Plan	8 Title XVIII Medicare	9 Title XIX Medicaid	10 Credit A&H	11 Disability Income	12 Long-Term Care	13 Other Health
		2 Individual	3 Group										
ACTIVE LIFE RESERVE													
1. Unearned premium reserves													
2. Additional contract reserves (b)													
3. Additional actuarial reserves-Asset/Liability analysis													
4. Reserve for future contingent benefits													
5. Reserve for rate credits													
6. Aggregate write-ins for reserves													
7. Totals (Gross)													
8. Reinsurance ceded													
9. Totals (Net)													
CLAIM RESERVE													
10. Present value of amounts not yet due on claims													
11. Additional actuarial reserves-Asset/Liability analysis													
12. Reserve for future contingent benefits													
13. Aggregate write-ins for reserves													
14. Totals (Gross)													
15. Reinsurance ceded													
16. Totals (Net)													
17. TOTAL (Net)													
18. TABULAR FUND INTEREST													
DETAILS OF WRITE-INS													
0601.													
0602.													
0603.													
0698. Summary of remaining write-ins for Line 6 from overflow page													
0699. TOTALS (Lines 0601 thru 0603 plus 0698) (Line 6 above)													
1301.													
1302.													
1303.													
1398. Summary of remaining write-ins for Line 13 from overflow page													
1399. TOTALS (Lines 1301 thru 1303 plus 1398) (Line 13 above)													

NONE

(a) Indicate if blocks of business in run-off that comprise less than 5% of premiums and less than 5% of reserve and loans liability are aggregated with material blocks of business and which columns are affected.
 (b) Attach statement as to valuation standard used in calculating this reserve, specifying reserve bases, interest rates and methods.

ANNUAL STATEMENT FOR THE YEAR 2023 OF THE NYLIFE INSURANCE COMPANY OF ARIZONA

EXHIBIT 7 - DEPOSIT TYPE CONTRACTS

	1	2	3	4	5	6
	Total	Guaranteed Interest Contracts	Annuities Certain	Supplemental Contracts	Dividend Accumulations or Refunds	Premium and Other Deposit Funds
1. Balance at the beginning of the year before reinsurance	884,115			884,115		
2. Deposits received during the year						
3. Investment earnings credited to the account	26,942			26,942		
4. Other net change in reserves						
5. Fees and other charges assessed						
6. Surrender charges						
7. Net surrender or withdrawal payments	232,868			232,868		
8. Other net transfers to or (from) Separate Accounts						
9. Balance at the end of current year before reinsurance (Lines 1+2+3+4-5-6-7-8) (a)	678,189			678,189		
10. Reinsurance balance at the beginning of the year						
11. Net change in reinsurance assumed						
12. Net change in reinsurance ceded						
13. Reinsurance balance at the end of the year (Lines 10+11-12)						
14. Net balance at the end of current year after reinsurance (Lines 9 + 13)	678,189			678,189		

(a) FHLB Funding Agreements:

- 1. Reported as GICs (captured in column 2) \$
- 2. Reported as Annuities Certain (captured in column 3) \$
- 3. Reported as Supplemental Contracts (captured in column 4) \$
- 4. Reported as Dividend Accumulations or Refunds (captured in column 5) \$
- 5. Reported as Premium or Other Deposit Funds (captured in column 6) \$
- 6. Total Reported as Deposit-Type Contracts (captured in column 1): (Sum of Lines 1 through 5) . \$

ANNUAL STATEMENT FOR THE YEAR 2023 OF THE NYLIFE INSURANCE COMPANY OF ARIZONA
EXHIBIT 8 - CLAIMS FOR LIFE AND ACCIDENT AND HEALTH CONTRACTS

PART 1 - Liability End of Current Year

	1	2	3	4	5	6	7	8
	Total	Individual Life	Group Life	Individual Annuities	Group Annuities	Accident & Health	Fraternal	Other Lines of Business
1. Due and unpaid:								
1.1 Direct								
1.2 Reinsurance assumed								
1.3 Reinsurance ceded								
1.4 Net								
2. In course of settlement:								
2.1 Resisted								
2.11 Direct								
2.12 Reinsurance assumed								
2.13 Reinsurance ceded								
2.14 Net		(b)	(b)	(b)				
2.2 Other								
2.21 Direct	4,334,772	4,334,772						
2.22 Reinsurance assumed								
2.23 Reinsurance ceded	1,616,160	1,616,160						
2.24 Net	2,718,612	(b)	(b)	(b)		(b)		
3. Incurred but unreported:								
3.1 Direct	251,587	251,587						
3.2 Reinsurance assumed								
3.3 Reinsurance ceded	100,893	100,893						
3.4 Net	150,694	(b)	(b)	(b)		(b)		
4. TOTALS								
4.1 Direct	4,586,359	4,586,359						
4.2 Reinsurance assumed								
4.3 Reinsurance ceded	1,717,053	1,717,053						
4.4 Net	2,869,306	(a)	(a)					

(a) Including matured endowments (but not guaranteed annual pure endowments) unpaid amounting to \$ in Column 2 and \$ in Column 3.

(b) Include only portion of disability and accident and health claim liabilities applicable to assumed "accrued" benefits. Reserves (including reinsurance assumed and net of reinsurance ceded) for unaccrued benefits for Individual Life \$ 3,952,548 Group Life \$, and Individual Annuities \$ are included in Page 3, Line 1, (See Exhibit 5, Section on Disability Disabled Lives); and for Accident and Health \$ are included in Page 3, Line 2 (See Exhibit 6, Claim Reserve).

ANNUAL STATEMENT FOR THE YEAR 2023 OF THE NYLIFE INSURANCE COMPANY OF ARIZONA
EXHIBIT 8 - CLAIMS FOR LIFE AND ACCIDENT AND HEALTH CONTRACTS

PART 2 - Incurred During the Year

	1	2	3	4	5	6	7	8
	Total	Individual Life (a)	Group Life (b)	Individual Annuities	Group Annuities	Accident & Health	Fraternal	Other Lines of Business
1. Settlements During the Year:								
1.1 Direct	16,752,501	16,752,501						
1.2 Reinsurance assumed								
1.3 Reinsurance ceded	11,396,880	11,396,880						
1.4 Net	(c) 5,355,621	5,355,621						
2. Liability December 31, current year from Part 1:								
2.1 Direct	4,586,359	4,586,359						
2.2 Reinsurance assumed								
2.3 Reinsurance ceded	1,717,053	1,717,053						
2.4 Net	2,869,306	2,869,306						
3. Amounts recoverable from reinsurers December 31, current year	180,000	180,000						
4. Liability December 31, prior year:								
4.1 Direct	2,579,412	2,579,412						
4.2 Reinsurance assumed								
4.3 Reinsurance ceded	1,739,280	1,739,280						
4.4 Net	840,132	840,132						
5. Amounts recoverable from reinsurers December 31, prior year	1,605,600	1,605,600						
6. Incurred Benefits								
6.1 Direct	18,759,448	18,759,448						
6.2 Reinsurance assumed								
6.3 Reinsurance ceded	9,949,053	9,949,053						
6.4 Net	8,810,395	8,810,395						

- (a) Including matured endowments (but not guaranteed annual pure endowments) amounting to \$ in Line 1.1, \$ in Line 1.4.
 \$ in Line 6.1, and \$ in Line 6.4.
- (b) Including matured endowments (but not guaranteed annual pure endowments) amounting to \$ in Line 1.1, \$ in Line 1.4.
 \$ in Line 6.1, and \$ in Line 6.4.
- (c) Includes \$ premiums waived under total and permanent disability benefits.

ANNUAL STATEMENT FOR THE YEAR 2023 OF THE NYLIFE INSURANCE COMPANY OF ARIZONA

EXHIBIT OF NON-ADMITTED ASSETS

	1	2	3
	Current Year Total Nonadmitted Assets	Prior Year Total Nonadmitted Assets	Change in Total Nonadmitted Assets (Col. 2 - Col. 1)
1. Bonds (Schedule D)			
2. Stocks (Schedule D):			
2.1 Preferred stocks			
2.2 Common stocks			
3. Mortgage loans on real estate (Schedule B):			
3.1 First liens			
3.2 Other than first liens.....			
4. Real estate (Schedule A):			
4.1 Properties occupied by the company			
4.2 Properties held for the production of income.....			
4.3 Properties held for sale			
5. Cash (Schedule E - Part 1), cash equivalents (Schedule E - Part 2) and short-term investments (Schedule DA)			
6. Contract loans			
7. Derivatives (Schedule DB)			
8. Other invested assets (Schedule BA)			
9. Receivables for securities			
10. Securities lending reinvested collateral assets (Schedule DL)			
11. Aggregate write-ins for invested assets			
12. Subtotals, cash and invested assets (Lines 1 to 11)			
13. Title plants (for Title insurers only)			
14. Investment income due and accrued			
15. Premiums and considerations:			
15.1 Uncollected premiums and agents' balances in the course of collection	42,513	104,684	62,171
15.2 Deferred premiums, agents' balances and installments booked but deferred and not yet due .			
15.3 Accrued retrospective premiums and contracts subject to redetermination			
16. Reinsurance:			
16.1 Amounts recoverable from reinsurers			
16.2 Funds held by or deposited with reinsured companies			
16.3 Other amounts receivable under reinsurance contracts			
17. Amounts receivable relating to uninsured plans			
18.1 Current federal and foreign income tax recoverable and interest thereon			
18.2 Net deferred tax asset	19,350	17,872	(1,478)
19. Guaranty funds receivable or on deposit			
20. Electronic data processing equipment and software			
21. Furniture and equipment, including health care delivery assets			
22. Net adjustment in assets and liabilities due to foreign exchange rates			
23. Receivables from parent, subsidiaries and affiliates			
24. Health care and other amounts receivable	4,583,574		(4,583,574)
25. Aggregate write-ins for other than invested assets	524,387	69,048	(455,339)
26. Total assets excluding Separate Accounts, Segregated Accounts and Protected Cell Accounts (Lines 12 to 25)	5,169,824	191,604	(4,978,220)
27. From Separate Accounts, Segregated Accounts and Protected Cell Accounts			
28. Total (Lines 26 and 27)	5,169,824	191,604	(4,978,220)
DETAILS OF WRITE-INS			
1101.			
1102.			
1103.			
1198. Summary of remaining write-ins for Line 11 from overflow page			
1199. Totals (Lines 1101 thru 1103 plus 1198)(Line 11 above)			
2501. Miscellaneous	524,387	69,048	(455,339)
2502.			
2503.			
2598. Summary of remaining write-ins for Line 25 from overflow page			
2599. Totals (Lines 2501 thru 2503 plus 2598)(Line 25 above)	524,387	69,048	(455,339)

NOTES TO FINANCIAL STATEMENTS

1. Summary of Significant Accounting Policies and Going Concern

- A. The accompanying financial statements of NYLIFE Insurance Company of Arizona (“the Company”) have been prepared using accounting practices prescribed or permitted by the Arizona Department of Insurance and Financial Institutions.

The Arizona Department of Insurance and Financial Institutions recognizes only statutory accounting practices prescribed or permitted by the state of Arizona for determining and reporting the financial position and results of operations of an insurance company and for determining its solvency under Arizona Insurance Law. The National Association of Insurance Commissioners’ (“NAIC”) Accounting Practices and Procedures Manual (“NAIC SAP”) has been adopted as a component of prescribed or permitted practices by the state of Arizona. Prescribed statutory accounting practices include state laws and regulations. Permitted statutory accounting practices encompass accounting practices that are not prescribed; such practices differ from state to state, may differ from company to company within a state, and may change in the future. Arizona has adopted all prescribed accounting practices found in NAIC SAP. The Company has no permitted practices.

A reconciliation of the Company's net income and capital and surplus at December 31, 2023 and 2022 between practices prescribed or permitted by the State of Arizona and NAIC SAP is shown below:

	SSAP #	F/S Page	F/S Line #	2023	2022
Net Income					
Net income Arizona state basis (Page 4, Line 35, Columns 1 & 2)	XXX	4	35	\$ (47,334,567)	\$ 1,051,776
State prescribed practices that increase/(decrease) NAIC SAP:				—	—
State permitted practices that increase/(decrease) NAIC SAP:				—	—
(4) Net income, NAIC SAP (1-2-3=4)	XXX	XXX	XXX	<u>\$ (47,334,567)</u>	<u>\$ 1,051,776</u>
Capital and Surplus					
Statutory capital and surplus Arizona state basis (Page 3, Line 38, Columns 1 & 2)	XXX	3	38	\$ 308,303,890	\$ 109,992,936
State prescribed practices that increase/(decrease) NAIC SAP:				—	—
State permitted practices that increase/(decrease) NAIC SAP:				—	—
(8) Capital and surplus, NAIC SAP (5-6-7=8)	XXX	XXX	XXX	<u>\$ 308,303,890</u>	<u>\$ 109,992,936</u>

- B. The preparation of financial statements requires management to make estimates and assumptions that affect the reported amounts of assets and liabilities at the date of the financial statements. Management is also required to disclose contingent assets and liabilities at the date of the financial statements and the reported amounts of revenue and expenses during the period. Actual results may differ from those estimates.
- C. Life premiums are taken into income over the premium-paying period of the policies. Amounts received or paid under deposit type contracts without mortality or morbidity risk are not reported as income or benefits but are recorded directly as an adjustment to the liability for deposit funds.

Policy reserves are based on mortality tables and valuation interest rates, which are consistent with statutory requirements and are designed to be sufficient to provide for contractual benefits. The Company holds reserves greater than those developed under the minimum statutory reserving rules when the valuation actuary determines that the minimum statutory reserves are inadequate.

The Company has established policy reserves on contracts issued January 1, 2001 and later that exceed the minimum amounts determined under Appendix A-820, “Minimum Life and Annuity Reserve Standards” of NAIC SAP by approximately \$159,747.

In addition, the Company uses the following accounting policies:

- (1) Cash and cash equivalents includes cash on hand, amounts due from banks and highly liquid debt instruments that have original maturities of three months or less at date of purchase and are carried at amortized cost. Cash and cash equivalents also include money market mutual funds which are stated at fair value. Short-term investments consist of securities with remaining maturities of one year or less, but greater than three months at the time of acquisition and are carried at amortized cost, which approximates fair value.
- (2) Bonds are stated at amortized cost using the interest method. Bonds in or near default (rated NAIC 6) are stated at the lower of amortized cost or fair value. The cost basis of bonds is adjusted for impairments in value deemed to be other than temporary, with the difference between the bond's amortized cost and its fair value recognized as a realized loss reported in net income. The new cost basis of an impaired bond is not adjusted for subsequent increases in estimated fair value. In periods subsequent to the recognition of an other-than-temporary impairment (“OTTI”), the impaired bond is accounted for as if it had been purchased on the measurement date of the impairment. Refer to Note 20 - Fair Value Measurements for discussion on the valuation approach and methods for bonds.
- (3)–(5) The Company does not own any common stock, preferred stock, real estate or mortgage loans.
- (6) The interest method for loan-backed and structured securities, which are included in bonds, uses current assumptions of projected cash flows. Loan-backed and structured securities in or near default (rated NAIC 6) are stated at the lower of amortized cost or fair value. Amortization of premium or accretion of discount from the purchase of these securities considers the estimated timing and amount of cash flows of the underlying loans, including prepayment assumptions based on data obtained from external sources or internal estimates. Projected future cash flows are updated monthly, and the amortized cost and effective yield of the securities are adjusted as necessary to reflect historical prepayment experience and changes in estimated future prepayments. For high credit quality loan-backed and structured securities backed by the U.S. government (those rated AA or above at the date of acquisition), the adjustments to amortized cost are recorded as a charge or credit to net investment income in accordance with the retrospective method. For all other securities, including all loan-backed and structured securities that are not of high credit quality (those rated below AA at date of acquisition), floating rate securities and securities with the potential for a loss of a portion of the original investment due to contractual prepayments (e.g., interest only securities), the effective yield is adjusted prospectively for any changes in estimated cash flows. Refer to Note 20 - Fair Value Measurements, for discussion on the valuation approach and methods for bonds.

The cost basis of loan-backed and structured securities is adjusted for impairments in value that are deemed to be other than temporary. An other-than-temporary loss is recognized in net income when it is anticipated that the amortized cost will not be recovered. For loan-backed and structured securities, the entire difference between the security's amortized

NOTES TO FINANCIAL STATEMENTS

cost and its fair value is recognized in net income only when the Company (a) has the intent to sell the security or (b) it does not have the intent and ability to hold the security to recovery. If neither of these two conditions exists, a realized loss is recognized in net income for the difference between the amortized cost basis of the security and the net present value of projected future cash flows expected to be collected. The net present value is calculated by discounting the Company's best estimate of projected future cash flows at the effective interest rate implicit in the loan-backed or structured security prior to impairment.

The new cost basis of an impaired security is not adjusted for subsequent increases in estimated fair value. In periods subsequent to the recognition of an other-than-temporary impairment ("OTTI"), the impaired bond security is accounted for as if it had been purchased on the measurement date of the impairment. Accordingly, the discount (or reduced premium) based on the new cost basis may be accreted (or amortized) into net investment income in future periods based on prospective changes in cash flow estimates, to reflect adjustments to the effective yield.

- (7) The Company has no investments in subsidiaries or affiliates.
- (8) The Company has no investments in limited partnerships or limited liability companies.
- (9) The Company does not have any derivative instruments.
- (10) The Company does not utilize anticipated investment income as a factor in the premium deficiency calculation.
- (11) The Company does not issue or have any in force accident and health policies.
- (12) The Company has not changed its capitalization policy from the prior year.
- (13) The Company does not have any pharmaceutical rebates receivable.

D. Going Concern

The Company does not have any doubt about its ability to continue as a going concern.

2. Accounting Changes and Corrections of Errors

Change in Accounting Principles

Accounting changes adopted to conform to the provisions of NAIC SAP or other state prescribed accounting practices are reported as changes in accounting principles. The cumulative effect of changes in accounting principles is generally reported as an adjustment to unassigned surplus in the period of the change in accounting principle. Generally, the cumulative effect is the difference between the amount of capital and surplus at the beginning of the year and the amount of capital and surplus that would have been reported at that date if the new accounting principles had been applied retroactively for all prior periods.

The NAIC adopted INT 23-01, which is an interpretation that prescribes limited-time, optional, statutory accounting guidance as an exception to the existing guidance detailed in SSAP No. 7 "Asset Valuation Reserve and Interest Maintenance Reserve" and the annual statement instructions that requires non-admittance of a negative IMR. Under the INT, reporting entities are allowed to admit negative IMR if certain criteria are met. The adoption of this guidance did not have any impact on the Company's income or surplus since the Company's IMR was not in a negative position at December 31, 2023.

Prior Period Corrections

Not applicable.

3. Business Combinations and Goodwill

Not applicable.

4. Discontinued Operations

Not applicable.

5. Investments

A. Mortgage Loans, including Mezzanine Real Estate Loans

Not applicable.

B. Debt Restructuring

Not applicable.

C. Reverse Mortgages

Not applicable.

D. Loan-Backed Securities

- (1) Prepayment assumptions for mortgage-backed/loan-backed and structured securities were obtained from external sources such as Intex and Blackrock Solutions.
- (2) The Company does not have any loan-backed and structured securities which are other-than-temporarily impaired where the Company intends to sell, or does not have the intent and ability to hold until recovery, at December 31, 2023.
- (3) At December 31, 2023, the Company did not have any securities where the present value of cash flows expected to be collected is less than the amortized cost basis during the current year.

NOTES TO FINANCIAL STATEMENTS

- (4) The following table presents the Company's gross unrealized losses and fair values of loan-backed and structured securities, aggregated by the length of time that the individual securities have been in a continuous unrealized loss position at December 31, 2023:

	Less than 12 months		12 months or greater		Total			
	Estimated Fair Value	Unrealized Losses	Estimated Fair Value	Unrealized Losses	Estimated Fair Value	Unrealized Losses		
Total	\$	—	\$	—	\$ 18,268,434	\$ 2,217,108	\$ 18,268,434	\$ 2,217,108

- (5) The Company performs quantitative and qualitative analysis to determine if a decline in fair value was temporary. For those securities where the decline was considered temporary, the Company did not take an impairment when it had the ability and intent to hold until recovery. Factors considered in evaluating whether a decline in value is other than temporary include: (1) whether the decline is substantial; (2) the duration that the fair value has been less than amortized cost; (3) the financial condition and near-term prospects of the issuer; and (4) the Company's ability and intent to retain the investment for the period of time sufficient to allow for an anticipated recovery in value. In addition, for the non-agency residential mortgage backed securities ("RMBS") portfolio, the Company updates cash flow projections quarterly. A projection is performed for each security based upon the evaluation of prepayment, delinquency, and default rates for the pool of mortgages collateralizing each security, and the projected impact on the course of future prepayments, defaults, and loss in the pool of mortgages, but do not include market prices. As a result, forecasts may change from period to period and additional impairments may be recognized over time as a result of deterioration in the fundamentals of a particular security or group of securities and/or a continuation of heightened mortgage defaults for a period longer than the assumptions used for the forecasts. Both qualitative and quantitative factors are used in creating the Company's RMBS cash flow models. As such, any estimate of impairments is subject to the inherent limitation on the Company's ability to predict the aggregate course of future events. It should therefore be expected that actual losses may vary from any estimate and the Company may recognize additional other-than-temporary losses.

E. Dollar Repurchase Agreements and/or Securities Lending Transactions

Not applicable.

F. Repurchase Agreements Transaction Accounted for as Secured Borrowing

Not applicable.

G. Reverse Repurchase Agreements Transactions Accounted for as Secured Borrowing

Not applicable.

H. Repurchase Agreements Transactions Accounted for as a Sale

Not applicable.

I. Reverse Repurchase Agreements Transactions Accounted for as a Sale

Not applicable.

J. Real Estate

Not applicable.

K. Low-Income Housing Tax Credits

Not applicable.

NOTES TO FINANCIAL STATEMENTS

L. Restricted Assets

(1) Restricted assets (including pledged):

Restricted Asset Category	Gross (Admitted and Nonadmitted) Restricted							8	9	Percentage	
	Current Year					6	7			10	11
	1	2	3	4	5						
Total General Account (G/A)	G/A Assets Supporting Separate Accounts (S/A) Activity (a)	Total S/A Restricted Assets	S/A Assets Supporting G/A Activity (b)	Total (1 plus 3)	Total From Prior Year	Increase/ (Decrease) (5 minus 6)	Total Nonadmitted Restricted	Total Admitted Restricted (5 minus 8)	Gross (Admitted and Non-admitted) Restricted to Total Assets (c)	Admitted Restricted to Total Admitted Assets (d)	
a. Subject to contractual obligation for which liability is not shown	\$ —	\$ —	\$ —	\$ —	\$ —	\$ —	\$ —	\$ —	\$ —	0.000 %	0.000 %
b. Collateral held under security lending agreements	—	—	—	—	—	—	—	—	—	0.000 %	0.000 %
c. Subject to repurchase agreements	—	—	—	—	—	—	—	—	—	0.000 %	0.000 %
d. Subject to reverse repurchase agreements	—	—	—	—	—	—	—	—	—	0.000 %	0.000 %
e. Subject to dollar repurchase agreements	—	—	—	—	—	—	—	—	—	0.000 %	0.000 %
f. Subject to dollar reverse repurchase agreements	—	—	—	—	—	—	—	—	—	0.000 %	0.000 %
g. Placed under option contracts	—	—	—	—	—	—	—	—	—	0.000 %	0.000 %
h. Letter stock or securities restricted as to sale-excluding FHLB capital stock	—	—	—	—	—	—	—	—	—	0.000 %	0.000 %
i. FHLB capital stock	—	—	—	—	—	—	—	—	—	0.000 %	0.000 %
j. On deposit with states	3,388,266	—	—	—	3,388,266	3,406,316	(18,050)	—	3,388,266	0.860 %	0.871 %
k. On deposit with other regulatory bodies	—	—	—	—	—	—	—	—	—	0.000 %	0.000 %
l. Pledged as collateral to FHLB (including assets backing funding agreements)	—	—	—	—	—	—	—	—	—	0.000 %	0.000 %
m. Pledged as collateral not captured in other categories	—	—	—	—	—	—	—	—	—	0.000 %	0.000 %
n. Other restricted assets	—	—	—	—	—	—	—	—	—	0.000 %	0.000 %
o. Total Restricted Assets	\$ 3,388,266	\$ —	\$ —	\$ —	\$ 3,388,266	\$ 3,406,316	\$ (18,050)	\$ —	\$ 3,388,266	0.860 %	0.871 %

(a) Subset of column 1

(b) Subset of column 3

(c) Column 5 divided by Asset page, Column 1, Line 28

(d) Column 9 divided by Asset page, Column 3, Line 28

(2) There were no assets pledged as collateral not captured in other categories at December 31, 2023 and 2022.

(3) There were no other restricted assets at December 31, 2023 and 2022.

(4) There were no other assets received as collateral and reflected as assets at December 31, 2023 and 2022.

M. Working Capital Finance Investments

Not applicable.

N. Offsetting and Netting of Assets and Liabilities

Not applicable.

O. 5GI Securities

Not applicable.

P. Short Sales

Not applicable.

Q. Prepayment Penalty and Acceleration Fees

The following represents the Company's securities sold, redeemed or otherwise disposed as a result of a callable feature (including make whole call provisions) or tender and the aggregate amount of investment income generated as a result of a prepayment penalty and/or acceleration fee.

	General Account
(1) Number of CUSIPs	—
(2) Aggregate Amount of Investment Income	\$ —

6. Joint Ventures, Partnerships and Limited Liability Companies

A. The Company had no investments in joint ventures, limited partnerships or limited liability companies.

B. Not applicable.

7. Investment Income

A. Due and accrued investment income is excluded from surplus when amounts are over 90 days past due or collection is uncertain.

B. At December 31, 2023, the company had \$0 of investment income due and accrued that was nonadmitted.

NOTES TO FINANCIAL STATEMENTS

C. The gross, nonadmitted and admitted amounts for interest income due and accrued.

	<u>Amount</u>
Interest Income Due and Accrued	
1. Gross	\$ 2,498,517
2. Nonadmitted	\$ —
3. Admitted	\$ 2,498,517

D. The aggregate deferred interest.

	<u>Amount</u>
Aggregate deferred interest	\$ —

E. The cumulative amounts of paid-in-kind (PIK) interest included in the current principal balance.

	<u>Amount</u>
Cumulative amounts of PIK interest included in the current principal balance	\$ 310,398

8. Derivative Instruments

Not applicable.

9. Income Taxes

A. The components of the net deferred tax assets ("DTAs") and deferred tax liabilities ("DTLs") at December 31, 2023 and 2022 were as follows:

(1)

	<u>2023</u>		
	<u>Ordinary</u>	<u>Capital</u>	<u>Total</u>
(a) Gross DTAs	\$ 6,110,645	\$ 19,350	\$ 6,129,995
(b) Statutory valuation allowance	—	—	—
(c) Adjusted gross DTAs (1a - 1b)	6,110,645	19,350	6,129,995
(d) Nonadmitted DTAs	—	19,350	19,350
(e) Subtotal net admitted DTAs (1c - 1d)	6,110,645	—	6,110,645
(f) Gross DTLs	2,608,316	—	2,608,316
(g) Net admitted DTAs/(DTLs) (1e - 1f)	<u>\$ 3,502,329</u>	<u>\$ —</u>	<u>\$ 3,502,329</u>
	<u>2022</u>		
	<u>Ordinary</u>	<u>Capital</u>	<u>Total</u>
(a) Gross DTAs	\$ 4,799,644	\$ 17,872	\$ 4,817,516
(b) Statutory valuation allowance	—	—	—
(c) Adjusted gross DTAs (1a - 1b)	4,799,644	17,872	4,817,516
(d) Nonadmitted DTAs	—	17,872	17,872
(e) Subtotal net admitted DTAs (1c - 1d)	4,799,644	—	4,799,644
(f) Gross DTLs	2,501,297	—	2,501,297
(g) Net admitted DTAs/(DTLs) (1e - 1f)	<u>\$ 2,298,347</u>	<u>\$ —</u>	<u>\$ 2,298,347</u>
	<u>Change During 2023</u>		
	<u>Ordinary</u>	<u>Capital</u>	<u>Total</u>
(a) Gross DTAs	\$ 1,311,001	\$ 1,478	\$ 1,312,479
(b) Statutory valuation allowance	—	—	—
(c) Adjusted gross DTAs (1a - 1b)	1,311,001	1,478	1,312,479
(d) Nonadmitted DTAs	—	1,478	1,478
(e) Subtotal net admitted DTAs (1c - 1d)	1,311,001	—	1,311,001
(f) Gross DTLs	107,019	—	107,019
(g) Net admitted DTAs/(DTLs) (1e - 1f)	<u>\$ 1,203,982</u>	<u>\$ —</u>	<u>\$ 1,203,982</u>

(2) The admission calculation components were as follows:

	<u>2023</u>		
	<u>Ordinary</u>	<u>Capital</u>	<u>Total</u>
(a) Federal income taxes paid in prior years recoverable through loss carrybacks	\$ —	\$ —	\$ —
(b) Adjusted gross DTAs expected to be realized (excluding the amount of DTAs from 2(a) above) after application of the threshold limitation (the lesser of 2(b)1 and 2(b)2 below):	3,502,329	—	3,502,329
1. Adjusted gross DTAs expected to be realized following the balance sheet date	3,502,329	—	3,502,329
2. Adjusted gross DTAs allowed per limitation threshold	XXX	XXX	45,720,234
(c) Adjusted gross DTAs (excluding the amount of DTAs from 2(a) and 2(b) above) offset by gross DTLs	2,608,316	—	2,608,316
(d) DTAs admitted as the result of application of SSAP No. 101. Total (2(a)+2(b)+2(c))	<u>\$ 6,110,645</u>	<u>\$ —</u>	<u>\$ 6,110,645</u>
	<u>2022</u>		
	<u>Ordinary</u>	<u>Capital</u>	<u>Total</u>
(a) Federal income taxes paid in prior years recoverable through loss carrybacks	\$ —	\$ —	\$ —

NOTES TO FINANCIAL STATEMENTS

(b)	Adjusted gross DTAs expected to be realized (excluding the amount of DTAs from 2(a) above) after application of the threshold limitation (the lesser of 2(b)1 and 2(b)2 below):	2,298,347	—	2,298,347
	1. Adjusted gross DTAs expected to be realized following the balance sheet date	2,298,347	—	2,298,347
	2. Adjusted gross DTAs allowed per limitation threshold	XXX	XXX	16,154,188
(c)	Adjusted gross DTAs (excluding the amount of DTAs from 2(a) and 2(b) above) offset by gross DTLs	2,501,297	—	2,501,297
(d)	DTAs admitted as the result of application of SSAP No. 101. Total (2(a)+2(b)+2(c))	<u>\$ 4,799,644</u>	<u>\$ —</u>	<u>\$ 4,799,644</u>

Change During 2023				
	Ordinary	Capital	Total	
(a)	Federal income taxes paid in prior years recoverable through loss carrybacks	\$ —	\$ —	\$ —
(b)	Adjusted gross DTAs expected to be realized (excluding the amount of DTAs from 2(a) above) after application of the threshold limitation (the lesser of 2(b)1 and 2(b)2 below):	1,203,982	—	1,203,982
	1. Adjusted gross DTAs expected to be realized following the balance sheet date	1,203,982	—	1,203,982
	2. Adjusted gross DTAs allowed per limitation threshold	XXX	XXX	29,566,046
(c)	Adjusted gross DTAs (excluding the amount of DTAs from 2(a) and 2(b) above) offset by gross DTLs	107,019	—	107,019
(d)	DTAs admitted as the result of application of SSAP No. 101. Total (2(a)+2(b)+2(c))	<u>\$ 1,311,001</u>	<u>\$ —</u>	<u>\$ 1,311,001</u>

- (3) The ratio used to determine the applicable period used in 2(b) 1 above and the amount of adjusted capital and surplus used to determine the percentage threshold limitation in 2(b) 2 above are as follows:

	December 31, 2023	December 31, 2022	
(a)	Ratio percentage used to determine recovery period and threshold limitation amount	2522 %	7676 %
(b)	Amount of adjusted capital and surplus used to determine recovery period and threshold limitation in 2(b)2 above.	\$ 304,801,561	\$ 107,694,589

- (4) The impact on adjusted gross and net admitted DTAs due to tax planning strategies at December 31, 2023 and 2022 were as follows:

	2023		
	Ordinary	Capital	Total
Adjusted Gross DTAs (% of Total Adjusted Gross DTAs)	60 %	— %	60 %
Net Admitted Adjusted Gross DTAs (% of Total Net Admitted Adjusted Gross DTAs)	100 %	— %	100 %
	2022		
	Ordinary	Capital	Total
Adjusted Gross DTAs (% of Total Adjusted Gross DTAs)	— %	— %	— %
Net Admitted Adjusted Gross DTAs (% of Total Net Admitted Adjusted Gross DTAs)	— %	— %	— %
	Change		
	Ordinary	Capital	Total
Adjusted Gross DTAs (% of Total Adjusted Gross DTAs)	60 %	— %	60 %
Net Admitted Adjusted Gross DTAs (% of Total Net Admitted Adjusted Gross DTAs)	100 %	— %	100 %
Does the Company's tax planning strategy include the use of reinsurance?	Yes ___	No <u>X</u>	

B. The Company had no unrecognized DTLs at December 31, 2023 and 2022.

C. Significant components of income taxes incurred and the changes in DTAs and DTLs for the years ended December 31, 2023 and 2022 were as follows:

(1)	Current Income Tax:	2023	2022	Change
(a)	Federal	\$ (12,416,861)	\$ 151,603	\$ (12,568,464)
(b)	Foreign	—	—	—
(c)	Subtotal	(12,416,861)	151,603	(12,568,464)
(d)	Federal income tax on net capital gains	285	(3,893)	4,178
(e)	Utilization of capital loss carry-forward	—	—	—
(f)	Other	—	—	—
(g)	Federal and foreign income taxes incurred	<u>\$ (12,416,576)</u>	<u>\$ 147,710</u>	<u>\$ (12,564,286)</u>
(2)	DTAs:	2023	2022	Change
(a)	Ordinary			
	(1) Discounting of unpaid losses	\$ —	\$ —	\$ —
	(2) Unearned premium reserve	—	—	—
	(3) Policyholder reserve	2,261,621	2,345,130	(83,509)
	(4) Investments	19,863	2,415	17,448
	(5) Deferred acquisition costs	2,713,226	2,380,172	333,054
	(6) Policyholder dividends accrual	—	—	—
	(7) Fixed Assets	31,089	33,330	(2,241)
	(8) Compensation and benefits accrual	—	—	—
	(9) Pension accrual	—	—	—

NOTES TO FINANCIAL STATEMENTS

(10) Receivables - nonadmitted	—	—	—
(11) Net operating loss carry-forward	—	—	—
(12) Tax credit carry-forward	—	—	—
(13) Other	1,084,846	38,597	1,046,249
(99) Subtotal	6,110,645	4,799,644	1,311,001
(b) Statutory valuation allowance adjustment	—	—	—
(c) Nonadmitted	—	—	—
(d) Admitted ordinary DTA (2a99 - 2b - 2c)	6,110,645	4,799,644	1,311,001
(e) Capital			
(1) Investments	19,350	17,872	1,478
(2) Net capital loss carry-forward	—	—	—
(3) Real estate	—	—	—
(4) Other	—	—	—
(99) Subtotal	19,350	17,872	1,478
(f) Statutory valuation allowance adjustment	—	—	—
(g) Nonadmitted	19,350	17,872	1,478
(h) Admitted capital DTA (2e99 - 2f - 2g)	—	—	—
(i) Total admitted DTA (2d + 2h)	\$ 6,110,645	\$ 4,799,644	\$ 1,311,001
(3) DTLs:	2023	2022	Change
(a) Ordinary			
(1) Investments	\$ 157,277	\$ 85,366	\$ 71,911
(2) Fixed assets	—	—	—
(3) Deferred & uncollected premium	2,411,676	2,373,500	38,176
(4) Policyholder reserves	38,218	39,921	(1,703)
(5) Other	1,145	2,510	(1,365)
(99) Subtotal	2,608,316	2,501,297	107,019
(b) Capital			
(1) Investments	—	—	—
(2) Real estate	—	—	—
(3) Other	—	—	—
(99) Subtotal	—	—	—
(c) Total DTL (3a99 + 3b99)	2,608,316	2,501,297	107,019
(4) Net admitted DTAs/(DTLs) (2i - 3c)	\$ 3,502,329	\$ 2,298,347	\$ 1,203,982
Change in deferred income tax on change in net unrealized capital gains/losses			\$ —
Change in net deferred tax related to other items			1,205,460
Change in DTAs nonadmitted			(1,478)
Total change in net admitted DTAs			\$ 1,203,982

(5) The Company had no tax credits for years ended December 31, 2023 and 2022.

(6) The Company does not have operating loss carry-forwards for December 31, 2023.

(7) The Company had no adjustments to gross DTAs because of a change in circumstances that causes a change in judgment about the realizability of the related DTAs.

(8) The Inflation Reduction Act ("IRA") of 2022 was enacted on August 16, 2022. The IRA includes a new Federal corporate alternative minimum tax ("CAMT"), effective in 2023, that is based on the adjusted financial statement income set forth on the applicable financial statement of an applicable corporation. The NAIC adopted Interpretation ("INT") 23-04 to apply to December 31, 2023. Following that guidance, the Company has determined as of the reporting date it will not be an applicable corporation and will not be liable for CAMT in 2023. The Company is also not a member of a controlled group of corporations that is an applicable corporation.

D. The Company's income tax (benefit) expense and change in net DTAs for the years ended December 31, 2023 and 2022 differs from the amount obtained by applying the statutory rate of 21% to net gain from operations after dividends to policyholders and before federal income taxes for the following reasons:

	2023	2022	Change
Net gain from operations after dividends to policyholders and before federal income taxes at statutory rate	\$ (12,537,716)	\$ 252,225	\$ (12,789,941)
Net realized capital gains at statutory rate	(11,692)	(3,290)	(8,402)
Amortization of IMR	(9,699)	(17,902)	8,203
Nonadmitted assets	(1,063,587)	(4,762)	(1,058,825)
Other	658	6	652
Federal and foreign income taxes incurred and change in net deferred taxes during the year	\$ (13,622,036)	\$ 226,277	\$ (13,848,313)
Federal income tax expense reported in the Summary of Operations	\$ (12,416,861)	\$ 151,603	\$ (12,568,464)
Capital gains tax expense incurred	285	(3,893)	4,178
Change in net DTAs	(1,205,460)	78,567	(1,284,027)
Change in current and deferred taxes reported in prior period correction	—	—	—
Federal and foreign income taxes incurred and change in net deferred taxes during the year	\$ (13,622,036)	\$ 226,277	\$ (13,848,313)

E. (1) The Company did not have any operating loss and tax credit carry forwards available for tax purposes.

NOTES TO FINANCIAL STATEMENTS

(2) The following income taxes incurred in the current and prior years that will be available in the event of future net losses:

Year 2023	\$	285
Year 2022	\$	—
Year 2021	\$	89,610

(3) At December 31, 2023, the Company had no protective tax deposits on deposit with the Internal Revenue Service under Section 6603 of the Internal Revenue Service Code.

F. The Company's federal income tax return is consolidated with the following entities:

- i. New York Life Insurance Company ("New York Life")
- ii. New York Life Insurance and Annuity Corporation ("NYLIAC")
- iii. NYLIFE LLC and its domestic affiliates ("NYLIFE LLC")
- iv. New York Life Investment Management Holdings LLC ("NYL Investments") and its domestic subsidiaries
- v. New York Life Enterprises ("NYLE") and its domestic subsidiaries
- vi. NYL Investors LLC ("NYL Investors")
- vii. Life Insurance Company of North America ("LINA")
- viii. New York Life Group Insurance Company of NY ("NYLGICNY")
- ix. LINA Benefit Payments, Inc.

The Company is a member of an affiliated group which files a consolidated federal income tax return with New York Life. The consolidated income tax provision or benefit is allocated among the members of the group in accordance with a tax allocation agreement. The tax allocation agreement provides that the Company computes its share of consolidated tax provision or benefit, in general, on a separate company basis, and may, where applicable, include the tax benefits of operating or capital losses utilizable in New York Life's consolidated returns. Intercompany tax balances are settled quarterly on an estimated basis with a final settlement occurring within 30 days of the filing of the consolidated tax return. Current federal income taxes are charged or credited to operations based upon amounts estimated to be payable or recoverable as a result of taxable operations for the current year and any adjustments to such estimates from prior years.

G. The Company does not anticipate any significant changes to its total unrecognized tax benefits within the next 12 months.

H. The Company does not have repatriation transition tax owed under Tax Cuts and Jobs Act.

I. The Company does not have an AMT credit that was recognized as a current year recoverable or DTA.

10. Information Concerning Parent, Subsidiaries, Affiliates and Other Related Parties

A-B. In 2023 and 2022, the Company did not pay a dividend to its parent company, New York Life.

In March 2023, a capital contribution of \$250,000,000 was made from its parent company, New York Life, to the Company to fund future planned business operations through the Company, including the launch of a new term life product in May 2023.

Significant transactions entered into or between the Company and its parent and affiliates for the years ended December 31, 2023 and 2022 were as follows:

Date of Transaction	Name of Related Party	Nature of Relationship	Type of Transaction	Description
Various	New York Life	Parent	Service and facility agreement	New York Life provides the Company with certain services and facilities including, but not limited to, accounting, tax and auditing services, legal services, actuarial services, electronic data processing operations and communications operations. New York Life charges the Company for the identified costs associated with these services and facilities under the terms of a service agreement between New York Life and the Company. For the years ended December 31, 2023 and 2022, the fees incurred associated with these services and facilities, amounted to \$45,524,757 and \$2,934,325, respectively.
11/16/2015 (last amended on 10/26/2022)	New York Life	Parent	Revolving credit agreement	The Company has a revolving credit agreement with New York Life, under which the Company may borrow from New York Life an amount of up to \$10,000 thousand. As of December 31, 2023 and 2022, the Company has not borrowed under this agreement.
4/1/2000	New York Life Investors LLC ("NYL Investors")	Non-insurance affiliate	Investment advisory and administration services	The Company is a party to an investment advisory agreement with NYL Investors LLC ("NYL Investors"), a wholly-owned subsidiary of New York Life, whereby NYL Investors provides investment advisory and administrative services to the Company. For the years ended December 31, 2023 and 2022, the total cost for these services amounted to \$204,387 and \$149,044, respectively.
Various	New York Life	Parent	Term life conversion agreement	The Company compensates New York Life for policy credits associated with converting the Company's term policies to permanent cash value life insurance policies issued by New York Life without any additional underwriting. For the years ended December 31, 2023 and 2022, the term life conversion expenses incurred amounted to \$26,682 and \$111,839, respectively.
Various	NYLIAC	Insurance affiliate	Term life conversion agreement	The Company compensates NYLIAC, a wholly-owned subsidiary of New York Life, for policy credits associated with converting the Company's term policies to permanent cash value life insurance policies issued by NYLIAC without any additional underwriting. For the years ended December 31, 2023 and 2022, the term life conversion expenses incurred amounted to \$294,493 and \$196,998, respectively.

C. The Company had no transaction with related parties not reported on schedule Y.

D. At December 31, 2023 and 2022, the Company reported a net amount of \$9,918,929 and \$175,644, respectively, as amounts payable to parent and affiliates. These amounts exclude debt transactions described in section A.-B. The terms of the underlying agreements generally require that these amounts be settled in cash within 90 days.

E. Refer to sections A-B for significant administrative and advisory agreements the Company has entered into with its parent and affiliates for the years ended December 31, 2023 and 2022.

F. Refer to sections A-B for significant credit agreements entered into by the Company with its parent for the years ended December 31, 2023 and 2022.

NOTES TO FINANCIAL STATEMENTS

- G. All outstanding shares of the Company are owned by the parent company, New York Life, a mutual insurance company domiciled in the state of New York.
- H. The Company does not own any shares of an upstream affiliate either directly or through its subsidiaries.
- I.-K. The Company does not have an investment in a SCA entity.
- L. The Company does not hold investments in downstream non-insurance holding companies.
- M. The Company does not have any affiliated common stock investments.
- N. The Company does not hold investments in an SCA.
- O. The Company does not hold investments in an SCA in a loss position.

11. Debt

- A. The Company has not issued any debt.
- B. Not applicable.

12. Retirement Plans, Deferred Compensation, Postemployment Benefits and Compensated Absences and Other Postretirement Benefit Plans

A. Defined Benefit Plan

See section G.

B. Plan Asset Investment Policies and Strategies

See section G.

C. Determination of Fair Values

See section G.

D. Long-term Rate of Return on Plan Assets

See section G.

E. Defined Contribution Plans

See section G.

F. Multiemployer Plans

Not applicable.

G. Consolidated/Holding Company Plans

The Company shares in the cost of the following plans sponsored by New York Life: (1) certain defined benefit pension plans for eligible employees and agents, (2) certain defined contribution plans for substantially all employees (3) certain postretirement life and health benefits for retired employees and agents including their eligible dependents, and (4) postemployment benefits. The expense for these plans is allocated to the Company in accordance with an intercompany cost sharing agreement. The liabilities for these plans are included with the liabilities for the corresponding plan of New York Life.. The Company's share of the cost of these plans was as follows for the years ended December 31, 2023 and 2022:

	2023	2022	
Defined benefit pension	\$ 957,705	\$ 175,930	
Defined contribution	515,141	29,757	
Postretirement life and health	151,138	19,136	
Postemployment	113,394	4,331	
Total	\$ 1,737,378	\$ 229,154	

H. Postemployment Benefits and Compensated Absences

See section G.

I. Impact of Medicare Modernization Act on Postretirement Benefit (INT 04-17)

See section G.

13. Capital and Surplus, Shareholders' Dividend Restrictions, and Quasi-Reorganizations

- A. The Company has 30,000 shares authorized, with a par value of \$100 per share with 25,000 shares issued and outstanding. All shares are common stock and are owned by New York Life.
- B. Not applicable.
- C. The Company is subject to restrictions on the payment of dividends to New York Life. Under Arizona Insurance Law, cash dividends to stockholders may only be paid out of an insurer's available surplus funds which are derived from realized net profits on its business. Stock dividends may be paid out of any available surplus funds that exceed the aggregate amount of surplus loaned to the insurer. No surplus funds have been loaned to the Company. In addition, generally, no extraordinary dividend (as described under Arizona Revised Statute ("A.R.S.") Section 20-481.19) may be paid or distributed to stockholders without prior notice approval of the Director of Arizona Department of Insurance and Financial Institutions. At December 31, 2023, the amount of earned surplus of the Company available for the payment of dividends was \$42,696,110.

NOTES TO FINANCIAL STATEMENTS

- D. During the year ended December 31, 2023 and 2022, the Company did not pay a dividend to its sole shareholder, New York Life.
- E. Within the limitations of (3) above, there are no restrictions placed on the portion of Company profits that may be paid as ordinary dividends to stockholders.
- F. No restrictions have been placed on the unassigned surplus funds of the Company.
- G. The Company did not have any advances to surplus.
- H. The Company did not hold stock, including stock of affiliated companies, for any special purpose.
- I. The Company did not hold any special surplus funds.
- J. The Company did not have any unassigned funds (surplus) represented or reduced by cumulative net unrealized losses, gross of deferred taxes at December 31, 2023.
- K. The Company has not issued any surplus notes.
- L.-M. The Company has never had a quasi-reorganization.

14. Liabilities, Contingencies and Assessments

A. Contingent Commitments

(1) Commitments or contingent commitments

The Company does not have any commitments or contingent commitments.

(2) Guarantees

The Company does not have any guarantees.

(3) Guarantee obligations

The Company does not have any guarantee obligations.

B. Assessments

(1)–(3) The Company is not aware of any significant insolvencies of insurance companies, which would result in material assessments on the Company and as a result, no provision has been made, either as an asset or liability for amounts to be paid on insurer insolvencies.

C. Gain Contingencies

Not applicable.

D. Claims Related Extra Contractual Obligation and Bad Faith Losses Stemming from Lawsuits

The Company's exposure to extra contractual obligations and bad faith losses is immaterial.

E. Joint and Several Liabilities

Not applicable.

F. All Other Contingencies

The Company, along with New York Life and NYLIAC, is a defendant in one consolidated purported class action suit arising from its agency sales force. The lawsuit seeks, among other things, extra contractual damages. The parties have reached a settlement in principle which would not have a material adverse effect on the Company's financial position.

Subject to the above, the Company has no pending legal proceedings that would have a material adverse effect on the financial position of the Company.

15. Leases

A. Lessee Operating Lease

(1)a The Company is a party to an affiliated group air transportation services agreement entered into with NYLIFE LLC, a direct wholly owned subsidiary of New York Life, in November 2004. Under the terms of the agreement, the Company, in conjunction with certain specified affiliates, leases an aircraft from NYLIFE LLC. Costs associated with the lease are determined on a fully allocated basis and allotted to the parties based on usage. The Company's share of expenses associated with the lease of the aircraft was \$6,739 in 2023. The agreement expires in 2024.

(1)b-(3)b Not applicable.

B. Lessor Leases

Not applicable.

16. Information about Financial Instruments with Off-Balance Sheet Risk and Financial Instruments with Concentrations of Credit Risk

Not applicable.

17. Sale, Transfer and Servicing of Financial Assets and Extinguishments of Liabilities

A. Transfers of Receivables reported as Sales

Not applicable.

NOTES TO FINANCIAL STATEMENTS

B. Transfer and Servicing of Financial Assets

(1)-(7) Not applicable.

C. Wash Sales

(1) In the course of the Company's investment management activities, securities may be sold and repurchased within 30 days of the sale date to enhance the Company's yield on its investment portfolio.

(2) The Company did not have any wash sales where securities with an NAIC rating designation of 3 or below, or unrated, were sold during the year ended December 31, 2023 and reacquired within 30 days of the sale date.

18. Gain or Loss to the Reporting Entity from Uninsured Plans and the Uninsured Portion of Partially Insured Plans

Not applicable.

19. Direct Premium Written/Produced by Managing General Agents/Third-Party Administrators

The Company did not have any direct premium written/produced by managing general agents/third-party administrators during 2023.

20. Fair Value Measurements

A. The Company's financial assets and liabilities carried at fair value have been classified, for disclosure purposes, based on a hierarchy defined by SSAP No. 100, "Fair Value Measurements". Fair value is defined as the price that would be received to sell an asset or paid to transfer a liability in an orderly transaction between market participants at the measurement date. This guidance establishes a framework for measuring fair value that includes a hierarchy used to classify the inputs used in measuring fair value. The hierarchy prioritizes the inputs to valuation techniques used to measure fair value into three levels. The level in the fair value hierarchy within which the fair value measurement falls is determined based on the lowest level input that is significant to the fair value measurement.

(1) The levels of the fair value hierarchy are based on the inputs to the valuation as follows:

Level 1 Fair value is based on unadjusted quoted prices for identical assets or liabilities in an active market. Active markets are defined as a market in which many transactions occur with sufficient frequency and volume to provide pricing information on an ongoing basis.

Level 2 Observable inputs other than level 1 prices, such as quoted prices in active markets for similar assets or liabilities; quoted prices in markets that are not active for identical or similar assets or liabilities, or other model driven inputs that are observable or can be corroborated by observable market data for substantially the full term of the assets or liabilities. Valuations are generally obtained from third-party pricing services for identical or comparable assets or liabilities or through the use of valuation methodologies using observable market inputs.

Level 3 Instruments whose values are based on prices or valuation techniques that require inputs that are both unobservable and significant to the overall fair value measurement. These inputs reflect management's own assumptions in pricing the asset or liability. Pricing may also be based upon broker quotes that do not represent an offer to transact. Prices are determined using valuation methodologies such as option pricing models, discounted cash flow models and other similar techniques. Non-binding broker quotes, which are utilized when pricing service information is not available, are reviewed for reasonableness based on the Company's understanding of the market, and are generally considered Level 3. To the extent the internally developed valuations use significant unobservable inputs, they are classified as Level 3.

The Company had no investments held at fair value at December 31, 2023.

B. Not applicable.

C. The following table presents the estimated fair value and carrying value of the Company's financial instruments at December 31, 2023:

	Fair Value	Carrying Value	Level 1	Level 2	Level 3	Net Asset Value (NAV)	Not Practicable
Assets:							
Bonds	\$ 261,446,011	\$ 267,897,502	—	\$ 261,446,011	\$ —	\$ —	\$ —
Cash, cash equivalents and short-term investments	95,803,485	95,803,485	195,455	95,608,030	—	—	—
Investment income due and accrued	2,498,517	2,498,517	—	2,498,517	—	—	—
Total assets	<u>\$ 359,748,013</u>	<u>\$ 366,199,504</u>	<u>\$ 195,455</u>	<u>\$ 359,552,558</u>	<u>\$ —</u>	<u>\$ —</u>	<u>\$ —</u>
Liabilities:							
Payable to parent and affiliates	\$ 9,918,930	\$ 9,918,930	\$ —	\$ 9,918,930	\$ —	\$ —	\$ —
Premiums paid in advance	\$ 174,698	\$ 174,698	—	\$ 174,698	—	—	—
Total liabilities	<u>\$ 10,093,628</u>	<u>\$ 10,093,628</u>	<u>\$ —</u>	<u>\$ 10,093,628</u>	<u>\$ —</u>	<u>\$ —</u>	<u>\$ —</u>

Bonds

The fair value of bonds is determined by considering one of four primary sources: (1) security pricing is applied using a hierarchy approach whereby publicly available prices are first sought from nationally recognized third-party pricing services, (2) securities are priced using a matrix-based pricing methodology, which uses spreads derived from third-party benchmark bond indices, (3) securities are priced using an internal pricing model or methodology, and (4) securities are submitted to independent brokers for prices.

Third-party pricing services generally use an income-based valuation approach by using a discounted cash-flow model or it may also use a market approach by looking at recent trades of a specific security to determine fair value on public securities or a combination of the two. Typical inputs used by these pricing services include, but are not limited to: benchmark yields, reported trades, issuer spreads, bids, offers, benchmark securities, estimated cash flows and prepayment speeds, which the Company has determined are observable inputs.

Independent pricing vendors do not supply prices for private placement bonds. These securities are primarily priced using a market approach such as a matrix-based pricing methodology, which uses spreads derived from third-party benchmark bond indices. Any

NOTES TO FINANCIAL STATEMENTS

private securities that cannot be priced using this methodology, are priced using an internally developed model based upon assigned comparable public issues adjusted for liquidity, maturity and rating or are priced based on internal calculations. The Company assigns a credit rating for private placement securities based upon internal analysis.

Prices from pricing services and broker quotes are validated on an ongoing basis to ensure the adequacy and reliability of the fair value measurement. The Company performs both quantitative and qualitative analysis of the prices including initial and ongoing review of third-party pricing methodologies, back testing of recent trades, and a thorough review of pricing trends and statistics and is classified as level 2.

Cash, cash equivalents, short-term investments and investment income due and accrued

Cash on hand is classified as Level 1. Cash overdrafts (i.e. outstanding checks) are classified as Level 2. Due to the short-term maturities of cash equivalents, short term investments, and investment income due and accrued, carrying value approximates fair value and is classified as Level 2.

- D. If it is not practicable for an entity to estimate the fair value of that financial instrument or a class of financial instruments, the following shall be disclosed:

(1)-(2) Not applicable.

- E. Not applicable.

21. Other Items

A. Unusual or Infrequent Items

The Company continues to monitor the economic environment and other potential impacts relating to the COVID-19 pandemic. The Company has maintained effective operations and levels of policyholder service throughout the course of the pandemic.

B. Troubled Debt Restructuring: Debtors

Not applicable.

C. Other Disclosures

Assets with a carrying value of \$3,388,266 at December 31, 2023 were on deposit with government authorities or trustees as required by certain state insurance laws.

D. Business Interruption Insurance Recoveries

Not applicable.

E. State Transferable and Non-transferable Tax Credits

Not applicable.

F. Subprime and Midprime Mortgage Related Risk Exposure

- (1) The Company categorizes mortgage securities with an average FICO score (credit score) of 625 or less as "subprime" mortgage securities and mortgage securities with an average FICO score of greater than 625 and less than 700 as "midprime" mortgage securities. Securities with an average FICO score of 700 or greater are characterized as "prime". The delinquency, credit loss, prepayment rate of the pool of mortgages collateralizing the investment and credit enhancement available for the investment are reviewed. Cash flow forecasts for each subprime and midprime mortgage security using estimates of future prepayment, delinquency, default and loss severity rates are prepared and are stress tested. This analysis shows that the majority of the unrealized losses associated with the Company's subprime and midprime mortgage holdings is due to market dislocation and is not reflective of the projected cash flows for the portfolio of securities or how these securities have performed to date.
- (2) The Company does not engage in subprime residential or commercial mortgage lending and therefore has no direct exposure through investments in subprime mortgage loans.
- (3) The Company has exposure to subprime and midprime residential mortgage lending through its fixed maturity investments that are collateralized by mortgages that have characteristics of subprime or midprime lending. Subprime residential mortgage lending is the origination of residential mortgage loans to customers with weak credit profiles, including using relaxed mortgage-underwriting standards that provide for affordable mortgage products. These investments are primarily in the form of asset-backed securities ("ABS") supported by subprime or midprime residential mortgage loans or collateralized debt securities ("CDOs") that contain a subprime or midprime loan component. The collective carrying value of these investments is representing 0.03% of total fixed maturity investments. Of this amount, 100% had credit quality ratings below "AA". There was no common stock subprime or midprime exposure. The Company manages its subprime and midprime risk exposure by limiting the Company's holdings in these types of instruments, and performing ongoing analysis of cash flows, prepayment speeds, default rates and other stress variables.

The Company's general account fixed maturity investments that are collateralized by residential mortgages that have characteristics of subprime or midprime lending are:

Midprime-Type	Actual Cost	Book Adjusted Carrying Value	Fair Value	OTTI Losses
Residential mortgage-backed securities	\$ 74,760	\$ 71,284	\$ 70,950	\$ 116,110

- (4) The Company does not have underwriting exposure to subprime mortgage risk through mortgage guaranty or financial guaranty insurance coverage.

G. Retained Assets

- (1) Effective June 1, 2012, the Company ceased offering retained asset accounts as a settlement option to life insurance beneficiaries. Prior to that date, beneficiaries could select the retained asset account as a settlement option for satisfying individual life insurance claims of \$10,000 or more. Retained asset accounts are interest-bearing draft accounts administered by an unaffiliated bank and beneficiaries may access available funds by writing a check for any amount up to the full remaining balance of the net claim settlement. The Company's aggregate liability for retained asset accounts is reported as a component of liability for deposit-type contracts on Page 3 – Liabilities, Surplus and other Funds.

NOTES TO FINANCIAL STATEMENTS

Interest rates for retained asset accounts are not guaranteed and are declared periodically at the discretion of the Company. The following interest rates were paid to retained asset account holders in 2023:

Effective Date		Interest Rate \$10,000 or more	Interest Rate \$9,999.99 or less
From	Through		
1/1/2023	1/1/2023	2.78%	2.28%
1/2/2023	1/8/2023	2.83%	2.33%
1/9/2023	1/22/2023	2.87%	2.37%

The applicable fees charged for retained asset accounts in 2023 were as follows:

Description	Amount Charged
Overnight delivery of additional checkbooks:	\$15 weekday, \$22 weekend
Checks returned for insufficient funds	\$10 per occurrence
Stop Payment requests	\$12 per request

- (2) The following table presents the number and balance of retained asset accounts in-force at December 31, 2023 and 2022, respectively:

	In-Force			
	2023		2022	
	Number	Amount	Number	Amount
Up to and including 12 months	—	\$ —	—	\$ —
13 to 24 months	—	—	—	—
25 to 36 months	—	—	—	—
37 to 48 months	—	—	—	—
49 to 60 months	—	—	—	—
Over 60 months	5	678,190	6	884,116
Total	5	\$ 678,190	6	\$ 884,116

- (3) The following table presents the Company's retained asset accounts at December 31, 2023:

	Individual	
	Number	Amount
Retained asset accounts at the beginning of the year	6	\$ 884,116
Retained asset accounts issued/added during the year	—	—
Investment earnings credited to retained asset accounts during the year	N/A	26,942
Fees and other charges assessed to retained asset accounts during the year	N/A	—
Retained asset accounts transferred to state unclaimed property funds during the year	—	—
Retained asset accounts closed/withdrawn during the year	(1)	(232,868)
Retained asset accounts at the end of the year	5	\$ 678,190

H. Insurance-Linked Securities ("ILS") Contracts

Not applicable.

I. The Amount That Could Be Realized on Life Insurance Where the Reporting Entity is Owner and Beneficiary or Has Otherwise Obtained Rights to Control the Policy

Not applicable.

22. Events Subsequent

At February 28, 2024, the date the financial statements were available to be issued, there have been no events occurring subsequent to the close of the Company's books or accounts for the accompanying annual statement that would have a material effect on the financial condition of the Company.

23. Reinsurance

A. Ceded Reinsurance Report

Section 1 – General Interrogatories

- (1) Are any of the reinsurers, listed in Schedule S as non-affiliated, owned in excess of 10% or controlled, either directly or indirectly, by the company or by any representative, officer, trustee, or director of the company? Yes (\$0) No (X). If yes, give full details. \$0
- (2) Have any policies issued by the company been reinsured with a company chartered in a country other than the United States (excluding U.S. Branches of such companies) which is owned in excess of 10% or controlled directly or indirectly by an insured, a beneficiary, a creditor or an insured or any other person not primarily engaged in the insurance business? Yes (\$0) No (X). If yes, give full details. \$0

NOTES TO FINANCIAL STATEMENTS

Section 2 – Ceded Reinsurance Report – Part A

- (1) Does the company have any reinsurance agreements in effect under which the reinsurer may unilaterally cancel any reinsurance for reasons other than for nonpayment of premium or other similar credits? Yes (\$0) No (X).
- If yes, what is the estimated amount of the aggregate reduction in surplus of a unilateral cancellation by the reinsurer as of the date of this statement, for those agreements in which cancellation results in a net obligation of the company to the reinsurer, and for which such obligation is not presently accrued? Where necessary, the company may consider the current or anticipated experience of the business reinsured in making this estimate. \$0
 - What is the total amount of reinsurance credits taken, whether as an asset or as a reduction of a liability, for these agreements in this statement? \$0
- (2) Does the company have any reinsurance agreements in effect such that the amount of losses paid or accrued through the statement date may result in a payment to the reinsurer of amounts which, in aggregate and allowing for offset of mutual credits from other reinsurance agreements with the same reinsurer, exceed the total direct premium collected under the reinsured policies? Yes (\$0) No (X). If yes, give full details. \$0

Section 3 – Ceded Reinsurance Report – Part B

- (1) What is the estimated amount of the aggregate reduction in surplus, (for agreements other than those under which the reinsurer may unilaterally cancel for reasons other than for nonpayment of premium or other similar credits that are reflected in Section 2 above) of termination of all reinsurance agreements, by either party, as of the date of this statement? Where necessary, the company may consider the current or anticipated experience of the business reinsured in making this estimate. If all reinsurance agreements were terminated by either party as of the date of the statement, the resulting reduction in surplus due to loss of reserve credits net of unearned premium would be approximately \$8,199,970.
- (2) Have any new agreements been executed or existing agreements amended, since January 1 of the year of this statement, to include policies or contracts which were in-force or which had existing reserves established by the Company as of the effective date of the agreement? Yes (\$0) No (X). If yes, what is the amount of reinsurance credits, whether an asset or a reduction of liability, taken for such new agreements or amendments? \$0

B. Uncollectible Reinsurance

Not applicable.

C. Commutation of Ceded Reinsurance

Not applicable.

D. Certified Reinsurer Rating Downgraded or Status Subject to Revocation

Not applicable.

E - H. Not applicable.

24. Retrospectively Rated Contracts and Contracts Subject to Redetermination

Not applicable.

25. Change in Incurred Losses and Loss Adjustment Expenses

Not applicable.

26. Intercompany Pooling Arrangements

Not applicable.

27. Structured Settlements

Not applicable.

28. Health Care Receivables

Not applicable.

29. Participating Policies

Not applicable.

30. Premium Deficiency Reserves

Not applicable.

31. Reserves for Life Contracts and Annuity Contracts

- (1) The Company waives deductions of deferred fractional premiums upon death of the insured and returns a portion of the final premium beyond the date of death. No surrender values are promised in excess of the total reserves included in other sections of Exhibit 5.
- (2) Certain substandard policies were valued on tables that are multiples of the standard table.
- (3) At December 31, 2023, the Company had \$2,450,000 of insurance in-force for which the gross premiums were less than the net premiums according to the standard of valuation set by the state of Arizona. Reserves to cover the above insurance totaled the net amount of \$2,122 at December 31, 2023 and are reported in Exhibit 5 - Miscellaneous Reserves.
- (4) The tabular interest (Page 7, Line 4) and tabular less actual reserves released (Page 7, Line 5) have been determined by formula as described in the instructions for Page 7. The tabular cost (Page 7, Line 9) has been determined by formula as described in the instructions for Page 7 adjusted for the difference in valuation mortality in different years between the tabular cost of mortality floor and the rest of the Regulation XXX calculation. (See item 6 of this footnote).

NOTES TO FINANCIAL STATEMENTS

- (5) The tabular interest on funds not involving life contingencies on Exhibit 7, Line 3 is generally the interest actually credited to or accrued on such funds.
- (6) The details for "other increases (net)" on Page 7, Line 7 are:

	<u>Ordinary Life</u>
Impact of valuation mortality differences in reinsurance and reserve calculation mechanics	\$ 1,856
Total other increases (net)	<u>\$ 1,856</u>

32. Analysis of Annuity Actuarial Reserves and Deposit-Type Contract Liabilities by Withdrawal Characteristics

A. Individual Annuities

Not applicable.

B. Group Annuities

Not applicable.

C. Deposit-Type Contracts (no life contingencies)

	<u>December 31, 2023</u>	
	<u>General Account</u>	<u>% of Total</u>
(1) Subject to discretionary withdrawal:		
a. With market value adjustment	\$ —	— %
b. At book value less current surrender charge of 5% or more	—	—
c. At fair value	—	—
d. Total with market value adjustment or at fair value (total of a through c)	—	—
e. At book value without adjustment (minimal or no charge or adjustment)	678,189	100.0
(2) Not subject to discretionary withdrawal	—	—
(3) Total (gross: direct + assumed)	<u>678,189</u>	<u>100.0</u>
(4) Reinsurance ceded	—	—
(5) Total (net) * (3) – (4)	<u>\$ 678,189</u>	<u>100.0 %</u>
(6) Amount included in C(1)b above that will move to C(1)e in the year after the statement date:	\$ —	

* Reconciliation of total annuity actuarial reserves and deposit fund liabilities

D. Life & Accident & Health Annual Statement:

	<u>Amount</u>
Exhibit 7, Line 14, Total (net)	<u>\$ 678,189</u>

NOTES TO FINANCIAL STATEMENTS

33. Analysis of Life Actuarial Reserves by Withdrawal Characteristics

		December 31, 2023		
		General Account		
		Account Value	Cash Value	Reserve
A.	Subject to discretionary withdrawal, surrender values, or policy loans:			
(1)	Term policies with cash value	\$ —	\$ —	\$ —
(2)	Universal life	—	—	—
(3)	Universal life with secondary guarantees	—	—	—
(4)	Indexed universal life	—	—	—
(5)	Indexed universal life with secondary guarantees	—	—	—
(6)	Indexed life	—	—	—
(7)	Other permanent cash value life insurance	—	—	—
(8)	Variable life	—	—	—
(9)	Variable universal life	—	—	—
(10)	Miscellaneous reserves	—	—	—
B.	Not subject to discretionary withdrawal or no cash values:			
(1)	Term policies without cash value	XXX	XXX	37,945,462
(2)	Accidental death benefits	XXX	XXX	54,079
(3)	Disability - active lives	XXX	XXX	3,952,548
(4)	Disability - disabled lives	XXX	XXX	33,638,926
(5)	Miscellaneous reserves	XXX	XXX	2,560,100
C.	Total (gross: direct + assumed)	—	—	78,151,114
D.	Reinsurance ceded	—	—	15,172,215
E.	Total (net) (C) - (D)	\$ —	\$ —	\$ 62,978,899

* Reconciliation of total life actuarial reserves.

			December 31, 2023
F.	Life & Accident & Health Annual Statement:		
(1)	Exhibit 5, Life Insurance Section, Total (net)	\$	22,773,247
(2)	Exhibit 5, Accidental Death Benefits Section, Total (net)		54,079
(3)	Exhibit 5, Disability-Active Lives Section, Total (net)		3,952,548
(4)	Exhibit 5, Disability-Disabled Lives Section, Total (net)		33,638,926
(5)	Exhibit 5, Miscellaneous Reserves Section, Total (net)		2,560,100
(6)	Total	\$	62,978,899

34. Premium and Annuity Considerations Deferred and Uncollected

A. Deferred and uncollected life insurance premiums at December 31, 2023, were as follows:

Type	Gross	Net of Loading
(1) Ordinary new business	\$ 25,936,629	\$ 1,201,517
(2) Ordinary renewal	7,203,224	13,175,107
Total	\$ 33,139,853	\$ 14,376,624

35. Separate Accounts

Not applicable.

36. Loss/Claim Adjustment Expenses

Not applicable.

GENERAL INTERROGATORIES

PART 1 - COMMON INTERROGATORIES GENERAL

- 1.1 Is the reporting entity a member of an Insurance Holding Company System consisting of two or more affiliated persons, one or more of which is an insurer? Yes [X] No []
If yes, complete Schedule Y, Parts 1, 1A, 2 and 3.
- 1.2 If yes, did the reporting entity register and file with its domiciliary State Insurance Commissioner, Director or Superintendent or with such regulatory official of the state of domicile of the principal insurer in the Holding Company System, a registration statement providing disclosure substantially similar to the standards adopted by the National Association of Insurance Commissioners (NAIC) in its Model Insurance Holding Company System Regulatory Act and model regulations pertaining thereto, or is the reporting entity subject to standards and disclosure requirements substantially similar to those required by such Act and regulations? Yes [X] No [] N/A []
- 1.3 State Regulating? Arizona
- 1.4 Is the reporting entity publicly traded or a member of a publicly traded group? Yes [] No [X]
- 1.5 If the response to 1.4 is yes, provide the CIK (Central Index Key) code issued by the SEC for the entity/group.
- 2.1 Has any change been made during the year of this statement in the charter, by-laws, articles of incorporation, or deed of settlement of the reporting entity? Yes [X] No []
- 2.2 If yes, date of change: 06/27/2023
- 3.1 State as of what date the latest financial examination of the reporting entity was made or is being made. 12/31/2019
- 3.2 State the as of date that the latest financial examination report became available from either the state of domicile or the reporting entity. This date should be the date of the examined balance sheet and not the date the report was completed or released. 12/31/2019
- 3.3 State as of what date the latest financial examination report became available to other states or the public from either the state of domicile or the reporting entity. This is the release date or completion date of the examination report and not the date of the examination (balance sheet date). 05/21/2021
- 3.4 By what department or departments?
Arizona Department of Insurance and Financial Institutions
- 3.5 Have all financial statement adjustments within the latest financial examination report been accounted for in a subsequent financial statement filed with Departments? Yes [X] No [] N/A []
- 3.6 Have all of the recommendations within the latest financial examination report been complied with? Yes [X] No [] N/A []
- 4.1 During the period covered by this statement, did any agent, broker, sales representative, non-affiliated sales/service organization or any combination thereof under common control (other than salaried employees of the reporting entity), receive credit or commissions for or control a substantial part (more than 20 percent of any major line of business measured on direct premiums) of:
4.11 sales of new business? Yes [] No [X]
4.12 renewals? Yes [] No [X]
- 4.2 During the period covered by this statement, did any sales/service organization owned in whole or in part by the reporting entity or an affiliate, receive credit or commissions for or control a substantial part (more than 20 percent of any major line of business measured on direct premiums) of:
4.21 sales of new business? Yes [] No [X]
4.22 renewals? Yes [] No [X]
- 5.1 Has the reporting entity been a party to a merger or consolidation during the period covered by this statement? Yes [] No [X]
If yes, complete and file the merger history data file with the NAIC.
- 5.2 If yes, provide the name of the entity, NAIC Company Code, and state of domicile (use two letter state abbreviation) for any entity that has ceased to exist as a result of the merger or consolidation.

1 Name of Entity	2 NAIC Company Code	3 State of Domicile

- 6.1 Has the reporting entity had any Certificates of Authority, licenses or registrations (including corporate registration, if applicable) suspended or revoked by any governmental entity during the reporting period? Yes [] No [X]
- 6.2 If yes, give full information:
.....
- 7.1 Does any foreign (non-United States) person or entity directly or indirectly control 10% or more of the reporting entity? Yes [] No [X]
- 7.2 If yes,
7.21 State the percentage of foreign control; %
7.22 State the nationality(s) of the foreign person(s) or entity(s); or if the entity is a mutual or reciprocal, the nationality of its manager or attorney-in-fact and identify the type of entity(s) (e.g., individual, corporation, government, manager or attorney-in-fact).

1 Nationality	2 Type of Entity

ANNUAL STATEMENT FOR THE YEAR 2023 OF THE NYLIFE INSURANCE COMPANY OF ARIZONA
GENERAL INTERROGATORIES

- 8.1 Is the company a subsidiary of a depository institution holding company (DIHC) or a DIHC itself, regulated by the Federal Reserve Board? Yes [] No [X]
- 8.2 If the response to 8.1 is yes, please identify the name of the DIHC.

- 8.3 Is the company affiliated with one or more banks, thrifts or securities firms? Yes [X] No []
- 8.4 If response to 8.3 is yes, please provide below the names and location (city and state of the main office) of any affiliates regulated by a federal regulatory services agency [i.e. the Federal Reserve Board (FRB), the Office of the Comptroller of the Currency (OCC), the Federal Deposit Insurance Corporation (FDIC) and the Securities Exchange Commission (SEC)] and identify the affiliate's primary federal regulator.

1 Affiliate Name	2 Location (City, State)	3 FRB	4 OCC	5 FDIC	6 SEC
NYLIFE Distributors LLC	Jersey City, NJ				YES
NYLIFE Securities LLC	New York, NY				YES
Eagle Strategies LLC	New York, NY				YES
New York Life Investment Management LLC	New York, NY				YES
MacKay Shields LLC	New York, NY				YES
Apogem Capital LLC	New York, NY				YES
NYL Investors LLC	New York, NY				YES
IndexIQ Advisors LLC	New York, NY				YES
NYLIM Service Company LLC	Jersey City, NJ				YES
Flatiron RR LLC	New York, NY				YES
Candriam	Strassen, LUX				YES
Ausbil Investment Management Limited	Sydney, AUS				YES

- 8.5 Is the reporting entity a depository institution holding company with significant insurance operations as defined by the Board of Governors of Federal Reserve System or a subsidiary of the depository institution holding company? Yes [] No [X]
- 8.6 If response to 8.5 is no, is the reporting entity a company or subsidiary of a company that has otherwise been made subject to the Federal Reserve Board's capital rule? Yes [] No [] N/A [X]
9. What is the name and address of the independent certified public accountant or accounting firm retained to conduct the annual audit?
 Pricewaterhouse Coopers, LLP, 300 Madison Avenue, New York, NY 10017
- 10.1 Has the insurer been granted any exemptions to the prohibited non-audit services provided by the certified independent public accountant requirements as allowed in Section 7H of the Annual Financial Reporting Model Regulation (Model Audit Rule), or substantially similar state law or regulation? Yes [] No [X]
- 10.2 If the response to 10.1 is yes, provide information related to this exemption:

- 10.3 Has the insurer been granted any exemptions related to the other requirements of the Annual Financial Reporting Model Regulation as allowed for in Section 18A of the Model Regulation, or substantially similar state law or regulation? Yes [] No [X]
- 10.4 If the response to 10.3 is yes, provide information related to this exemption:

- 10.5 Has the reporting entity established an Audit Committee in compliance with the domiciliary state insurance laws? Yes [] No [X] N/A []
- 10.6 If the response to 10.5 is no or n/a, please explain.
 Pursuant to Arizona Revised Statutes Section 20-698 and the NAIC Model Audit Rule, the reporting entity is not required to comply with the requirements of the Model Audit Rule as its aggregate annual premiums are less than \$300 million.
11. What is the name, address and affiliation (officer/employee of the reporting entity or actuary/consultant associated with an actuarial consulting firm) of the individual providing the statement of actuarial opinion/certification?
 Stephen McNamara, FSA, MAAA, Vice President & Actuary, NYLIFE Insurance Company of Arizona, 51 Madison Avenue, NY, NY 10010.
- 12.1 Does the reporting entity own any securities of a real estate holding company or otherwise hold real estate indirectly? Yes [] No [X]
- 12.11 Name of real estate holding company ...
- 12.12 Number of parcels involved
- 12.13 Total book/adjusted carrying value \$
- 12.2 If yes, provide explanation

- 13. FOR UNITED STATES BRANCHES OF ALIEN REPORTING ENTITIES ONLY:**
- 13.1 What changes have been made during the year in the United States manager or the United States trustees of the reporting entity?

- 13.2 Does this statement contain all business transacted for the reporting entity through its United States Branch on risks wherever located? Yes [] No []
- 13.3 Have there been any changes made to any of the trust indentures during the year? Yes [] No []
- 13.4 If answer to (13.3) is yes, has the domiciliary or entry state approved the changes? Yes [] No [] N/A [X]
- 14.1 Are the senior officers (principal executive officer, principal financial officer, principal accounting officer or controller, or persons performing similar functions) of the reporting entity subject to a code of ethics, which includes the following standards? Yes [X] No []
- a. Honest and ethical conduct, including the ethical handling of actual or apparent conflicts of interest between personal and professional relationships;
- b. Full, fair, accurate, timely and understandable disclosure in the periodic reports required to be filed by the reporting entity;
- c. Compliance with applicable governmental laws, rules and regulations;
- d. The prompt internal reporting of violations to an appropriate person or persons identified in the code; and
- e. Accountability for adherence to the code.
- 14.11 If the response to 14.1 is No, please explain:

- 14.2 Has the code of ethics for senior managers been amended? Yes [X] No []
- 14.21 If the response to 14.2 is yes, provide information related to amendment(s).
 Code was revised including updates to policies and including key corporate responsibility metrics.
- 14.3 Have any provisions of the code of ethics been waived for any of the specified officers? Yes [] No [X]
- 14.31 If the response to 14.3 is yes, provide the nature of any waiver(s).

**ANNUAL STATEMENT FOR THE YEAR 2023 OF THE NYLIFE INSURANCE COMPANY OF ARIZONA
GENERAL INTERROGATORIES**

- 15.1 Is the reporting entity the beneficiary of a Letter of Credit that is unrelated to reinsurance where the issuing or confirming bank is not on the SVO Bank List? Yes [] No [X]
- 15.2 If the response to 15.1 is yes, indicate the American Bankers Association (ABA) Routing Number and the name of the issuing or confirming bank of the Letter of Credit and describe the circumstances in which the Letter of Credit is triggered.

1 American Bankers Association (ABA) Routing Number	2 Issuing or Confirming Bank Name	3 Circumstances That Can Trigger the Letter of Credit	4 Amount

BOARD OF DIRECTORS

16. Is the purchase or sale of all investments of the reporting entity passed upon either by the board of directors or a subordinate committee thereof? Yes [X] No []
17. Does the reporting entity keep a complete permanent record of the proceedings of its board of directors and all subordinate committees thereof? Yes [X] No []
18. Has the reporting entity an established procedure for disclosure to its board of directors or trustees of any material interest or affiliation on the part of any of its officers, directors, trustees or responsible employees that is in conflict or is likely to conflict with the official duties of such person? Yes [X] No []

FINANCIAL

19. Has this statement been prepared using a basis of accounting other than Statutory Accounting Principles (e.g., Generally Accepted Accounting Principles)? Yes [] No [X]
- 20.1 Total amount loaned during the year (inclusive of Separate Accounts, exclusive of policy loans):
- 20.11 To directors or other officers.....\$
 - 20.12 To stockholders not officers.....\$
 - 20.13 Trustees, supreme or grand (Fraternal Only)\$
- 20.2 Total amount of loans outstanding at the end of year (inclusive of Separate Accounts, exclusive of policy loans):
- 20.21 To directors or other officers.....\$
 - 20.22 To stockholders not officers.....\$
 - 20.23 Trustees, supreme or grand (Fraternal Only)\$
- 21.1 Were any assets reported in this statement subject to a contractual obligation to transfer to another party without the liability for such obligation being reported in the statement? Yes [] No []
- 21.2 If yes, state the amount thereof at December 31 of the current year:
- 21.21 Rented from others.....\$
 - 21.22 Borrowed from others.....\$
 - 21.23 Leased from others\$
 - 21.24 Other\$
- 22.1 Does this statement include payments for assessments as described in the Annual Statement Instructions other than guaranty fund or guaranty association assessments? Yes [] No [X]
- 22.2 If answer is yes:
- 22.21 Amount paid as losses or risk adjustment \$
 - 22.22 Amount paid as expenses\$
 - 22.23 Other amounts paid\$
- 23.1 Does the reporting entity report any amounts due from parent, subsidiaries or affiliates on Page 2 of this statement? Yes [] No [X]
- 23.2 If yes, indicate any amounts receivable from parent included in the Page 2 amount:\$
- 24.1 Does the insurer utilize third parties to pay agent commissions in which the amounts advanced by the third parties are not settled in full within 90 days? Yes [] No [X]
- 24.2 If the response to 24.1 is yes, identify the third-party that pays the agents and whether they are a related party.

Name of Third-Party	Is the Third-Party Agent a Related Party (Yes/No)

INVESTMENT

- 25.01 Were all the stocks, bonds and other securities owned December 31 of current year, over which the reporting entity has exclusive control, in the actual possession of the reporting entity on said date? (other than securities lending programs addressed in 25.03)..... Yes [X] No []

ANNUAL STATEMENT FOR THE YEAR 2023 OF THE NYLIFE INSURANCE COMPANY OF ARIZONA
GENERAL INTERROGATORIES

- 25.02 If no, give full and complete information, relating thereto

- 25.03 For securities lending programs, provide a description of the program including value for collateral and amount of loaned securities, and whether collateral is carried on or off-balance sheet. (an alternative is to reference Note 17 where this information is also provided)

- 25.04 For the reporting entity's securities lending program, report amount of collateral for conforming programs as outlined in the Risk-Based Capital Instructions. \$
- 25.05 For the reporting entity's securities lending program, report amount of collateral for other programs. \$
- 25.06 Does your securities lending program require 102% (domestic securities) and 105% (foreign securities) from the counterparty at the outset of the contract? Yes [] No [] N/A [X]
- 25.07 Does the reporting entity non-admit when the collateral received from the counterparty falls below 100%? Yes [] No [] N/A [X]
- 25.08 Does the reporting entity or the reporting entity's securities lending agent utilize the Master Securities lending Agreement (MSLA) to conduct securities lending? Yes [] No [] N/A [X]
- 25.09 For the reporting entity's securities lending program state the amount of the following as of December 31 of the current year:
- 25.091 Total fair value of reinvested collateral assets reported on Schedule DL, Parts 1 and 2. \$
- 25.092 Total book/adjusted carrying value of reinvested collateral assets reported on Schedule DL, Parts 1 and 2 \$
- 25.093 Total payable for securities lending reported on the liability page. \$

- 26.1 Were any of the stocks, bonds or other assets of the reporting entity owned at December 31 of the current year not exclusively under the control of the reporting entity or has the reporting entity sold or transferred any assets subject to a put option contract that is currently in force? (Exclude securities subject to Interrogatory 21.1 and 25.03). Yes [X] No []
- 26.2 If yes, state the amount thereof at December 31 of the current year:
- 26.21 Subject to repurchase agreements \$
- 26.22 Subject to reverse repurchase agreements \$
- 26.23 Subject to dollar repurchase agreements \$
- 26.24 Subject to reverse dollar repurchase agreements \$
- 26.25 Placed under option agreements \$
- 26.26 Letter stock or securities restricted as to sale - excluding FHLB Capital Stock \$
- 26.27 FHLB Capital Stock \$
- 26.28 On deposit with states \$ 3,388,266
- 26.29 On deposit with other regulatory bodies \$
- 26.30 Pledged as collateral - excluding collateral pledged to an FHLB \$
- 26.31 Pledged as collateral to FHLB - including assets backing funding agreements \$
- 26.32 Other \$

26.3 For category (26.26) provide the following:

1 Nature of Restriction	2 Description	3 Amount

- 27.1 Does the reporting entity have any hedging transactions reported on Schedule DB? Yes [] No [X]
- 27.2 If yes, has a comprehensive description of the hedging program been made available to the domiciliary state? Yes [] No [] N/A [X]
 If no, attach a description with this statement.

LINES 27.3 through 27.5: FOR LIFE/FRATERNAL REPORTING ENTITIES ONLY:

- 27.3 Does the reporting entity utilize derivatives to hedge variable annuity guarantees subject to fluctuations as a result of interest rate sensitivity? Yes [] No [X]
- 27.4 If the response to 27.3 is YES, does the reporting entity utilize:
- 27.41 Special accounting provision of SSAP No. 108 Yes [] No []
- 27.42 Permitted accounting practice Yes [] No []
- 27.43 Other accounting guidance Yes [] No []
- 27.5 By responding YES to 27.41 regarding utilizing the special accounting provisions of SSAP No. 108, the reporting entity attests to the following: Yes [] No []
- The reporting entity has obtained explicit approval from the domiciliary state.
 - Hedging strategy subject to the special accounting provisions is consistent with the requirements of VM-21.
 - Actuarial certification has been obtained which indicates that the hedging strategy is incorporated within the establishment of VM-21 reserves and provides the impact of the hedging strategy within the Actuarial Guideline Conditional Tail Expectation Amount.
 - Financial Officer Certification has been obtained which indicates that the hedging strategy meets the definition of a Clearly Defined Hedging Strategy within VM-21 and that the Clearly Defined Hedging Strategy is the hedging strategy being used by the company in its actual day-to-day risk mitigation efforts.
- 28.1 Were any preferred stocks or bonds owned as of December 31 of the current year mandatorily convertible into equity, or, at the option of the issuer, convertible into equity? Yes [] No [X]
- 28.2 If yes, state the amount thereof at December 31 of the current year. \$
29. Excluding items in Schedule E - Part 3 - Special Deposits, real estate, mortgage loans and investments held physically in the reporting entity's offices, vaults or safety deposit boxes, were all stocks, bonds and other securities, owned throughout the current year held pursuant to a custodial agreement with a qualified bank or trust company in accordance with Section 1, III - General Examination Considerations, F. Outsourcing of Critical Functions, Custodial or Safekeeping Agreements of the NAIC Financial Condition Examiners Handbook?..... Yes [X] No []
- 29.01 For agreements that comply with the requirements of the NAIC Financial Condition Examiners Handbook, complete the following:

1 Name of Custodian(s)	2 Custodian's Address
JP Morgan Chase	270 Park Avenue, New York, NY 10017
The Northern Trust Company	50 S LaSalle Street, Chicago, IL 60603

ANNUAL STATEMENT FOR THE YEAR 2023 OF THE NYLIFE INSURANCE COMPANY OF ARIZONA
GENERAL INTERROGATORIES

29.02 For all agreements that do not comply with the requirements of the NAIC Financial Condition Examiners Handbook, provide the name, location and a complete explanation:

1 Name(s)	2 Location(s)	3 Complete Explanation(s)

29.03 Have there been any changes, including name changes, in the custodian(s) identified in 29.01 during the current year?..... Yes [] No [X]

29.04 If yes, give full and complete information relating thereto:

1 Old Custodian	2 New Custodian	3 Date of Change	4 Reason

29.05 Investment management – Identify all investment advisors, investment managers, broker/dealers, including individuals that have the authority to make investment decisions on behalf of the reporting entity. For assets that are managed internally by employees of the reporting entity, note as such. ["...that have access to the investment accounts"; "...handle securities"]

1 Name of Firm or Individual	2 Affiliation
NYL Investors LLC	A.....

29.0597 For those firms/individuals listed in the table for Question 29.05, do any firms/individuals unaffiliated with the reporting entity (i.e. designated with a "U") manage more than 10% of the reporting entity's invested assets?..... Yes [] No [X]

29.0598 For firms/individuals unaffiliated with the reporting entity (i.e. designated with a "U") listed in the table for Question 29.05, does the total assets under management aggregate to more than 50% of the reporting entity's invested assets?..... Yes [] No [X]

29.06 For those firms or individuals listed in the table for 29.05 with an affiliation code of "A" (affiliated) or "U" (unaffiliated), provide the information for the table below.

1 Central Registration Depository Number	2 Name of Firm or Individual	3 Legal Entity Identifier (LEI)	4 Registered With	5 Investment Management Agreement (IMA) Filed
169553	NYL Investors LLC	5493000EG09W0QURS721	SEC	DS.....

30.1 Does the reporting entity have any diversified mutual funds reported in Schedule D, Part 2 (diversified according to the Securities and Exchange Commission (SEC) in the Investment Company Act of 1940 [Section 5(b)(1)])? Yes [] No [X]

30.2 If yes, complete the following schedule:

1 CUSIP #	2 Name of Mutual Fund	3 Book/Adjusted Carrying Value
30.2999 - Total		

30.3 For each mutual fund listed in the table above, complete the following schedule:

1 Name of Mutual Fund (from above table)	2 Name of Significant Holding of the Mutual Fund	3 Amount of Mutual Fund's Book/Adjusted Carrying Value Attributable to the Holding	4 Date of Valuation

ANNUAL STATEMENT FOR THE YEAR 2023 OF THE NYLIFE INSURANCE COMPANY OF ARIZONA
GENERAL INTERROGATORIES

31. Provide the following information for all short-term and long-term bonds and all preferred stocks. Do not substitute amortized value or statement value for fair value.

	1	2	3
	Statement (Admitted) Value	Fair Value	Excess of Statement over Fair Value (-), or Fair Value over Statement (+)
31.1 Bonds	363,505,531	357,054,041	(6,451,490)
31.2 Preferred stocks			
31.3 Totals	363,505,531	357,054,041	(6,451,490)

31.4 Describe the sources or methods utilized in determining the fair values:

See Note 20

32.1 Was the rate used to calculate fair value determined by a broker or custodian for any of the securities in Schedule D? Yes [] No [X]

32.2 If the answer to 32.1 is yes, does the reporting entity have a copy of the broker's or custodian's pricing policy (hard copy or electronic copy) for all brokers or custodians used as a pricing source? Yes [] No []

32.3 If the answer to 32.2 is no, describe the reporting entity's process for determining a reliable pricing source for purposes of disclosure of fair value for Schedule D:

33.1 Have all the filing requirements of the Purposes and Procedures Manual of the NAIC Investment Analysis Office been followed? Yes [X] No []

33.2 If no, list exceptions:

34. By self-designating 5GI securities, the reporting entity is certifying the following elements of each self-designated 5GI security:

- a. Documentation necessary to permit a full credit analysis of the security does not exist or an NAIC CRP credit rating for an FE or PL security is not available.
- b. Issuer or obligor is current on all contracted interest and principal payments.
- c. The insurer has an actual expectation of ultimate payment of all contracted interest and principal.

Has the reporting entity self-designated 5GI securities? Yes [] No [X]

35. By self-designating PLGI securities, the reporting entity is certifying the following elements of each self-designated PLGI security:

- a. The security was purchased prior to January 1, 2018.
- b. The reporting entity is holding capital commensurate with the NAIC Designation reported for the security.
- c. The NAIC Designation was derived from the credit rating assigned by an NAIC CRP in its legal capacity as a NRSRO which is shown on a current private letter rating held by the insurer and available for examination by state insurance regulators.
- d. The reporting entity is not permitted to share this credit rating of the PL security with the SVO.

Has the reporting entity self-designated PLGI securities? Yes [] No [X]

36. By assigning FE to a Schedule BA non-registered private fund, the reporting entity is certifying the following elements of each self-designated FE fund:

- a. The shares were purchased prior to January 1, 2019.
- b. The reporting entity is holding capital commensurate with the NAIC Designation reported for the security.
- c. The security had a public credit rating(s) with annual surveillance assigned by an NAIC CRP in its legal capacity as an NRSRO prior to January 1, 2019.
- d. The fund only or predominantly holds bonds in its portfolio.
- e. The current reported NAIC Designation was derived from the public credit rating(s) with annual surveillance assigned by an NAIC CRP in its legal capacity as an NRSRO.
- f. The public credit rating(s) with annual surveillance assigned by an NAIC CRP has not lapsed.

Has the reporting entity assigned FE to Schedule BA non-registered private funds that complied with the above criteria? Yes [] No [X]

37. By rolling/renewing short-term or cash equivalent investments with continued reporting on Schedule DA, Part 1 or Schedule E Part 2 (identified through a code (%) in those investment schedules), the reporting entity is certifying to the following:

- a. The investment is a liquid asset that can be terminated by the reporting entity on the current maturity date.
- b. If the investment is with a nonrelated party or nonaffiliate, then it reflects an arms-length transaction with renewal completed at the discretion of all involved parties.
- c. If the investment is with a related party or affiliate, then the reporting entity has completed robust re-underwriting of the transaction for which documentation is available for regulator review.
- d. Short-term and cash equivalent investments that have been renewed/rolled from the prior period that do not meet the criteria in 37.a - 37.c are reported as long-term investments.

Has the reporting entity rolled/renewed short-term or cash equivalent investments in accordance with these criteria? Yes [X] No [] N/A []

ANNUAL STATEMENT FOR THE YEAR 2023 OF THE NYLIFE INSURANCE COMPANY OF ARIZONA
GENERAL INTERROGATORIES

38.1 Does the reporting entity directly hold cryptocurrencies? Yes [] No [X]

38.2 If the response to 38.1 is yes, on what schedule are they reported?

39.1 Does the reporting entity directly or indirectly accept cryptocurrencies as payments for premiums on policies? Yes [] No [X]

39.2 If the response to 39.1 is yes, are the cryptocurrencies held directly or are they immediately converted to U.S. dollars?
 39.21 Held directly Yes [] No []
 39.22 Immediately converted to U.S. dollars Yes [] No []

39.3 If the response to 38.1 or 39.1 is yes, list all cryptocurrencies accepted for payments of premiums or that are held directly.

1	2	3
Name of Cryptocurrency	Immediately Converted to USD, Directly Held, or Both	Accepted for Payment of Premiums

OTHER

40.1 Amount of payments to trade associations, service organizations and statistical or rating bureaus, if any? \$

40.2 List the name of the organization and the amount paid if any such payment represented 25% or more of the total payments to trade associations, service organizations and statistical or rating bureaus during the period covered by this statement.

1	2
Name	Amount Paid

41.1 Amount of payments for legal expenses, if any? \$

41.2 List the name of the firm and the amount paid if any such payment represented 25% or more of the total payments for legal expenses during the period covered by this statement.

1	2
Name	Amount Paid

42.1 Amount of payments for expenditures in connection with matters before legislative bodies, officers or departments of government, if any? \$

42.2 List the name of the firm and the amount paid if any such payment represented 25% or more of the total payment expenditures in connection with matters before legislative bodies, officers, or departments of government during the period covered by this statement.

1	2
Name	Amount Paid

ANNUAL STATEMENT FOR THE YEAR 2023 OF THE NYLIFE INSURANCE COMPANY OF ARIZONA
GENERAL INTERROGATORIES

PART 2 - LIFE, ACCIDENT AND HEALTH COMPANIES/FRATERNAL BENEFIT SOCIETIES INTERROGATORIES

Life, Accident and Health Companies/Fraternal Benefit Societies:

- 1.1 Does the reporting entity have any direct Medicare Supplement Insurance in force? Yes [] No [X]
- 1.2 If yes, indicate premium earned on U.S. business only\$
- 1.3 What portion of Item (1.2) is not reported on the Medicare Supplement Insurance Experience Exhibit?\$
- 1.31 Reason for excluding:

- 1.4 Indicate amount of earned premium attributable to Canadian and/or Other Alien not included in Item (1.2) above.\$
- 1.5 Indicate total incurred claims on all Medicare Supplement insurance.\$
- 1.6 Individual policies:
- Most current three years:
- 1.61 Total premium earned\$
- 1.62 Total incurred claims\$
- 1.63 Number of covered lives
- All years prior to most current three years
- 1.64 Total premium earned\$
- 1.65 Total incurred claims\$
- 1.66 Number of covered lives
- 1.7 Group policies:
- Most current three years:
- 1.71 Total premium earned\$
- 1.72 Total incurred claims\$
- 1.73 Number of covered lives
- All years prior to most current three years
- 1.74 Total premium earned\$
- 1.75 Total incurred claims\$
- 1.76 Number of covered lives

2. Health Test:

	1 Current Year	2 Prior Year
2.1 Premium Numerator		
2.2 Premium Denominator	54,280,623	7,636,366
2.3 Premium Ratio (2.1/2.2)	0.000	0.000
2.4 Reserve Numerator		
2.5 Reserve Denominator	63,288,105	40,985,028
2.6 Reserve Ratio (2.4/2.5)	0.000	0.000

- 3.1 Does this reporting entity have Separate Accounts? Yes [] No [X]
- 3.2 If yes, has a Separate Accounts Statement been filed with this Department? Yes [] No [] N/A [X]
- 3.3 What portion of capital and surplus funds of the reporting entity covered by assets in the Separate Accounts statement, is not currently distributable from the Separate Accounts to the general account for use by the general account?\$
- 3.4 State the authority under which Separate Accounts are maintained:

- 3.5 Was any of the reporting entity's Separate Accounts business reinsured as of December 31? Yes [] No [X]
- 3.6 Has the reporting entity assumed by reinsurance any Separate Accounts business as of December 31? Yes [] No [X]
- 3.7 If the reporting entity has assumed Separate Accounts business, how much, if any, reinsurance assumed receivable for reinsurance of Separate Accounts reserve expense allowances is included as a negative amount in the liability for "Transfers to Separate Accounts due or accrued (net)"?\$
4. For reporting entities having sold annuities to another insurer where the insurer purchasing the annuities has obtained a release of liability from the claimant (payee) as the result of the purchase of an annuity from the reporting entity only:
- 4.1 Amount of loss reserves established by these annuities during the current year:\$
- 4.2 List the name and location of the insurance company purchasing the annuities and the statement value on the purchase date of the annuities.

1	2 Statement Value on Purchase Date of Annuities (i.e., Present Value)
P&C Insurance Company And Location	

ANNUAL STATEMENT FOR THE YEAR 2023 OF THE NYLIFE INSURANCE COMPANY OF ARIZONA
GENERAL INTERROGATORIES

PART 2 - LIFE, ACCIDENT AND HEALTH COMPANIES/FRATERNAL BENEFIT SOCIETIES INTERROGATORIES

- 5.1 Do you act as a custodian for health savings accounts? Yes [] No [X]
- 5.2 If yes, please provide the amount of custodial funds held as of the reporting date. \$
- 5.3 Do you act as an administrator for health savings accounts? Yes [] No [X]
- 5.4 If yes, please provide the balance of funds administered as of the reporting date. \$
- 6.1 Are any of the captive affiliates reported on Schedule S, Part 3, authorized reinsurers? Yes [] No [] N/A [X]
- 6.2 If the answer to 6.1 is yes, please provide the following:

1 Company Name	2 NAIC Company Code	3 Domiciliary Jurisdiction	4 Reserve Credit	Assets Supporting Reserve Credit		
				5 Letters of Credit	6 Trust Agreements	7 Other
.....

7. Provide the following for individual ordinary life insurance* policies (U.S. business only) for the current year (prior to reinsurance assumed or ceded):
- 7.1 Direct Premium Written \$ 36,690,870
- 7.2 Total Incurred Claims \$ 15,527,212
- 7.3 Number of Covered Lives 54,831

*Ordinary Life Insurance Includes
Term (whether full underwriting, limited underwriting, jet issue, "short form app")
Whole Life (whether full underwriting, limited underwriting, jet issue, "short form app")
Variable Life (with or without secondary gurarantee)
Universal Life (with or without secondary gurarantee)
Variable Universal Life (with or without secondary gurarantee)

8. Is the reporting entity licensed or chartered, registered, qualified, eligible or writing business in at least two states? Yes [X] No []
- 8.1 If no, does the reporting entity assume reinsurance business that covers risks residing in at least one state other than the state of domicile of the reporting entity? Yes [] No []

Life, Accident and Health Companies Only:

- 9.1 Are personnel or facilities of this reporting entity used by another entity or entities or are personnel or facilities of another entity or entities used by this reporting entity (except for activities such as administration of jointly underwritten group contracts and joint mortality or morbidity studies)? Yes [] No [X]
- 9.2 Net reimbursement of such expenses between reporting entities:
- 9.21 Paid \$ 42,879,422
- 9.22 Received \$
- 10.1 Does the reporting entity write any guaranteed interest contracts? Yes [] No [X]
- 10.2 If yes, what amount pertaining to these lines is included in:
- 10.21 Page 3, Line 1 \$
- 10.22 Page 4, Line 1 \$
11. For stock reporting entities only:
- 11.1 Total amount paid in by stockholders as surplus funds since organization of the reporting entity: \$
12. Total dividends paid stockholders since organization of the reporting entity:
- 12.11 Cash \$
- 12.12 Stock \$
- 13.1 Does the reporting entity reinsure any Workers' Compensation Carve-Out business defined as: Yes [] No [X]
 Reinsurance (including retrocessional reinsurance) assumed by life and health insurers of medical, wage loss and death benefits of the occupational illness and accident exposures, but not the employers liability exposures, of business originally written as workers' compensation insurance.
- 13.2 If yes, has the reporting entity completed the Workers' Compensation Carve-Out Supplement to the Annual Statement? Yes [] No []
- 13.3 If 13.1 is yes, the amounts of earned premiums and claims incurred in this statement are:
- | | 1
Reinsurance
Assumed | 2
Reinsurance
Ceded | 3
Net
Retained |
|---|-----------------------------|---------------------------|----------------------|
| 13.31 Earned premium | | | |
| 13.32 Paid claims | | | |
| 13.33 Claim liability and reserve (beginning of year) | | | |
| 13.34 Claim liability and reserve (end of year) | | | |
| 13.35 Incurred claims | | | |

ANNUAL STATEMENT FOR THE YEAR 2023 OF THE NYLIFE INSURANCE COMPANY OF ARIZONA
GENERAL INTERROGATORIES

PART 2 - LIFE, ACCIDENT AND HEALTH COMPANIES/FRATERNAL BENEFIT SOCIETIES INTERROGATORIES

13.4 If reinsurance assumed included amounts with attachment points below \$1,000,000, the distribution of the amounts reported in Lines 13.31 and 13.34 for Column (1) are:

	Attachment Point	1 Earned Premium	2 Claim Liability and Reserve
13.41	<\$25,000
13.42	\$25,000 - 99,999
13.43	\$100,000 - 249,999
13.44	\$250,000 - 999,999
13.45	\$1,000,000 or more

13.5 What portion of earned premium reported in 13.31, Column 1 was assumed from pools? \$

Fraternal Benefit Societies Only:

- 14. Is the reporting entity organized and conducted on the lodge system, with ritualistic form of work and representative form of government? Yes [] No []
- 15. How often are meetings of the subordinate branches required to be held?
.....
- 16. How are the subordinate branches represented in the supreme or governing body?
.....
- 17. What is the basis of representation in the governing body?
.....
- 18.1 How often are regular meetings of the governing body held?
.....
- 18.2 When was the last regular meeting of the governing body held?
- 18.3 When and where will the next regular or special meeting of the governing body be held?
.....
- 18.4 How many members of the governing body attended the last regular meeting?
- 18.5 How many of the same were delegates of the subordinate branches?
- 19. How are the expenses of the governing body defrayed?
.....
- 20. When and by whom are the officers and directors elected?
.....
- 21. What are the qualifications for membership?
.....
- 22. What are the limiting ages for admission?
.....
- 23. What is the minimum and maximum insurance that may be issued on any one life?
.....
- 24. Is a medical examination required before issuing a benefit certificate to applicants? Yes [] No []
- 25. Are applicants admitted to membership without filing an application with and becoming a member of a local branch by ballot and initiation? Yes [] No []
- 26.1 Are notices of the payments required sent to the members? Yes [] No [] N/A []
- 26.2 If yes, do the notices state the purpose for which the money is to be used? Yes [] No []
- 27. What proportion of first and subsequent year's payments may be used for management expenses?

27.11 First Year		%
27.12 Subsequent Years		%
- 28.1 Is any part of the mortuary, disability, emergency or reserve fund, or the accretions from or payments for the same, used for expenses? Yes [] No []
- 28.2 If so, what amount and for what purpose? \$
- 29.1 Does the reporting entity pay an old age disability benefit? Yes [] No []
- 29.2 If yes, at what age does the benefit commence?
- 30.1 Has the constitution or have the laws of the reporting entity been amended during the year? Yes [] No []
- 30.2 If yes, when?
.....
- 31. Have you filed with this Department all forms of benefit certificates issued, a copy of the constitution and all of the laws, rules and regulations in force at the present time? Yes [] No []
- 32.1 State whether all or a portion of the regular insurance contributions were waived during the current year under premium-paying certificates on account of meeting attained age or membership requirements? Yes [] No []
- 32.2 If so, was an additional reserve included in Exhibit 5? Yes [] No [] N/A []
- 32.3 If yes, explain
.....
- 33.1 Has the reporting entity reinsured, amalgamated with, or absorbed any company, order, society, or association during the year? Yes [] No []
- 33.2 If yes, was there any contract agreement, or understanding, written or oral, expressed or implied, by means of which any officer, director, trustee, or any other person, or firm, corporation, society or association, received or is to receive any fee, commission, emolument, or compensation of any nature whatsoever in connection with, on an account of such reinsurance, amalgamation, absorption, or transfer of membership or funds? Yes [] No [] N/A []
- 34. Has any present or former officer, director, trustee, incorporator, or any other persons, or any firm, corporation, society or association, any claims of any nature whatsoever against this reporting entity, which is not included in the liabilities on Page 3 of this statement? Yes [] No []
- 35.1 Does the reporting entity have outstanding assessments in the form of liens against policy benefits that have increased surplus? Yes [] No []
- 35.2 If yes, what is the date of the original lien and the total outstanding balance of liens that remain in surplus?

Date	Outstanding Lien Amount
.....

ANNUAL STATEMENT FOR THE YEAR 2023 OF THE NYLIFE INSURANCE COMPANY OF ARIZONA

FIVE-YEAR HISTORICAL DATA

Show amounts in whole dollars only, no cents; show percentages to one decimal place, i.e. 17.6.

\$000 omitted for amounts of life insurance

	1 2023	2 2022	3 2021	4 2020	5 2019
Life Insurance in Force (Exhibit of Life Insurance)					
1. Ordinary - whole life and endowment (Line 34, Col. 4)					
2. Ordinary - term (Line 21, Col. 4, less Line 34, Col. 4)	34,557,667	2,419,492	2,642,723	3,461,651	5,418,360
3. Credit life (Line 21, Col. 6)					
4. Group, excluding FEGLI/SGLI (Line 21, Col. 9 less Lines 43 & 44, Col. 4)					
5. Industrial (Line 21, Col. 2)					
6. FEGLI/SGLI (Lines 43 & 44, Col. 4)					
7. Total (Line 21, Col. 10)	34,557,667	2,419,492	2,642,723	3,461,651	5,418,360
7.1 Total in force for which VM-20 deterministic/stochastic reserves are calculated	31,998,399				
New Business Issued (Exhibit of Life Insurance)					
8. Ordinary - whole life and endowment (Line 34, Col. 2)					
9. Ordinary - term (Line 2, Col. 4, less Line 34, Col. 2)	32,051,021				
10. Credit life (Line 2, Col. 6)					
11. Group (Line 2, Col. 9)					
12. Industrial (Line 2, Col. 2)					
13. Total (Line 2, Col. 10)	32,051,021				
Premium Income - Lines of Business (Exhibit 1 - Part 1)					
14. Individual life (Line 20.4, Col. 2)	54,280,623	7,636,366	3,712,198	8,819,721	11,363,517
15. Group life (Line 20.4, Col. 3)					
16. Individual annuities (Line 20.4, Col. 4)					
17. Group annuities (Line 20.4, Col. 5)					
18. Accident & Health (Line 20.4, Col. 6)					
19. Other lines of business (Line 20.4, Col. 8)					
20. Total	54,280,623	7,636,366	3,712,198	8,819,721	11,363,517
Balance Sheet (Pages 2 & 3)					
21. Total admitted assets excluding Separate Accounts business (Page 2, Line 26, Col. 3)	388,956,869	159,159,950	159,007,078	158,159,399	163,796,926
22. Total liabilities excluding Separate Accounts business (Page 3, Line 26)	80,652,979	49,167,014	49,885,575	48,500,216	55,654,713
23. Aggregate life reserves (Page 3, Line 1)	62,978,899	45,769,016	44,746,385	43,979,559	51,282,353
23.1 Excess VM-20 deterministic/stochastic reserve over NPR related to Line 7.1					
24. Aggregate A & H reserves (Page 3, Line 2)					
25. Deposit-type contract funds (Page 3, Line 3)	678,189	884,115	929,504	1,128,699	1,290,930
26. Asset valuation reserve (Page 3, Line 24.01)	1,123,238	629,478	544,732	512,526	474,079
27. Capital (Page 3, Lines 29 and 30)	2,500,000	2,500,000	2,500,000	2,500,000	2,500,000
28. Surplus (Page 3, Line 37)	305,803,890	107,492,936	106,621,503	107,159,183	105,642,213
Cash Flow (Page 5)					
29. Net Cash from Operations (Line 11)	213,274,726	1,275,951	1,491,068	3,566,922	(8,129)
Risk-Based Capital Analysis					
30. Total adjusted capital	309,427,128	110,622,414	109,666,235	110,171,709	108,616,292
31. Authorized control level risk - based capital	12,132,403	1,411,180	1,182,407	1,260,841	1,869,395
Percentage Distribution of Cash, Cash Equivalents and Invested Assets (Page 2, Col. 3) (Line No. /Page 2, Line 12, Col. 3) x 100.0					
32. Bonds (Line 1)	73.7	94.1	97.1	99.0	96.9
33. Stocks (Lines 2.1 and 2.2)					
34. Mortgage loans on real estate(Lines 3.1 and 3.2)					
35. Real estate (Lines 4.1, 4.2 and 4.3)					
36. Cash, cash equivalents and short-term investments (Line 5)	26.3	5.9	2.9	1.0	3.1
37. Contract loans (Line 6)					
38. Derivatives (Page 2, Line 7)					
39. Other invested assets (Line 8)					
40. Receivables for securities (Line 9)	0.0				
41. Securities lending reinvested collateral assets (Line 10)					
42. Aggregate write-ins for invested assets (Line 11)					
43. Cash, cash equivalents and invested assets (Line 12)	100.0	100.0	100.0	100.0	100.0
Investments in Parent, Subsidiaries and Affiliates					
44. Affiliated bonds (Schedule D Summary, Line 12, Col. 1)					
45. Affiliated preferred stocks (Schedule D Summary, Line 18, Col. 1)					
46. Affiliated common stocks (Schedule D Summary Line 24, Col. 1),					
47. Affiliated short-term investments (subtotal included in Schedule DA Verification, Col. 5, Line 10)					
48. Affiliated mortgage loans on real estate					
49. All other affiliated					
50. Total of above Lines 44 to 49					
51. Total Investment in Parent included in Lines 44 to 49 above					

ANNUAL STATEMENT FOR THE YEAR 2023 OF THE NYLIFE INSURANCE COMPANY OF ARIZONA

FIVE-YEAR HISTORICAL DATA

(Continued)

	1 2023	2 2022	3 2021	4 2020	5 2019
Total Nonadmitted and Admitted Assets					
52. Total nonadmitted assets (Page 2, Line 28, Col. 2).....	5,169,824	191,604	174,573	951,283	622,282
53. Total admitted assets (Page 2, Line 28, Col. 3)	388,956,869	159,159,950	159,007,078	158,159,399	163,796,926
Investment Data					
54. Net investment income (Exhibit of Net Investment Income)	14,134,284	3,762,860	4,076,138	4,224,619	4,534,074
55. Realized capital gains (losses) (Page 4, Line 34, Column 1)	(48,018)	2,308	(5,252)	2,027	8,501
56. Unrealized capital gains (losses) (Page 4, Line 38, Column 1)					
57. Total of above Lines 54, 55 and 56	14,086,266	3,765,168	4,070,886	4,226,646	4,542,575
Benefits and Reserve Increases (Page 6)					
58. Total contract/certificate benefits - life (Lines 10, 11, 12, 13, 14 and 15, Col. 1 minus Lines 10, 11, 12, 13, 14 and 15, Cols. 6, 7 and 8)	8,811,286	6,523,855	7,211,231	5,544,167	9,415,832
59. Total contract/certificate benefits - A & H (Lines 13 & 14, Col. 6)					
60. Increase in life reserves - other than group and annuities (Line 19, Col. 2)	17,121,924	1,022,631	766,826	(7,302,794)	(6,622,419)
61. Increase in A & H reserves (Line 19, Col. 6)					
62. Dividends to policyholders and refunds to members (Line 30, Col. 1)					
Operating Percentages					
63. Insurance expense percent (Page 6, Col. 1, Lines 21, 22 & 23, less Line 6)/(Page 6, Col. 1, Line 1 plus Exhibit 7, Col. 2, Line 2) x 100.0	132.8	26.6	54.4	18.6	14.7
64. Lapse percent (ordinary only) [(Exhibit of Life Insurance, Col. 4, Lines 14 & 15) / 1/2 (Exhibit of Life Insurance, Col. 4, Lines 1 & 21)] x 100.0	1.9	7.1	23.8	38.8	29.2
65. A & H loss percent (Schedule H, Part 1, Lines 5 and 6, Col. 2)					
66. A & H cost containment percent (Schedule H, Pt. 1, Line 4, Col. 2)					
67. A & H expense percent excluding cost containment expenses (Schedule H, Pt. 1, Line 10, Col. 2)					
A & H Claim Reserve Adequacy					
68. Incurred losses on prior years' claims - comprehensive group health (Sch. H, Part 3, Line 3.1 Col. 3)			XXX	XXX	XXX
69. Prior years' claim liability and reserve - comprehensive group health (Sch. H, Part 3, Line 3.2 Col. 3)			XXX	XXX	XXX
70. Incurred losses on prior years' claims-health other than comprehensive group health (Sch. H, Part 3, Line 3.1 Col. 1 less Col. 3)			XXX	XXX	XXX
71. Prior years' claim liability and reserve-health other than comprehensive group health (Sch. H, Part 3, Line 3.2 Col. 1 less Col. 3)			XXX	XXX	XXX
Net Gains From Operations After Dividends to Policyholders, Refunds to Members, Federal Income Taxes and Before Realized Capital Gains or (Losses) by Lines of Business (Page 6.x, Line 33)					
72. Individual industrial life (Page 6.1, Col. 2)					
73. Individual whole life (Page 6.1, Col. 3)					
74. Individual term life (Page 6.1, Col. 4)	(47,265,266)	1,054,297	(1,979,503)	7,259,420	4,718,695
75. Individual indexed life (Page 6.1, Col. 5)					
76. Individual universal life (Page 6.1, Col. 6)					
77. Individual universal life with secondary guarantees (Page 6.1, Col. 7)					
78. Individual variable life (Page 6.1, Col. 8)					
79. Individual variable universal life (Page 6.1, Col. 9)					
80. Individual credit life (Page 6.1, Col. 10)					
81. Individual other life (Page 6.1, Col. 11)	(21,284)	(4,829)	(594)	(1,397)	(8,755)
82. Individual YRT mortality risk only (Page 6.1, Col. 12)					
83. Group whole life (Page 6.2, Col. 2)					
84. Group term life (Page 6.2, Col. 3)					
85. Group universal life (Page 6.2, Col. 4)					
86. Group variable life (Page 6.2, Col. 5)					
87. Group variable universal life (Page 6.2, Col. 6)					
88. Group credit life (Page 6.2, Col. 7)					
89. Group other life (Page 6.2, Col. 8)					
90. Group YRT mortality risk only (Page 6.2, Col. 9)					
91. Individual deferred fixed annuities (Page 6.3, Col. 2)					
92. Individual deferred indexed annuities (Page 6.3, Col. 3)					
93. Individual deferred variable annuities with guarantees (Page 6.3, Col. 4)					
94. Individual deferred variable annuities without guarantees (Page 6.3, Col. 5)					
95. Individual life contingent payout (Immediate and annuitization) (Page 6.3, Col. 6)					
96. Individual other annuities (Page 6.3, Col. 7)					
97. Group deferred fixed annuities (Page 6.4, Col. 2)					
98. Group deferred indexed annuities (Page 6.4, Col. 3)					
99. Group deferred variable annuities with guarantees (Page 6.4, Col. 4)					
100. Group deferred variable annuities without guarantees (Page 6.4, Col. 5)					
101. Group life contingent payout (immediate and annuitization) (Page 6.4, Col. 6)					
102. Group other annuities (Page 6.4, Col. 7)					
103. A & H-comprehensive individual (Page 6.5, Col. 2)					
104. A & H-comprehensive group (Page 6.5, Col. 3)					
105. A & H-Medicare supplement (Page 6.5, Col. 4)					
106. A & H-vision only (Page 6.5, Col. 5)					
107. A & H-dental only (Page 6.5, Col. 6)					
108. A & H-Federal employees health benefits plan (Page 6.5, Col. 7)					
109. A & H-Title XVIII Medicare (Page 6.5, Col. 8)					
110. A & H-Title XIX Medicaid (Page 6.5, Col. 9)					
111. A & H-credit (Page 6.5, Col. 10)					
112. A & H-disability income (Page 6.5, Col. 11)					
113. A & H-long-term care (Page 6.5, Col. 12)					
114. A & H-other (Page 6.5, Col. 13)					
115. Aggregate of all other lines of business (Page 6, Col. 8)					
116. Fraternal (Page 6, Col. 7)					
117. Total (Page 6, Col. 1)	(47,286,549)	1,049,468	(1,980,097)	7,258,023	4,709,940

NOTE: If a party to a merger, have the two most recent years of this exhibit been restated due to a merger in compliance with the disclosure requirements of SSAP No. 3, Accounting Changes and Correction of Errors?

Yes [] No []

If no, please explain:



ANNUAL STATEMENT FOR THE YEAR 2023 OF THE NYLIFE INSURANCE COMPANY OF ARIZONA
LIFE INSURANCE (STATE PAGE)^(b)

NAIC Group Code 0826

BUSINESS IN THE STATE OF Grand Total

DURING THE YEAR 2023

NAIC Company Code 81353

Line of Business	1 Premiums and Annuities Considerations	2 Other Considerations	Dividends to Policyholders/Refunds to Members				7 Total (Col. 3+4+5+6)	Claims and Benefits Paid				
			3 Paid in Cash or Left on Deposit	4 Applied to Pay Renewal Premiums	5 Applied to Provide Paid-Up Additions or Shorten the Endowment or Premium-Paying Period	6 Other		8 Death and Annuity Benefits	9 Matured Endowments	10 Surrender Values and Withdrawals for Life Contracts	11 All Other Benefits	12 Total (Sum Columns 8 through 11)
Individual Life												
1. Industrial												
2. Whole												
3. Term	37,431,495							15,429,318		891	1,323,183	16,753,392
4. Indexed												
5. Universal												
6. Universal with secondary guarantees												
7. Variable												
8. Variable universal												
9. Credit												
10. Other (f)												
11. Total Individual Life	37,431,495							15,429,318		891	1,323,183	16,753,392
Group Life												
12. Whole												
13. Term												
14. Universal												
15. Variable												
16. Variable universal												
17. Credit												
18. Other (f)												
19. Total Group Life												
Individual Annuities												
20. Fixed												
21. Indexed												
22. Variable with guarantees												
23. Variable without guarantees												
24. Life contingent payout												
25. Other (f)												
26. Total Individual Annuities												
Group Annuities												
27. Fixed												
28. Indexed												
29. Variable with guarantees												
30. Variable without guarantees												
31. Life contingent payout												
32. Other (f)												
33. Total Group Annuities												
Accident and Health												
34. Comprehensive individual (d)								XXX	XXX	XXX		
35. Comprehensive group (d)								XXX	XXX	XXX		
36. Medicare Supplement (d)								XXX	XXX	XXX		
37. Vision only (d)								XXX	XXX	XXX		
38. Dental only (d)								XXX	XXX	XXX		
39. Federal Employees Health Benefits Plan (d)								XXX	XXX	XXX		
40. Title XVIII Medicare (d)		(e)						XXX	XXX	XXX		
41. Title XIX Medicaid (d)								XXX	XXX	XXX		
42. Credit A&H								XXX	XXX	XXX		
43. Disability income (d)								XXX	XXX	XXX		
44. Long-term care (d)								XXX	XXX	XXX		
45. Other health (d)								XXX	XXX	XXX		
46. Total Accident and Health								XXX	XXX	XXX		
47. Total	37,431,495 (c)							15,429,318		891	1,323,183	16,753,392

24.GT

ANNUAL STATEMENT FOR THE YEAR 2023 OF THE NYLIFE INSURANCE COMPANY OF ARIZONA

LIFE INSURANCE (STATE PAGE) (Continued)^(b)

NAIC Group Code 0826

BUSINESS IN THE STATE OF

Grand Total

DURING THE YEAR 2023

NAIC Company Code 81353

Line of Business	13 Incurred During Current Year	13 Claims Settled During Current Year								22 Unpaid December 31, Current Year	22 Issued During Year		22 Other Changes to In Force (Net)		22 In Force December 31, Current Year (b)	
		Totals Paid		Reduction by Compromise		Amount Rejected		Total Settled During Current Year			23	24	25	26	27	28
		14 Number of Pols/ Certs	15 Amount	16 Number of Pols/ Certs	17 Amount	18 Number of Pols/ Certs	19 Amount	20 Number of Pols/ Certs	21 Amount		Number of Pols/ Certs	Amount	Number of Pols/ Certs	Amount	Number of Pols/ Certs	Amount
Individual Life																
1. Industrial																
2. Whole																
3. Term	18,431,748	44	15,429,318					44	15,429,318	4,333,020	47,350	32,051,020,798	(672)	(288,742,409)	54,064	34,181,769,804
4. Indexed																
5. Universal																
6. Universal with secondary guarantees																
7. Variable																
8. Variable universal																
9. Credit																
10. Other																
11. Total Individual Life	18,431,748	44	15,429,318					44	15,429,318	4,333,020	47,350	32,051,020,798	(672)	(288,742,409)	54,064	34,181,769,804
Group Life																
12. Whole																
13. Term																
14. Universal																
15. Variable																
16. Variable universal																
17. Credit																
18. Other																
19. Total Group Life																
Individual Annuities																
20. Fixed																
21. Indexed																
22. Variable with guarantees																
23. Variable without guarantees																
24. Life contingent payout																
25. Other																
26. Total Individual Annuities																
Group Annuities																
27. Fixed																
28. Indexed																
29. Variable with guarantees																
30. Variable without guarantees																
31. Life contingent payout																
32. Other																
33. Total Group Annuities																
Accident and Health																
34. Comprehensive individual	(d)	XXX	XXX	XXX	XXX	XXX	XXX	XXX	XXX	XXX	XXX	XXX	XXX	XXX	XXX	XXX
35. Comprehensive group	(d)	XXX	XXX	XXX	XXX	XXX	XXX	XXX	XXX	XXX	XXX	XXX	XXX	XXX	XXX	XXX
36. Medicare Supplement	(d)	XXX	XXX	XXX	XXX	XXX	XXX	XXX	XXX	XXX	XXX	XXX	XXX	XXX	XXX	XXX
37. Vision only	(d)	XXX	XXX	XXX	XXX	XXX	XXX	XXX	XXX	XXX	XXX	XXX	XXX	XXX	XXX	XXX
38. Dental only	(d)	XXX	XXX	XXX	XXX	XXX	XXX	XXX	XXX	XXX	XXX	XXX	XXX	XXX	XXX	XXX
39. Federal Employees Health Benefits Plan	(d)	XXX	XXX	XXX	XXX	XXX	XXX	XXX	XXX	XXX	XXX	XXX	XXX	XXX	XXX	XXX
40. Title XVIII Medicare	(d)	XXX	XXX	XXX	XXX	XXX	XXX	XXX	XXX	XXX	XXX	XXX	XXX	XXX	XXX	XXX
41. Title XIX Medicaid	(d)	XXX	XXX	XXX	XXX	XXX	XXX	XXX	XXX	XXX	XXX	XXX	XXX	XXX	XXX	XXX
42. Credit A&H		XXX	XXX	XXX	XXX	XXX	XXX	XXX	XXX	XXX	XXX	XXX	XXX	XXX	XXX	XXX
43. Disability income	(d)	XXX	XXX	XXX	XXX	XXX	XXX	XXX	XXX	XXX	XXX	XXX	XXX	XXX	XXX	XXX
44. Long-term care	(d)	XXX	XXX	XXX	XXX	XXX	XXX	XXX	XXX	XXX	XXX	XXX	XXX	XXX	XXX	XXX
45. Other health	(d)	XXX	XXX	XXX	XXX	XXX	XXX	XXX	XXX	XXX	XXX	XXX	XXX	XXX	XXX	XXX
46. Total Accident and Health		XXX	XXX	XXX	XXX	XXX	XXX	XXX	XXX	XXX	XXX	XXX	XXX	XXX	XXX	XXX
47. TOTAL		18,431,748	44	15,429,318				44	15,429,318	4,333,020	47,350	32,051,020,798	(672)	(288,742,409)	54,064	34,181,769,804

(a) Includes Group Credit Life Insurance Loans less than or equal to 60 months at issue, prior year \$ _____, current year \$ _____. Loans greater than 60 months at issue BUT NOT GREATER THAN 120 MONTHS prior year \$ _____, current year \$ _____.

(b) Corporate Owned Life Insurance/BOLI: 1) Number of policies: _____ 2) covering number of lives: _____ 3) face amount \$ _____.

(c) Deposit-Type Contract Considerations NOT included in Total Premiums and Annuities Considerations: Individual: \$ _____ Group: \$ _____ Total: \$ _____.

(d) For health business on indicated lines report: Number of persons insured under PPO managed care products _____ and number of persons insured under indemnity only products _____.

(e) For health premiums written: amount of Medicare Title XVIII exempt from state taxes or fees \$ _____.

(f) Certain Separate Account products are included in "Other" product categories in the table(s) above:

1. Individual Life - Other includes the following amounts related to Separate Account policies: Column 1) \$ _____ Column 7) \$ _____ Column 12) \$ _____.

2. Group Life - Other includes the following amounts related to Separate Account policies: Column 1) \$ _____ Column 7) \$ _____ Column 12) \$ _____.

3. Individual Annuities - Other includes the following amounts related to Separate Account policies: Column 1) \$ _____ Column 7) \$ _____ Column 12) \$ _____.

4. Group Annuities - Other includes the following amounts related to Separate Account policies: Column 1) \$ _____ Column 7) \$ _____ Column 12) \$ _____.

24.1.GT

ANNUAL STATEMENT FOR THE YEAR 2023 OF THE NYLIFE INSURANCE COMPANY OF ARIZONA
EXHIBIT OF LIFE INSURANCE
(\$000 Omitted for Amounts of Life Insurance)

	Industrial		Ordinary		Credit Life (Group and Individual)		Group			10 Total Amount of Insurance
	1	2	3	4	5	6	Number of		9	
	Number of Policies	Amount of Insurance	Number of Policies	Amount of Insurance	Number of Individual Policies and Group Certificates	Amount of Insurance	Policies	Certificates	Amount of Insurance	
1. In force end of prior year			7,386	2,419,492						2,419,492
2. Issued during year			47,350	32,051,021						32,051,021
3. Reinsurance assumed			767	375,897						375,897
4. Revived during year			29	8,907						8,907
5. Increased during year (net)			198	76,295						76,295
6. Subtotals, Lines 2 to 5			48,344	32,512,120						32,512,120
7. Additions by dividends during year	XXX		XXX		XXX		XXX	XXX		
8. Aggregate write-ins for increases										
9. Totals (Lines 1 and 6 to 8)			55,730	34,931,612						34,931,612
Deductions during year:										
10. Death			46	18,330			XXX			18,330
11. Maturity							XXX			
12. Disability							XXX			
13. Expiry										
14. Surrender			233	95,872						95,872
15. Lapse			583	247,994						247,994
16. Conversion			37	11,750			XXX	XXX	XXX	11,750
17. Decreased (net)										
18. Reinsurance										
19. Aggregate write-ins for decreases										
20. Totals (Lines 10 to 19)			899	373,946						373,946
21. In force end of year (b) (Line 9 minus Line 20)			54,831	34,557,667						34,557,667
22. Reinsurance ceded end of year	XXX		XXX	12,623,118	XXX		XXX	XXX		12,623,118
23. Line 21 minus Line 22	XXX		XXX	21,934,549	XXX	(a)	XXX	XXX		21,934,549
DETAILS OF WRITE-INS										
0801.										
0802.										
0803.										
0898. Summary of remaining write-ins for Line 8 from overflow page										
0899. TOTALS (Lines 0801 thru 0803 plus 0898) (Line 8 above)										
1901.										
1902.										
1903.										
1998. Summary of remaining write-ins for Line 19 from overflow page										
1999. TOTALS (Lines 1901 thru 1903 plus 1998) (Line 19 above)										

Life, Accident and Health Companies Only:

(a) Group \$; Individual \$

Fraternal Benefit Societies Only:

(b) Paid-up insurance included in the final totals of Line 21 (including additions to certificates) number of certificates , Amount \$

Additional accidental death benefits included in life certificates were in amount \$, Does the society collect any contributions from members for general expenses of the society under fully paid-up certificates? Yes [] No []
If not, how are such expenses met?
.....

ANNUAL STATEMENT FOR THE YEAR 2023 OF THE NYLIFE INSURANCE COMPANY OF ARIZONA

EXHIBIT OF LIFE INSURANCE

(\$000 Omitted for Amounts of Life Insurance) (Continued)
ADDITIONAL INFORMATION ON INSURANCE IN FORCE END OF YEAR

	Industrial		Ordinary	
	1 Number of Policies	2 Amount of Insurance	3 Number of Policies	4 Amount of Insurance
24. Additions by dividends	XXX	XXX	XXX	XXX
25. Other paid-up insurance	XXX	XXX	XXX	XXX
26. Debit ordinary insurance	XXX	XXX	XXX	XXX

NONE

ADDITIONAL INFORMATION ON ORDINARY INSURANCE

Term Insurance Excluding Extended Term Insurance	Issued During Year (Included in Line 2)		In Force End of Year (Included in Line 21)	
	1 Number of Policies	2 Amount of Insurance	3 Number of Policies	4 Amount of Insurance
27. Term policies - decreasing	XXX	XXX	XXX	XXX
28. Term policies - other	47,350	32,051,021	54,831	34,557,667
29. Other term insurance - decreasing	XXX	XXX	XXX	XXX
30. Other term insurance	XXX	XXX	XXX	XXX
31. Totals (Lines 27 to 30)	47,350	32,051,021	54,831	34,557,667
Reconciliation to Lines 2 and 21:				
32. Term additions	XXX	XXX	XXX	XXX
33. Totals, extended term insurance	XXX	XXX	XXX	XXX
34. Totals, whole life and endowment				
35. Totals (Lines 31 to 34)	47,350	32,051,021	54,831	34,557,667

CLASSIFICATION OF AMOUNT OF INSURANCE BY PARTICIPATING STATUS

	Issued During Year (Included in Line 2)		In Force End of Year (Included in Line 21)	
	1 Non-Participating	2 Participating	3 Non-Participating	4 Participating
36. Industrial				
37. Ordinary	32,051,021		34,557,667	
38. Credit Life (Group and Individual)				
39. Group				
40. Totals (Lines 36 to 39)	32,051,021		34,557,667	

ADDITIONAL INFORMATION ON CREDIT LIFE AND GROUP INSURANCE

	Credit Life		Group	
	1 Number of Individual Policies	2 Amount of Insurance	3 Number of Certificates	4 Amount of Insurance
41. Amount of insurance included in Line 2 ceded to other companies	XXX	XXX	XXX	XXX
42. Number in force end of year if the number under insured groups is limited on a pro-rata basis				XXX
43. Federal Employees' Group Life Insurance included in Line 21				
44. Servicemen's Group Life Insurance included in Line 21				
45. Group Permanent Insurance included in Line 21				

NONE

ADDITIONAL ACCIDENTAL DEATH BENEFITS

46. Amount of additional accidental death benefits in force end of year under ordinary policies	92,032
---	--------

BASIS OF CALCULATION ON ORDINARY TERM INSURANCE

47. State basis of calculation of (47.1) decreasing term insurance contained in Family Income Mortgage Protection, etc., policies and riders and of (47.2) term insurance on wife and children under Family, Parent and Child, etc., policies and riders	
47.1	
47.2	

NONE

POLICIES WITH DISABILITY PROVISIONS

Disability Provisions	Industrial		Ordinary		Credit		Group	
	1 Number of Policies	2 Amount of Insurance	3 Number of Policies	4 Amount of Insurance	5 Number of Policies	6 Amount of Insurance	7 Number of Certificates	8 Amount of Insurance
48. Waiver of Premium			29,173	17,870,767				
49. Disability Income			XXX	XXX				
50. Extended Benefits								
51. Other								
52. Total		(a)	29,173	(a) 17,870,767		(a)		(a)

(a) See the Annual Audited Financial Reports section of the annual statement instructions

ANNUAL STATEMENT FOR THE YEAR 2023 OF THE NYLIFE INSURANCE COMPANY OF ARIZONA
EXHIBIT OF NUMBER OF POLICIES, CONTRACTS, CERTIFICATES, INCOME PAYABLE AND ACCOUNT VALUES IN FORCE FOR SUPPLEMENTARY CONTRACTS, ANNUITIES, ACCIDENT & HEALTH AND OTHER POLICIES

SUPPLEMENTARY CONTRACTS

	Ordinary		Group	
	1 Involving Life Contingencies	2 Not Involving Life Contingencies	3 Involving Life Contingencies	4 Not Involving Life Contingencies
1. In force end of prior year		6		
2. Issued during year				
3. Reinsurance assumed				
4. Increased during year (net)				
5. Total (Lines 1 to 4)		6		
Deductions during year:				
6. Decreased (net)		1		
7. Reinsurance ceded				
8. Totals (Lines 6 and 7)		1		
9. In force end of year (line 5 minus line 8)		5		
10. Amount on deposit		(a) 678,189		(a)
11. Income now payable				
12. Amount of income payable	(a)	(a)	(a)	(a)

ANNUITIES

	Ordinary		Group	
	1 Immediate	2 Deferred	3 Contracts	4 Certificates
1. In force end of prior year				
2. Issued during year				
3. Reinsurance assumed				
4. Increased during year (net)				
5. Totals (Lines 1 to 4)				
Deductions during year:				
6. Decreased (net)				
7. Reinsurance ceded				
8. Totals (Lines 6 and 7)				
9. In force end of year (line 5 minus line 8)				
Income now payable:				
10. Amount of income payable	(a)	XXX	XXX	(a)
Deferred fully paid:				
11. Account balance	XXX	(a)	XXX	(a)
Deferred not fully paid:				
12. Account balance	XXX	(a)	XXX	(a)

NONE

ACCIDENT AND HEALTH INSURANCE

	Group		Credit		Other	
	1 Certificates	2 Premiums in Force	3 Policies	4 Premiums in Force	5 Policies	6 Premiums in Force
1. In force end of prior year						
2. Issued during year						
3. Reinsurance assumed						
4. Increased during year (net)		XXX		XXX		XXX
5. Totals (Lines 1 to 4)		XXX		XXX		XXX
Deductions during year:						
6. Conversions		XXX	XX	XXX	XXX	XXX
7. Decreased (net)		XXX		XXX		XXX
8. Reinsurance ceded		XXX				XXX
9. Totals (Lines 6 to 8)		XXX		XXX		XXX
10. In force end of year (line 5 minus line 9)		(a)		(a)		(a)

NONE

DEPOSIT FUNDS AND DIVIDEND ACCUMULATIONS

	1	2
	Deposit Funds Contracts	Dividend Accumulations Contracts
1. In force end of prior year		
2. Issued during year		
3. Reinsurance assumed		
4. Increased during year (net)		
5. Totals (Lines 1 to 4)		
Deductions During Year:		
6. Decreased (net)		
7. Reinsurance ceded		
8. Totals (Lines 6 and 7)		
9. In force end of year (line 5 minus line 8)		
10. Amount of account balance	(a)	(a)

NONE

(a) See the Annual Audited Financial Reports section of the annual statement instructions.

**ANNUAL STATEMENT FOR THE YEAR 2023 OF THE NYLIFE INSURANCE COMPANY OF ARIZONA
FORM FOR CALCULATING THE INTEREST MAINTENANCE RESERVE**

INTEREST MAINTENANCE RESERVE

	1 Amount
1. Reserve as of December 31, Prior Year	262,754
2. Current year's realized pre-tax capital gains/(losses) of \$ (10,055) transferred into the reserve net of taxes of \$ (2,112)	(7,944)
3. Adjustment for current year's liability gains/(losses) released from the reserve	
4. Balance before reduction for amount transferred to Summary of Operations (Line 1 + Line 2 + Line 3)	254,810
5. Current year's amortization released to Summary of Operations (Amortization, Line 1, Column 4)	46,189
6. Reserve as of December 31, current year (Line 4 minus Line 5)	208,622

AMORTIZATION

Year of Amortization	1 Reserve as of December 31, Prior Year	2 Current Year's Realized Capital Gains/(Losses) Transferred into the Reserve Net of Taxes	3 Adjustment for Current Year's Liability Gains/(Losses) Released From the Reserve	4 Balance Before Reduction for Current Year's Amortization (Cols. 1 + 2 + 3)
1. 2023	50,129	(3,940)		46,189
2. 2024	38,868	(4,004)		34,864
3. 2025	29,049			29,049
4. 2026	26,858			26,858
5. 2027	27,917			27,917
6. 2028	24,756			24,756
7. 2029	20,147			20,147
8. 2030	15,066			15,066
9. 2031	11,357			11,357
10. 2032	8,626			8,626
11. 2033	5,602			5,602
12. 2034	2,591			2,591
13. 2035	806			806
14. 2036	553			553
15. 2037	259			259
16. 2038	95			95
17. 2039	58			58
18. 2040	19			19
19. 2041				
20. 2042				
21. 2043				
22. 2044				
23. 2045				
24. 2046				
25. 2047				
26. 2048				
27. 2049				
28. 2050				
29. 2051				
30. 2052				
31. 2053 and Later				
32. Total (Lines 1 to 31)	262,754	(7,944)		254,810

ANNUAL STATEMENT FOR THE YEAR 2023 OF THE NYLIFE INSURANCE COMPANY OF ARIZONA

ASSET VALUATION RESERVE

	Default Component			Equity Component			7 Total Amount (Cols. 3 + 6)
	1 Other Than Mortgage Loans	2 Mortgage Loans	3 Total (Cols. 1 + 2)	4 Common Stock	5 Real Estate and Other Invested Assets	6 Total (Cols. 4 + 5)	
1. Reserve as of December 31, prior year	629,478		629,478				629,478
2. Realized capital gains/(losses) net of taxes - General Account	(36,041)		(36,041)				(36,041)
3. Realized capital gains/(losses) net of taxes - Separate Accounts							
4. Unrealized capital gains/(losses) net of deferred taxes - General Account							
5. Unrealized capital gains/(losses) net of deferred taxes - Separate Accounts							
6. Capital gains credited/(losses charged) to contract benefits, payments or reserves							
7. Basic contribution	461,468		461,468				461,468
8. Accumulated balances (Lines 1 through 5 - 6 + 7)	1,054,905		1,054,905				1,054,905
9. Maximum reserve	2,537,880		2,537,880				2,537,880
10. Reserve objective	1,396,567		1,396,567				1,396,567
11. 20% of (Line 10 - Line 8)	68,332		68,332				68,332
12. Balance before transfers (Lines 8 + 11)	1,123,237		1,123,237				1,123,238
13. Transfers							
14. Voluntary contribution							
15. Adjustment down to maximum/up to zero							
16. Reserve as of December 31, current year (Lines 12 + 13 + 14 + 15)	1,123,237		1,123,237				1,123,238

ANNUAL STATEMENT FOR THE YEAR 2023 OF THE NYLIFE INSURANCE COMPANY OF ARIZONA

**ASSET VALUATION RESERVE
BASIC CONTRIBUTION, RESERVE OBJECTIVE AND MAXIMUM RESERVE CALCULATIONS
DEFAULT COMPONENT**

Line Number	NAIC Designation	Description	1 Book/Adjusted Carrying Value	2 Reclassify Related Party Encumbrances	3 Add Third Party Encumbrances	4 Balance for AVR Reserve Calculations (Cols. 1 + 2 + 3)	Basic Contribution		Reserve Objective		Maximum Reserve	
							5 Factor	6 Amount (Cols.4 x 5)	7 Factor	8 Amount (Cols. 4 x 7)	9 Factor	10 Amount (Cols. 4 x 9)
LONG-TERM BONDS												
1.		Exempt Obligations	8,030,793	XXX	XXX	8,030,793	0.0000		0.0000		0.0000	
2.1	1	NAIC Designation Category 1.A	13,965,563	XXX	XXX	13,965,563	0.0002	2,793	0.0007	9,776	0.0013	18,155
2.2	1	NAIC Designation Category 1.B	4,158,785	XXX	XXX	4,158,785	0.0004	1,664	0.0011	4,575	0.0023	9,565
2.3	1	NAIC Designation Category 1.C	5,050,708	XXX	XXX	5,050,708	0.0006	3,030	0.0018	9,091	0.0035	17,677
2.4	1	NAIC Designation Category 1.D	13,016,672	XXX	XXX	13,016,672	0.0007	9,112	0.0022	28,637	0.0044	57,273
2.5	1	NAIC Designation Category 1.E	27,669,609	XXX	XXX	27,669,609	0.0009	24,903	0.0027	74,708	0.0055	152,183
2.6	1	NAIC Designation Category 1.F	49,013,133	XXX	XXX	49,013,133	0.0011	53,914	0.0034	166,645	0.0068	333,289
2.7	1	NAIC Designation Category 1.G	60,094,874	XXX	XXX	60,094,874	0.0014	84,133	0.0042	252,398	0.0085	510,806
2.8		Subtotal NAIC 1 (2.1+2.2+2.3+2.4+2.5+2.6+2.7)	172,969,345	XXX	XXX	172,969,345	XXX	179,549	XXX	545,830	XXX	1,098,950
3.1	2	NAIC Designation Category 2.A	36,781,083	XXX	XXX	36,781,083	0.0021	77,240	0.0063	231,721	0.0105	386,201
3.2	2	NAIC Designation Category 2.B	36,424,311	XXX	XXX	36,424,311	0.0025	91,061	0.0076	276,825	0.0127	462,589
3.3	2	NAIC Designation Category 2.C	13,691,970	XXX	XXX	13,691,970	0.0036	49,291	0.0108	147,873	0.0180	246,455
3.4		Subtotal NAIC 2 (3.1+3.2+3.3)	86,897,364	XXX	XXX	86,897,364	XXX	217,592	XXX	656,419	XXX	1,095,246
4.1	3	NAIC Designation Category 3.A		XXX	XXX		0.0069		0.0183		0.0262	
4.2	3	NAIC Designation Category 3.B		XXX	XXX		0.0099		0.0264		0.0377	
4.3	3	NAIC Designation Category 3.C		XXX	XXX		0.0131		0.0350		0.0500	
4.4		Subtotal NAIC 3 (4.1+4.2+4.3)		XXX	XXX		XXX		XXX		XXX	
5.1	4	NAIC Designation Category 4.A		XXX	XXX		0.0184		0.0430		0.0615	
5.2	4	NAIC Designation Category 4.B		XXX	XXX		0.0238		0.0555		0.0793	
5.3	4	NAIC Designation Category 4.C		XXX	XXX		0.0310		0.0724		0.1034	
5.4		Subtotal NAIC 4 (5.1+5.2+5.3)		XXX	XXX		XXX		XXX		XXX	
6.1	5	NAIC Designation Category 5.A		XXX	XXX		0.0472		0.0846		0.1410	
6.2	5	NAIC Designation Category 5.B		XXX	XXX		0.0663		0.1188		0.1980	
6.3	5	NAIC Designation Category 5.C		XXX	XXX		0.0836		0.1498		0.2496	
6.4		Subtotal NAIC 5 (6.1+6.2+6.3)		XXX	XXX		XXX		XXX		XXX	
7.	6	NAIC 6		XXX	XXX		0.0000		0.2370		0.2370	
8.		Total Unrated Multi-class Securities Acquired by Conversion		XXX	XXX		XXX		XXX		XXX	
9.		Total Long-Term Bonds (1+2.8+3.4+4.4+5.4+6.4+7+8)	267,897,502	XXX	XXX	267,897,502	XXX	397,141	XXX	1,202,248	XXX	2,194,195
PREFERRED STOCKS												
10.	1	Highest Quality		XXX	XXX		0.0005		0.0016		0.0033	
11.	2	High Quality		XXX	XXX		0.0021		0.0064		0.0106	
12.	3	Medium Quality		XXX	XXX		0.0099		0.0263		0.0376	
13.	4	Low Quality		XXX	XXX		0.0245		0.0572		0.0817	
14.	5	Lower Quality		XXX	XXX		0.0630		0.1128		0.1880	
15.	6	In or Near Default		XXX	XXX		0.0000		0.2370		0.2370	
16.		Affiliated Life with AVR		XXX	XXX		0.0000		0.0000		0.0000	
17.		Total Preferred Stocks (Sum of Lines 10 through 16)		XXX	XXX		XXX		XXX		XXX	

ASSET VALUATION RESERVE (Continued)
BASIC CONTRIBUTION, RESERVE OBJECTIVE AND MAXIMUM RESERVE CALCULATIONS
DEFAULT COMPONENT

Line Number	NAIC Designation	Description	1 Book/Adjusted Carrying Value	2 Reclassify Related Party Encumbrances	3 Add Third Party Encumbrances	4 Balance for AVR Reserve Calculations (Cols. 1 + 2 + 3)	Basic Contribution		Reserve Objective		Maximum Reserve	
							5 Factor	6 Amount (Cols.4 x 5)	7 Factor	8 Amount (Cols. 4 x 7)	9 Factor	10 Amount (Cols. 4 x 9)
SHORT-TERM BONDS												
18.		Exempt Obligations		XXX	XXX		0.0000		0.0000		0.0000	
19.1	1	NAIC Designation Category 1.A		XXX	XXX		0.0002		0.0007		0.0013	
19.2	1	NAIC Designation Category 1.B		XXX	XXX		0.0004		0.0011		0.0023	
19.3	1	NAIC Designation Category 1.C		XXX	XXX		0.0006		0.0018		0.0035	
19.4	1	NAIC Designation Category 1.D		XXX	XXX		0.0007		0.0022		0.0044	
19.5	1	NAIC Designation Category 1.E		XXX	XXX		0.0009		0.0027		0.0055	
19.6	1	NAIC Designation Category 1.F		XXX	XXX		0.0011		0.0034		0.0068	
19.7	1	NAIC Designation Category 1.G	12,916,200	XXX	XXX	12,916,200	0.0014	18,083	0.0042	54,248	0.0085	109,788
19.8		Subtotal NAIC 1 (19.1+19.2+19.3+19.4+19.5+19.6+19.7)	12,916,200	XXX	XXX	12,916,200	XXX	18,083	XXX	54,248	XXX	109,788
20.1	2	NAIC Designation Category 2.A		XXX	XXX		0.0021		0.0063		0.0105	
20.2	2	NAIC Designation Category 2.B	13,381,521	XXX	XXX	13,381,521	0.0025	33,454	0.0076	101,700	0.0127	169,945
20.3	2	NAIC Designation Category 2.C	3,552,863	XXX	XXX	3,552,863	0.0036	12,790	0.0108	38,371	0.0180	63,952
20.4		Subtotal NAIC 2 (20.1+20.2+20.3)	16,934,384	XXX	XXX	16,934,384	XXX	46,244	XXX	140,070	XXX	233,897
21.1	3	NAIC Designation Category 3.A		XXX	XXX		0.0069		0.0183		0.0262	
21.2	3	NAIC Designation Category 3.B		XXX	XXX		0.0099		0.0264		0.0377	
21.3	3	NAIC Designation Category 3.C		XXX	XXX		0.0131		0.0350		0.0500	
21.4		Subtotal NAIC 3 (21.1+21.2+21.3)		XXX	XXX		XXX		XXX		XXX	
22.1	4	NAIC Designation Category 4.A		XXX	XXX		0.0184		0.0430		0.0615	
22.2	4	NAIC Designation Category 4.B		XXX	XXX		0.0238		0.0555		0.0793	
22.3	4	NAIC Designation Category 4.C		XXX	XXX		0.0310		0.0724		0.1034	
22.4		Subtotal NAIC 4 (22.1+22.2+22.3)		XXX	XXX		XXX		XXX		XXX	
23.1	5	NAIC Designation Category 5.A		XXX	XXX		0.0472		0.0846		0.1410	
23.2	5	NAIC Designation Category 5.B		XXX	XXX		0.0663		0.1188		0.1980	
23.3	5	NAIC Designation Category 5.C		XXX	XXX		0.0836		0.1498		0.2496	
23.4		Subtotal NAIC 5 (23.1+23.2+23.3)		XXX	XXX		XXX		XXX		XXX	
24.	6	NAIC 6		XXX	XXX		0.0000		0.2370		0.2370	
25.		Total Short-Term Bonds (18+19.8+20.4+21.4+22.4+23.4+24)	29,850,584	XXX	XXX	29,850,584	XXX	64,327	XXX	194,319	XXX	343,685
DERIVATIVE INSTRUMENTS												
26.		Exchange Traded		XXX	XXX		0.0005		0.0016		0.0033	
27.	1	Highest Quality		XXX	XXX		0.0005		0.0016		0.0033	
28.	2	High Quality		XXX	XXX		0.0021		0.0064		0.0106	
29.	3	Medium Quality		XXX	XXX		0.0099		0.0263		0.0376	
30.	4	Low Quality		XXX	XXX		0.0245		0.0572		0.0817	
31.	5	Lower Quality		XXX	XXX		0.0630		0.1128		0.1880	
32.	6	In or Near Default		XXX	XXX		0.0000		0.2370		0.2370	
33.		Total Derivative Instruments		XXX	XXX		XXX		XXX		XXX	
34.		Total (Lines 9 + 17 + 25 + 33)	297,748,086	XXX	XXX	297,748,086	XXX	461,468	XXX	1,396,567	XXX	2,537,880

ASSET VALUATION RESERVE (Continued)
BASIC CONTRIBUTION, RESERVE OBJECTIVE AND MAXIMUM RESERVE CALCULATIONS
DEFAULT COMPONENT

Line Number	NAIC Designation	Description	1 Book/Adjusted Carrying Value	2 Reclassify Related Party Encumbrances	3 Add Third Party Encumbrances	4 Balance for AVR Reserve Calculations (Cols. 1 + 2 + 3)	Basic Contribution		Reserve Objective		Maximum Reserve	
							5 Factor	6 Amount (Cols.4 x 5)	7 Factor	8 Amount (Cols. 4 x 7)	9 Factor	10 Amount (Cols. 4 x 9)
		MORTGAGE LOANS										
		In Good Standing:										
35.		Farm Mortgages - CM1 - Highest Quality			XXX		0.0011		0.0057		0.0074	
36.		Farm Mortgages - CM2 - High Quality			XXX		0.0040		0.0114		0.0149	
37.		Farm Mortgages - CM3 - Medium Quality			XXX		0.0069		0.0200		0.0257	
38.		Farm Mortgages - CM4 - Low Medium Quality			XXX		0.0120		0.0343		0.0428	
39.		Farm Mortgages - CM5 - Low Quality			XXX		0.0183		0.0486		0.0628	
40.		Residential Mortgages - Insured or Guaranteed			XXX		0.0003		0.0007		0.0011	
41.		Residential Mortgages - All Other			XXX		0.0015		0.0034		0.0046	
42.		Commercial Mortgages - Insured or Guaranteed			XXX		0.0003		0.0007		0.0011	
43.		Commercial Mortgages - All Other - CM1 - Highest Quality			XXX		0.0011		0.0057		0.0074	
44.		Commercial Mortgages - All Other - CM2 - High Quality			XXX		0.0040		0.0114		0.0149	
45.		Commercial Mortgages - All Other - CM3 - Medium Quality			XXX		0.0069		0.0200		0.0257	
46.		Commercial Mortgages - All Other - CM4 - Low Medium Quality			XXX		0.0120		0.0343		0.0428	
47.		Commercial Mortgages - All Other - CM5 - Low Quality			XXX		0.0183		0.0486		0.0628	
		Overdue, Not in Process:										
48.		Farm Mortgages			XXX		0.0480		0.0868		0.1371	
49.		Residential Mortgages - Insured or Guaranteed			XXX		0.0006		0.0014		0.0023	
50.		Residential Mortgages - All Other			XXX		0.0029		0.0066		0.0103	
51.		Commercial Mortgages - Insured or Guaranteed			XXX		0.0006		0.0014		0.0023	
52.		Commercial Mortgages - All Other			XXX		0.0480		0.0868		0.1371	
		In Process of Foreclosure:										
53.		Farm Mortgages			XXX		0.0000		0.1942		0.1942	
54.		Residential Mortgages - Insured or Guaranteed			XXX		0.0000		0.0046		0.0046	
55.		Residential Mortgages - All Other			XXX		0.0000		0.0149		0.0149	
56.		Commercial Mortgages - Insured or Guaranteed			XXX		0.0000		0.0046		0.0046	
57.		Commercial Mortgages - All Other			XXX		0.0000		0.1942		0.1942	
58.		Total Schedule B Mortgages (Sum of Lines 35 through 57)			XXX		XXX		XXX		XXX	
59.		Schedule DA Mortgages			XXX		0.0034		0.0114		0.0149	
60.		Total Mortgage Loans on Real Estate (Lines 58 + 59)			XXX		XXX		XXX		XXX	

ASSET VALUATION RESERVE
BASIC CONTRIBUTION, RESERVE OBJECTIVE AND MAXIMUM RESERVE CALCULATIONS
EQUITY AND OTHER INVESTED ASSET COMPONENT

Line Number	NAIC Designation	Description	1 Book/Adjusted Carrying Value	2 Reclassify Related Party Encumbrances	3 Add Third Party Encumbrances	4 Balance for AVR Reserve Calculations (Cols. 1 + 2 + 3)	Basic Contribution		Reserve Objective		Maximum Reserve	
							5 Factor	6 Amount (Cols. 4 x 5)	7 Factor	8 Amount (Cols. 4 x 7)	9 Factor	10 Amount (Cols. 4 x 9)
COMMON STOCK												
1.		Unaffiliated - Public		XXX	XXX		0.0000		0.1580 (a)		0.1580 (a)	
2.		Unaffiliated - Private		XXX	XXX		0.0000		0.1945		0.1945	
3.		Federal Home Loan Bank		XXX	XXX		0.0000		0.0061		0.0097	
4.		Affiliated - Life with AVR		XXX	XXX		0.0000		0.0000		0.0000	
Affiliated - Investment Subsidiary:												
5.		Fixed Income - Exempt Obligations		XXX			XXX		XXX		XXX	
6.		Fixed Income - Highest Quality		XXX			XXX		XXX		XXX	
7.		Fixed Income - High Quality		XXX			XXX		XXX		XXX	
8.		Fixed Income - Medium Quality		XXX			XXX		XXX		XXX	
9.		Fixed Income - Low Quality		XXX			XXX		XXX		XXX	
10.		Fixed Income - Lower Quality		XXX			XXX		XXX		XXX	
11.		Fixed Income - In/Near Default		XXX			XXX		XXX		XXX	
12.		Unaffiliated Common Stock - Public					0.0000		0.1580 (a)		0.1580 (a)	
13.		Unaffiliated Common Stock - Private					0.0000		0.1945		0.1945	
14.		Real Estate					(b)		(b)		(b)	
15.		Affiliated - Certain Other (See SVO Purposes and Procedures Manual)		XXX	XXX		0.0000		0.1580		0.1580	
16.		Affiliated - All Other		XXX	XXX		0.0000		0.1945		0.1945	
17.		Total Common Stock (Sum of Lines 1 through 16)					XXX		XXX		XXX	
REAL ESTATE												
18.		Home Office Property (General Account only)					0.0000		0.0912		0.0912	
19.		Investment Properties					0.0000		0.0912		0.0912	
20.		Properties Acquired in Satisfaction of Debt					0.0000		0.1337		0.1337	
21.		Total Real Estate (Sum of Lines 18 through 20)					XXX		XXX		XXX	
OTHER INVESTED ASSETS												
INVESTMENTS WITH THE UNDERLYING CHARACTERISTICS OF BONDS												
22.		Exempt Obligations		XXX	XXX		0.0000		0.0000		0.0000	
23.	1	Highest Quality		XXX	XXX		0.0005		0.0016		0.0033	
24.	2	High Quality		XXX	XXX		0.0021		0.0064		0.0106	
25.	3	Medium Quality		XXX	XXX		0.0099		0.0263		0.0376	
26.	4	Low Quality		XXX	XXX		0.0245		0.0572		0.0817	
27.	5	Lower Quality		XXX	XXX		0.0630		0.1128		0.1880	
28.	6	In or Near Default		XXX	XXX		0.0000		0.2370		0.2370	
29.		Total with Bond Characteristics (Sum of Lines 22 through 28)		XXX	XXX		XXX		XXX		XXX	

ASSET VALUATION RESERVE (Continued)
BASIC CONTRIBUTION, RESERVE OBJECTIVE AND MAXIMUM RESERVE CALCULATIONS
EQUITY AND OTHER INVESTED ASSET COMPONENT

Line Number	NAIC Designation	Description	1 Book/Adjusted Carrying Value	2 Reclassify Related Party Encumbrances	3 Add Third Party Encumbrances	4 Balance for AVR Reserve Calculations (Cols. 1 + 2 + 3)	Basic Contribution		Reserve Objective		Maximum Reserve	
							5 Factor	6 Amount (Cols. 4 x 5)	7 Factor	8 Amount (Cols. 4 x 7)	9 Factor	10 Amount (Cols. 4 x 9)
INVESTMENTS WITH THE UNDERLYING CHARACTERISTICS OF PREFERRED STOCKS												
30.	1	Highest Quality		XXX	XXX		0.0005		0.0016		0.0033	
31.	2	High Quality		XXX	XXX		0.0021		0.0064		0.0106	
32.	3	Medium Quality		XXX	XXX		0.0099		0.0263		0.0376	
33.	4	Low Quality		XXX	XXX		0.0245		0.0572		0.0817	
34.	5	Lower Quality.....		XXX	XXX		0.0630		0.1128		0.1880	
35.	6	In or Near Default		XXX	XXX		0.0000		0.2370		0.2370	
36.		Affiliated Life with AVR		XXX	XXX		0.0000		0.0000		0.0000	
37.		Total with Preferred Stock Characteristics (Sum of Lines 30 through 36)		XXX	XXX		XXX		XXX		XXX	
INVESTMENTS WITH THE UNDERLYING CHARACTERISTICS OF MORTGAGE LOANS												
In Good Standing Affiliated:												
38.		Mortgages - CM1 - Highest Quality			XXX		0.0011		0.0057		0.0074	
39.		Mortgages - CM2 - High Quality			XXX		0.0040		0.0114		0.0149	
40.		Mortgages - CM3 - Medium Quality			XXX		0.0069		0.0200		0.0257	
41.		Mortgages - CM4 - Low Medium Quality			XXX		0.0120		0.0343		0.0428	
42.		Mortgages - CM5 - Low Quality			XXX		0.0183		0.0486		0.0628	
43.		Residential Mortgages - Insured or Guaranteed			XXX		0.0003		0.0007		0.0011	
44.		Residential Mortgages - All Other		XXX	XXX		0.0015		0.0034		0.0046	
45.		Commercial Mortgages - Insured or Guaranteed			XXX		0.0003		0.0007		0.0011	
Overdue, Not in Process Affiliated:												
46.		Farm Mortgages			XXX		0.0480		0.0868		0.1371	
47.		Residential Mortgages - Insured or Guaranteed			XXX		0.0006		0.0014		0.0023	
48.		Residential Mortgages - All Other			XXX		0.0029		0.0066		0.0103	
49.		Commercial Mortgages - Insured or Guaranteed			XXX		0.0006		0.0014		0.0023	
50.		Commercial Mortgages - All Other			XXX		0.0480		0.0868		0.1371	
In Process of Foreclosure Affiliated:												
51.		Farm Mortgages			XXX		0.0000		0.1942		0.1942	
52.		Residential Mortgages - Insured or Guaranteed			XXX		0.0000		0.0046		0.0046	
53.		Residential Mortgages - All Other			XXX		0.0000		0.0149		0.0149	
54.		Commercial Mortgages - Insured or Guaranteed			XXX		0.0000		0.0046		0.0046	
55.		Commercial Mortgages - All Other			XXX		0.0000		0.1942		0.1942	
56.		Total Affiliated (Sum of Lines 38 through 55)			XXX		XXX		XXX		XXX	
57.		Unaffiliated - In Good Standing With Covenants			XXX		(c)		(c)		(c)	
58.		Unaffiliated - In Good Standing Defeased With Government Securities			XXX		0.0011		0.0057		0.0074	
59.		Unaffiliated - In Good Standing Primarily Senior			XXX		0.0040		0.0114		0.0149	
60.		Unaffiliated - In Good Standing All Other			XXX		0.0069		0.0200		0.0257	
61.		Unaffiliated - Overdue, Not in Process			XXX		0.0480		0.0868		0.1371	
62.		Unaffiliated - In Process of Foreclosure			XXX		0.0000		0.1942		0.1942	
63.		Total Unaffiliated (Sum of Lines 57 through 62)			XXX		XXX		XXX		XXX	
64.		Total with Mortgage Loan Characteristics (Lines 56 + 63)			XXX		XXX		XXX		XXX	

ASSET VALUATION RESERVE (Continued)
BASIC CONTRIBUTION, RESERVE OBJECTIVE AND MAXIMUM RESERVE CALCULATIONS
EQUITY AND OTHER INVESTED ASSET COMPONENT

Line Number	NAIC Designation	Description	1 Book/Adjusted Carrying Value	2 Reclassify Related Party Encumbrances	3 Add Third Party Encumbrances	4 Balance for AVR Reserve Calculations (Cols. 1 + 2 + 3)	Basic Contribution		Reserve Objective		Maximum Reserve	
							5 Factor	6 Amount (Cols.4 x 5)	7 Factor	8 Amount (Cols. 4 x 7)	9 Factor	10 Amount (Cols. 4 x 9)
INVESTMENTS WITH THE UNDERLYING CHARACTERISTICS OF COMMON STOCK												
65.		Unaffiliated Public		XXX	XXX		0.0000		0.1580 (a)		0.1580 (a)	
66.		Unaffiliated Private		XXX	XXX		0.0000		0.1945		0.1945	
67.		Affiliated Life with AVR		XXX	XXX		0.0000		0.0000		0.0000	
68.		Affiliated Certain Other (See SVO Purposes & Procedures Manual)		XXX	XXX		0.0000		0.1580		0.1580	
69.		Affiliated Other - All Other		XXX	XXX		0.0000		0.1945		0.1945	
70.		Total with Common Stock Characteristics (Sum of Lines 65 through 69)		XXX	XXX		XXX		XXX		XXX	
INVESTMENTS WITH THE UNDERLYING CHARACTERISTICS OF REAL ESTATE												
71.		Home Office Property (General Account only)					0.0000		0.0912		0.0912	
72.		Investment Properties					0.0000		0.0912		0.0912	
73.		Properties Acquired in Satisfaction of Debt					0.0000		0.1337		0.1337	
74.		Total with Real Estate Characteristics (Sum of Lines 71 through 73)					XXX		XXX		XXX	
LOW INCOME HOUSING TAX CREDIT INVESTMENTS												
75.		Guaranteed Federal Low Income Housing Tax Credit					0.0003		0.0006		0.0010	
76.		Non-guaranteed Federal Low Income Housing Tax Credit					0.0063		0.0120		0.0190	
77.		Guaranteed State Low Income Housing Tax Credit					0.0003		0.0006		0.0010	
78.		Non-guaranteed State Low Income Housing Tax Credit					0.0063		0.0120		0.0190	
79.		All Other Low Income Housing Tax Credit					0.0273		0.0600		0.0975	
80.		Total LIHTC (Sum of Lines 75 through 79)					XXX		XXX		XXX	
RESIDUAL TRanches OR INTERESTS												
81.		Fixed Income Instruments - Unaffiliated		XXX	XXX		0.0000		0.1580		0.1580	
82.		Fixed Income Instruments - Affiliated		XXX	XXX		0.0000		0.1580		0.1580	
83.		Common Stock - Unaffiliated		XXX	XXX		0.0000		0.1580		0.1580	
84.		Common Stock - Affiliated		XXX	XXX		0.0000		0.1580		0.1580	
85.		Preferred Stock - Unaffiliated		XXX	XXX		0.0000		0.1580		0.1580	
86.		Preferred Stock - Affiliated		XXX	XXX		0.0000		0.1580		0.1580	
87.		Real Estate - Unaffiliated					0.0000		0.1580		0.1580	
88.		Real Estate - Affiliated					0.0000		0.1580		0.1580	
89.		Mortgage Loans - Unaffiliated		XXX	XXX		0.0000		0.1580		0.1580	
90.		Mortgage Loans - Affiliated		XXX	XXX		0.0000		0.1580		0.1580	
91.		Other - Unaffiliated		XXX	XXX		0.0000		0.1580		0.1580	
92.		Other - Affiliated		XXX	XXX		0.0000		0.1580		0.1580	
93.		Total Residual Tranches or Interests (Sum of Lines 81 through 92)					XXX		XXX		XXX	
ALL OTHER INVESTMENTS												
94.		NAIC 1 Working Capital Finance Investments		XXX			0.0000		0.0042		0.0042	
95.		NAIC 2 Working Capital Finance Investments		XXX			0.0000		0.0137		0.0137	
96.		Other Invested Assets - Schedule BA		XXX			0.0000		0.1580		0.1580	
97.		Other Short-Term Invested Assets - Schedule DA		XXX			0.0000		0.1580		0.1580	
98.		Total All Other (Sum of Lines 94, 95, 96 and 97)		XXX			XXX		XXX		XXX	
99.		Total Other Invested Assets - Schedules BA & DA (Sum of Lines 29, 37, 64, 70, 74, 80, 93 and 98)					XXX		XXX		XXX	

(a) Times the company's weighted average portfolio beta (Minimum .1215, Maximum .2431).

(b) Determined using the same factors and breakdowns used for directly owned real estate.

(c) This will be the factor associated with the risk category determined in the company generated worksheet.

Asset Valuation Reserve - Replications (Synthetic) Assets

N O N E

Schedule F - Claims

N O N E

Schedule H - Part 1 - Analysis of Underwriting Operations

N O N E

Schedule H - Part 2 - Reserves and Liabilities

N O N E

Schedule H - Part 3 - Test of Prior Year's Claim Reserves and Liabilities

N O N E

Schedule H - Part 4 - Reinsurance

N O N E

Schedule H - Part 5 - Health Claims

N O N E

ANNUAL STATEMENT FOR THE YEAR 2023 OF THE NYLIFE INSURANCE COMPANY OF ARIZONA

SCHEDULE S - PART 1 - SECTION 2

Reinsurance Assumed Accident and Health Insurance Listed by Reinsured Company as of December 31, Current Year

1 NAIC Company Code	2 ID Number	3 Effective Date	4 Name of Reinsured	5 Domiciliary Jurisdiction	6 Type of Reinsurance Assumed	7 Type of Business Assumed	8 Premiums	9 Unearned Premiums	10 Reserve Liability Other Than for Unearned Premiums	11 Reinsurance Payable on Paid and Unpaid Losses	12 Modified Coinsurance Reserve	13 Funds Withheld Under Coinsurance
NONE												
9999999 - Totals												

ANNUAL STATEMENT FOR THE YEAR 2023 OF THE NYLIFE INSURANCE COMPANY OF ARIZONA

SCHEDULE S - PART 2

Reinsurance Recoverable on Paid and Unpaid Losses Listed by Reinsuring Company as of December 31, Current Year

1 NAIC Company Code	2 ID Number	3 Effective Date	4 Name of Company	5 Domiciliary Jurisdiction	6 Paid Losses	7 Unpaid Losses
0399999. Total Life and Annuity - U.S. Affiliates						
0699999. Total Life and Annuity - Non-U.S. Affiliates						
0799999. Total Life and Annuity - Affiliates						
88340	59-2859797	02/11/1998	Hannover Life Reassurance Company of America	FL	29,925	
66346	58-0828824	02/11/1998	Munich American Reassurance Company	GA		425,240
93572	43-1235868	02/11/1998	RGA Reinsurance Company	MO	67,500	408,280
64688	75-6020048	02/11/1998	SCOR Global Life Americas Reinsurance Company	DE		391,320
82627	06-0839705	02/11/1998	Swiss Re Life and Health America Inc.	MO	82,575	391,320
0899999. Life and Annuity - U.S. Non-Affiliates						
1099999. Total Life and Annuity - Non-Affiliates						
1199999. Total Life and Annuity						
1499999. Total Accident and Health - U.S. Affiliates						
1799999. Total Accident and Health - Non-U.S. Affiliates						
1899999. Total Accident and Health - Affiliates						
2199999. Total Accident and Health - Non-Affiliates						
2299999. Total Accident and Health						
2399999. Total U.S. (Sum of 0399999, 0899999, 1499999 and 1999999)					180,000	1,616,160
2499999. Total Non-U.S. (Sum of 0699999, 0999999, 1799999 and 2099999)						
9999999 Totals - Life, Annuity and Accident and Health						
					180,000	1,616,160

ANNUAL STATEMENT FOR THE YEAR 2023 OF THE NYLIFE INSURANCE COMPANY OF ARIZONA

SCHEDULE S - PART 3 - SECTION 1

Reinsurance Ceded Life Insurance, Annuities, Deposit Funds and Other Liabilities Without Life or Disability Contingencies, and Related Benefits Listed by Reinsuring Company as of December 31, Current Year

1 NAIC Company Code	2 ID Number	3 Effective Date	4 Name of Company	5 Domi- ciliary Juris- diction	6 Type of Reinsurance Ceded	7 Type of Business Ceded	8 Amount in Force at End of Year	Reserve Credit Taken		11 Premiums	Outstanding Surplus Relief		14 Modified Coinsurance Reserve	15 Funds Withheld Under Coinsurance
								9 Current Year	10 Prior Year		12 Current Year	13 Prior Year		
66915	13-5582869	10/01/2016	New York Life Insurance Company	NY	OTH/I	OL				119,427				
0299999. General Account - Authorized U.S. Affiliates - Other										119,427				
0399999. Total General Account - Authorized U.S. Affiliates										119,427				
0699999. Total General Account - Authorized Non-U.S. Affiliates														
0799999. Total General Account - Authorized Affiliates										119,427				
86258	13-2572994	06/01/2001	General Re Life Corporation	CT	YRT/I	OL	845,444,743	738,663	37,151	130,864				
88340	59-2859797	02/11/1998	Hannover Life Reassurance Company of America	FL	CO/I	OL	62,389,110	556,157	547,936	496,731				
88340	59-2859797	02/11/1998	Hannover Life Reassurance Company of America	FL	CO/I	XXXL	15,221,471	110,493	109,497	107,395				
66346	58-0828824	03/30/1998	Munich American Reassurance Company	GA	YRT/I	OL	3,067,853,960	3,321,423	1,544,149	1,443,136				
66346	58-0828824	02/11/1998	Munich American Reassurance Company	GA	CO/I	OL	46,909,103	418,163	411,982	373,476				
66346	58-0828824	02/11/1998	Munich American Reassurance Company	GA	CO/I	XXXL	11,444,717	83,077	82,329	80,749				
74900	63-0483783	05/15/2023	PartnerRe Life Reinsurance Company of America	AR	YRT/I	OL	1,844,313,872			65				
93572	43-1235868	03/30/1998	RGA Reinsurance Company	MO	YRT/I	OL	2,332,769,217	3,651,140	1,729,773	1,877,693				
93572	43-1235868	02/11/1998	RGA Reinsurance Company	MO	CO/I	OL	140,727,298	1,254,488	1,235,946	1,120,424				
93572	43-1235868	02/11/1998	RGA Reinsurance Company	MO	CO/I	XXXL	34,334,146	249,232	246,986	242,245				
64688	75-6020048	03/30/1998	SCOR Global Life Americas Reinsurance Company	DE	YRT/I	OL	240,346,508	1,409,895	1,462,660	1,497,288				
64688	75-6020048	02/11/1998	SCOR Global Life Americas Reinsurance Company	DE	CO/I	OL	93,818,182	836,325	823,964	746,948				
64688	75-6020048	02/11/1998	SCOR Global Life Americas Reinsurance Company	DE	CO/I	XXXL	22,889,427	166,155	164,657	161,496				
82627	06-0839705	05/26/2000	Swiss Re Life and Health America Inc.	MO	YRT/I	OL	1,120,803,152	2,041,174	1,397,997	1,418,629				
82627	06-0839705	02/11/1998	Swiss Re Life and Health America Inc.	MO	CO/I	OL	31,429,097	280,169	276,028	250,233				
82627	06-0839705	02/11/1998	Swiss Re Life and Health America Inc.	MO	CO/I	XXXL	7,667,960	55,662	55,160	54,101				
88099	75-1608507	05/15/2023	Optimum Re Insurance Company	TX	OTH/I	OL	2,033,629,713			294				
68723	86-0742727	05/15/2023	New York Life Agents Reinsurance Company	AZ	YRT/I	OL	671,125,910			39,616				
0899999. General Account - Authorized U.S. Non-Affiliates										12,623,117,586	15,172,216	10,126,215	10,041,383	
1099999. Total General Account - Authorized Non-Affiliates										12,623,117,586	15,172,216	10,126,215	10,041,383	
1199999. Total General Account Authorized										12,623,117,586	15,172,216	10,126,215	10,160,810	
1499999. Total General Account - Unauthorized U.S. Affiliates														
1799999. Total General Account - Unauthorized Non-U.S. Affiliates														
1899999. Total General Account - Unauthorized Affiliates														
2199999. Total General Account - Unauthorized Non-Affiliates														
2299999. Total General Account Unauthorized														
2599999. Total General Account - Certified U.S. Affiliates														
2899999. Total General Account - Certified Non-U.S. Affiliates														
2999999. Total General Account - Certified Affiliates														
3299999. Total General Account - Certified Non-Affiliates														
3399999. Total General Account Certified														
3699999. Total General Account - Reciprocal Jurisdiction U.S. Affiliates														
3999999. Total General Account - Reciprocal Jurisdiction Non-U.S. Affiliates														
4099999. Total General Account - Reciprocal Jurisdiction Affiliates														
4399999. Total General Account - Reciprocal Jurisdiction Non-Affiliates														
4499999. Total General Account Reciprocal Jurisdiction														
4599999. Total General Account Authorized, Unauthorized, Reciprocal Jurisdiction and Certified										12,623,117,586	15,172,216	10,126,215	10,160,810	
4899999. Total Separate Accounts - Authorized U.S. Affiliates														
5199999. Total Separate Accounts - Authorized Non-U.S. Affiliates														
5299999. Total Separate Accounts - Authorized Affiliates														
5599999. Total Separate Accounts - Authorized Non-Affiliates														
5699999. Total Separate Accounts Authorized														
5999999. Total Separate Accounts - Unauthorized U.S. Affiliates														
6299999. Total Separate Accounts - Unauthorized Non-U.S. Affiliates														
6399999. Total Separate Accounts - Unauthorized Affiliates														
6699999. Total Separate Accounts - Unauthorized Non-Affiliates														
6799999. Total Separate Accounts Unauthorized														
7099999. Total Separate Accounts - Certified U.S. Affiliates														
7399999. Total Separate Accounts - Certified Non-U.S. Affiliates														

ANNUAL STATEMENT FOR THE YEAR 2023 OF THE NYLIFE INSURANCE COMPANY OF ARIZONA

SCHEDULE S - PART 3 - SECTION 1

Reinsurance Ceded Life Insurance, Annuities, Deposit Funds and Other Liabilities Without Life or Disability Contingencies, and Related Benefits Listed by Reinsuring Company as of December 31, Current Year

1 NAIC Company Code	2 ID Number	3 Effective Date	4 Name of Company	5 Domi- ciliary Juris- diction	6 Type of Reinsurance Ceded	7 Type of Business Ceded	8 Amount in Force at End of Year	Reserve Credit Taken		11 Premiums	Outstanding Surplus Relief		14 Modified Coinsurance Reserve	15 Funds Withheld Under Coinsurance
								9 Current Year	10 Prior Year		12 Current Year	13 Prior Year		
7499999. Total Separate Accounts - Certified Affiliates														
7799999. Total Separate Accounts - Certified Non-Affiliates														
7899999. Total Separate Accounts Certified														
8199999. Total Separate Accounts - Reciprocal Jurisdiction U.S. Affiliates														
8499999. Total Separate Accounts - Reciprocal Jurisdiction Non-U.S. Affiliates														
8599999. Total Separate Accounts - Reciprocal Jurisdiction Affiliates														
8899999. Total Separate Accounts - Reciprocal Jurisdiction Non-Affiliates														
8999999. Total Separate Accounts Reciprocal Jurisdiction														
9099999. Total Separate Accounts Authorized, Unauthorized, Reciprocal Jurisdiction and Certified														
9199999. Total U.S. (Sum of 0399999, 0899999, 1499999, 1999999, 2599999, 3099999, 3699999, 4199999, 4899999, 5399999, 5999999, 6499999, 7099999, 7599999, 8199999 and 8699999)							12,623,117,586	15,172,216	10,126,215	10,160,810				
9299999. Total Non-U.S. (Sum of 0699999, 0999999, 1799999, 2099999, 2899999, 3199999, 3999999, 4299999, 5199999, 5499999, 6299999, 6599999, 7399999, 7699999, 8499999 and 8799999)														
9999999 - Totals							12,623,117,586	15,172,216	10,126,215	10,160,810				

Schedule S - Part 3 - Section 2

NONE

Schedule S - Part 4

NONE

Schedule S - Part 4 - Bank Footnote

NONE

Schedule S - Part 5

NONE

Schedule S - Part 5 - Bank Footnote

NONE

ANNUAL STATEMENT FOR THE YEAR 2023 OF THE NYLIFE INSURANCE COMPANY OF ARIZONA

SCHEDULE S - PART 6

Five Year Exhibit of Reinsurance Ceded Business
(\$000 Omitted)

	1 2023	2 2022	3 2021	4 2020	5 2019
A. OPERATIONS ITEMS					
1. Premiums and annuity considerations for life and accident and health contracts	10,161	10,455	9,731	10,683	12,987
2. Commissions and reinsurance expense allowances	908	905	911	857	963
3. Contract claims	9,949	12,603	11,352	8,820	10,050
4. Surrender benefits and withdrawals for life contracts					
5. Dividends to policyholders and refunds to members					
6. Reserve adjustments on reinsurance ceded					
7. Increase in aggregate reserve for life and accident and health contracts	4,958	(159)	(1,076)	(2,203)	(2,648)
B. BALANCE SHEET ITEMS					
8. Premiums and annuity considerations for life and accident and health contracts deferred and uncollected	917	858	920	972	1,170
9. Aggregate reserves for life and accident and health contracts	15,172	10,126	10,285	11,361	13,564
10. Liability for deposit-type contracts					
11. Contract claims unpaid	1,717	1,739	2,208	2,307	1,929
12. Amounts recoverable on reinsurance	180	1,606	702	1,259	526
13. Experience rating refunds due or unpaid					
14. Policyholders' dividends and refunds to members (not included in Line 10)					
15. Commissions and reinsurance expense allowances due	92	79	91	86	95
16. Unauthorized reinsurance offset					
17. Offset for reinsurance with Certified Reinsurers					
C. UNAUTHORIZED REINSURANCE (DEPOSITS BY AND FUNDS WITHHELD FROM)					
18. Funds deposited by and withheld from (F)					
19. Letters of credit (L)					
20. Trust agreements (T)					
21. Other (O)					
D. REINSURANCE WITH CERTIFIED REINSURERS (DEPOSITS BY AND FUNDS WITHHELD FROM)					
22. Multiple Beneficiary Trust					
23. Funds deposited by and withheld from (F)					
24. Letters of credit (L)					
25. Trust agreements (T)					
26. Other (O)					

ANNUAL STATEMENT FOR THE YEAR 2023 OF THE NYLIFE INSURANCE COMPANY OF ARIZONA

SCHEDULE S - PART 7

Restatement of Balance Sheet to Identify Net Credit for Ceded Reinsurance

	1 As Reported (net of ceded)	2 Restatement Adjustments	3 Restated (gross of ceded)
ASSETS (Page 2, Col. 3)			
1. Cash and invested assets (Line 12)	363,710,987		363,710,987
2. Reinsurance (Line 16)	271,972	(271,972)	
3. Premiums and considerations (Line 15)	13,132,594	916,740	14,049,334
4. Net credit for ceded reinsurance	XXX	16,966,339	16,966,339
5. All other admitted assets (balance)	11,841,316		11,841,316
6. Total assets excluding Separate Accounts (Line 26)	388,956,869	17,611,107	406,567,976
7. Separate Account assets (Line 27)			
8. Total assets (Line 28)	388,956,869	17,611,107	406,567,976
LIABILITIES, CAPITAL AND SURPLUS (Page 3)			
9. Contract reserves (Lines 1 and 2)	62,978,899	15,172,215	78,151,114
10. Liability for deposit-type contracts (Line 3)	678,189		678,189
11. Claim reserves (Line 4)	2,869,306	1,717,054	4,586,360
12. Policyholder dividends/member refunds/reserves (Lines 5 through 7)			
13. Premium & annuity considerations received in advance (Line 8)	174,698		174,698
14. Other contract liabilities (Line 9)	930,462	721,839	1,652,301
15. Reinsurance in unauthorized companies (Line 24.02 minus inset amount)			
16. Funds held under reinsurance treaties with unauthorized reinsurers (Line 24.03 minus inset amount)			
17. Reinsurance with Certified Reinsurers (Line 24.02 inset amount)			
18. Funds held under reinsurance treaties with Certified Reinsurers (Line 24.03 inset amount)			
19. All other liabilities (balance)	13,021,425		13,021,425
20. Total liabilities excluding Separate Accounts (Line 26)	80,652,979	17,611,108	98,264,087
21. Separate Account liabilities (Line 27)			
22. Total liabilities (Line 28)	80,652,979	17,611,108	98,264,087
23. Capital & surplus (Line 38)	308,303,890	XXX	308,303,890
24. Total liabilities, capital & surplus (Line 39)	388,956,869	17,611,108	406,567,977
NET CREDIT FOR CEDED REINSURANCE			
25. Contract reserves	15,172,215		
26. Claim reserves	1,717,054		
27. Policyholder dividends/reserves			
28. Premium & annuity considerations received in advance			
29. Liability for deposit-type contracts			
30. Other contract liabilities	721,839		
31. Reinsurance ceded assets	271,972		
32. Other ceded reinsurance recoverables			
33. Total ceded reinsurance recoverables	17,883,080		
34. Premiums and considerations	916,740		
35. Reinsurance in unauthorized companies			
36. Funds held under reinsurance treaties with unauthorized reinsurers			
37. Reinsurance with Certified Reinsurers			
38. Funds held under reinsurance treaties with Certified Reinsurers			
39. Other ceded reinsurance payables/offsets			
40. Total ceded reinsurance payable/offsets	916,740		
41. Total net credit for ceded reinsurance	16,966,340		

ANNUAL STATEMENT FOR THE YEAR 2023 OF THE NYLIFE INSURANCE COMPANY OF ARIZONA
SCHEDULE T - PREMIUMS AND ANNUITY CONSIDERATIONS (b)

Allocated by States and Territories

States, Etc.	1	Life Contracts		Direct Business Only			7
		2	3	4	5	6	
	Active Status (a)	Life Insurance Premiums	Annuity Considerations	Accident and Health Insurance Premiums, Including Policy, Membership and Other Fees	Other Considerations	Total Columns 2 through 5 (b)	Deposit-Type Contracts
1. Alabama	AL	L	733,404			733,404	
2. Alaska	AK	L	357,033			357,033	
3. Arizona	AZ	L	698,209			698,209	
4. Arkansas	AR	L	229,628			229,628	
5. California	CA	L	6,802,533			6,802,533	
6. Colorado	CO	L	587,501			587,501	
7. Connecticut	CT	L	329,945			329,945	
8. Delaware	DE	L	128,866			128,866	
9. District of Columbia	DC	L	95,930			95,930	
10. Florida	FL	L	2,493,216			2,493,216	
11. Georgia	GA	L	1,226,661			1,226,661	
12. Hawaii	HI	L	149,148			149,148	
13. Idaho	ID	L	137,856			137,856	
14. Illinois	IL	L	1,259,959			1,259,959	
15. Indiana	IN	L	291,132			291,132	
16. Iowa	IA	L	330,552			330,552	
17. Kansas	KS	L	465,263			465,263	
18. Kentucky	KY	L	251,152			251,152	
19. Louisiana	LA	L	1,043,312			1,043,312	
20. Maine	ME	L	2,111			2,111	
21. Maryland	MD	L	743,572			743,572	
22. Massachusetts	MA	L	1,194,207			1,194,207	
23. Michigan	MI	L	531,728			531,728	
24. Minnesota	MN	L	313,187			313,187	
25. Mississippi	MS	L	277,699			277,699	
26. Missouri	MO	L	615,775			615,775	
27. Montana	MT	L	185,086			185,086	
28. Nebraska	NE	L	151,529			151,529	
29. Nevada	NV	L	368,927			368,927	
30. New Hampshire	NH	L	140,914			140,914	
31. New Jersey	NJ	L	2,104,212			2,104,212	
32. New Mexico	NM	L	400,043			400,043	
33. New York	NY	N	159,353			159,353	
34. North Carolina	NC	L	639,627			639,627	
35. North Dakota	ND	L	67,538			67,538	
36. Ohio	OH	L	674,642			674,642	
37. Oklahoma	OK	L	485,837			485,837	
38. Oregon	OR	L	435,350			435,350	
39. Pennsylvania	PA	L	1,115,641			1,115,641	
40. Rhode Island	RI	L	95,804			95,804	
41. South Carolina	SC	L	610,068			610,068	
42. South Dakota	SD	L	306,385			306,385	
43. Tennessee	TN	L	425,972			425,972	
44. Texas	TX	L	4,538,486			4,538,486	
45. Utah	UT	L	418,691			418,691	
46. Vermont	VT	L	60,559			60,559	
47. Virginia	VA	L	1,000,438			1,000,438	
48. Washington	WA	L	1,242,058			1,242,058	
49. West Virginia	WV	L	88,606			88,606	
50. Wisconsin	WI	L	266,286			266,286	
51. Wyoming	WY	L	112,945			112,945	
52. American Samoa	AS	N					
53. Guam	GU	N					
54. Puerto Rico	PR	N	665			665	
55. U.S. Virgin Islands	VI	N	405			405	
56. Northern Mariana Islands	MP	N					
57. Canada	CAN	N					
58. Aggregate Other Alien	OT	XXX	45,849			45,849	
59. Subtotal	XXX		37,431,495			37,431,495	
90. Reporting entity contributions for employee benefits plans	XXX						
91. Dividends or refunds applied to purchase paid-up additions and annuities	XXX						
92. Dividends or refunds applied to shorten endowment or premium paying period	XXX						
93. Premium or annuity considerations waived under disability or other contract provisions	XXX	1,323,183				1,323,183	
94. Aggregate or other amounts not allocable by State	XXX						
95. Totals (Direct Business)	XXX	38,754,678				38,754,678	
96. Plus reinsurance assumed	XXX	21,855				21,855	
97. Totals (All Business)	XXX	38,776,533				38,776,533	
98. Less reinsurance ceded	XXX	10,101,678				10,101,678	
99. Totals (All Business) less Reinsurance Ceded	XXX	28,674,855		(c)		28,674,855	
DETAILS OF WRITE-INS							
58001. ZZZ Other Alien	XXX	45,849				45,849	
58002.	XXX						
58003.	XXX						
58998. Summary of remaining write-ins for Line 58 from overflow page	XXX						
58999. Totals (Lines 58001 through 58003 plus 58998)(Line 58 above)	XXX	45,849				45,849	
9401.	XXX						
9402.	XXX						
9403.	XXX						
9498. Summary of remaining write-ins for Line 94 from overflow page	XXX						
9499. Totals (Lines 9401 through 9403 plus 9498)(Line 94 above)	XXX						

(a) Active Status Counts:

1. L - Licensed or Chartered - Licensed insurance carrier or domiciled RRG 50
2. R - Registered - Non-domiciled RRGs
3. E - Eligible - Reporting entities eligible or approved to write surplus lines in the state
4. Q - Qualified - Qualified or accredited reinsurer
5. N - None of the above - Not allowed to write business in the state 7

(b) Explanation of basis of allocation by states, etc., of premiums and annuity considerations

Direct Ordinary life premiums are allocated by State on the basis of the address to which the premium notice is sent. *Premium or annuity considerations waived under disability or other contract provisions are shown in one sum on Line 93, Columns 2, 3, 4, 5, 6, and 7. ** All U.S. business must be allocated by state regardless of license status. NOTE:

Schedule T should not be used as the basis for the state guaranty association assessments.

(c) Column 4 should balance with Exhibit 1, Lines 6.4, 10.4 and 16.4, Col. 6, or with Schedule H, Part 1, Line 1, indicate which: Exhibit 1, Lines 6.4, 10.4, and 16.4, Col. 6.....

ANNUAL STATEMENT FOR THE YEAR 2023 OF THE NYLIFE INSURANCE COMPANY OF ARIZONA

SCHEDULE T - PART 2
INTERSTATE COMPACT - EXHIBIT OF PREMIUMS WRITTEN

Allocated by States and Territories

		Direct Business Only					6 Totals
		1 Life (Group and Individual)	2 Annuities (Group and Individual)	3 Disability Income (Group and Individual)	4 Long-Term Care (Group and Individual)	5 Deposit-Type Contracts	
States, Etc.							
1.	Alabama	AL	733,404				733,404
2.	Alaska	AK	357,033				357,033
3.	Arizona	AZ	698,209				698,209
4.	Arkansas	AR	229,628				229,628
5.	California	CA	6,802,533				6,802,533
6.	Colorado	CO	587,501				587,501
7.	Connecticut	CT	329,945				329,945
8.	Delaware	DE	128,866				128,866
9.	District of Columbia	DC	95,930				95,930
10.	Florida	FL	2,493,216				2,493,216
11.	Georgia	GA	1,226,661				1,226,661
12.	Hawaii	HI	149,148				149,148
13.	Idaho	ID	137,856				137,856
14.	Illinois	IL	1,259,959				1,259,959
15.	Indiana	IN	291,132				291,132
16.	Iowa	IA	330,552				330,552
17.	Kansas	KS	465,263				465,263
18.	Kentucky	KY	251,152				251,152
19.	Louisiana	LA	1,043,312				1,043,312
20.	Maine	ME	2,111				2,111
21.	Maryland	MD	743,572				743,572
22.	Massachusetts	MA	1,194,207				1,194,207
23.	Michigan	MI	531,728				531,728
24.	Minnesota	MN	313,187				313,187
25.	Mississippi	MS	277,699				277,699
26.	Missouri	MO	615,775				615,775
27.	Montana	MT	185,086				185,086
28.	Nebraska	NE	151,529				151,529
29.	Nevada	NV	368,927				368,927
30.	New Hampshire	NH	140,914				140,914
31.	New Jersey	NJ	2,104,212				2,104,212
32.	New Mexico	NM	400,043				400,043
33.	New York	NY	159,353				159,353
34.	North Carolina	NC	639,627				639,627
35.	North Dakota	ND	67,538				67,538
36.	Ohio	OH	674,642				674,642
37.	Oklahoma	OK	485,837				485,837
38.	Oregon	OR	435,350				435,350
39.	Pennsylvania	PA	1,115,641				1,115,641
40.	Rhode Island	RI	95,804				95,804
41.	South Carolina	SC	610,068				610,068
42.	South Dakota	SD	306,385				306,385
43.	Tennessee	TN	425,972				425,972
44.	Texas	TX	4,538,486				4,538,486
45.	Utah	UT	418,691				418,691
46.	Vermont	VT	60,559				60,559
47.	Virginia	VA	1,000,438				1,000,438
48.	Washington	WA	1,242,058				1,242,058
49.	West Virginia	WV	88,606				88,606
50.	Wisconsin	WI	266,286				266,286
51.	Wyoming	WY	112,945				112,945
52.	American Samoa	AS					
53.	Guam	GU					
54.	Puerto Rico	PR	665				665
55.	U.S. Virgin Islands	VI	405				405
56.	Northern Mariana Islands	MP					
57.	Canada	CAN					
58.	Aggregate Other Alien	OT	45,849				45,849
59.	Total		37,431,495				37,431,495

SCHEDULE Y - INFORMATION CONCERNING ACTIVITIES OF INSURER MEMBERS OF A HOLDING COMPANY GROUP

PART 1 - ORGANIZATIONAL CHART

The following entities are directly controlled by New York Life Insurance Company (Parent) (entities that are indented are directly controlled by the preceding entity).

New York Life Insurance and Annuity Corporation (91596) (DE)
 NYLIFE Insurance Company of Arizona (81353) (AZ)
 New York Life Enterprises LLC (See page 12.2 for entity's org chart) (DE)
 NYLIFE LLC (See page 12.2 for entity's org chart) (DE)
 NYL Investors LLC (See page 12.3 for entity's org chart) (DE)
 New York Life Investment Management Holdings LLC (See page 12.4 for entity's org chart) (DE)
 NYLife Real Estate Holdings LLC (See page 12.10 for entity's org chart) (DE)
 New York Life Group Insurance Company of NY (NY)
 Life Insurance Company of North America (PA)
 LINA Benefit Payments, Inc. (DE)
 New York Life Benefit Payments LLC (DE)
 NYL Real Assets LLC (DE)
 NYL Emerging Manager LLC (DE)
 NYL Wind Investments LLC (DE)
 NYLIC HKP Member LLC (DE)
 NYLIM Jacob Ballas India Holdings IV (MUS)
 Flatiron RR LLC (DE)
 Flatiron CLO 2013-1 -Ltd. (CYM)
 Flatiron CLO 2015-1 Ltd (CYM)
 Flatiron CLO 17 Ltd. (CYM)
 Flatiron CLO 18 Ltd. (CYM)
 Flatiron CLO 19 Ltd (CYM)
 Flatiron CLO 20 Ltd. (CYM)
 Flatiron CLO 21 Ltd. (CYM)
 Flatiron RR CLO 22 LLC (CYM)
 Flatiron CLO 24 Ltd. (CYM)
 Flatiron CLO 25 Ltd. (CYM)
 Flatiron CLO 26 Ltd. (NJ)
 Flatiron CLO 23 LLC. (DE)
 Flatiron RR LLC, Manager Series (DE Series LLC) (DE)
 Flatiron RR LLC, Retention Series (DE Series LLC) (DE)
 Stratford CDO 2001-1 Ltd. (CYM)
 Silver Spring, LLC (DE)
 Silver Spring Associates, L.P. (PA)
 SCP 2005-C21-002 LLC (DE)
 SCP 2005-C21-003 LLC (DE)
 SCP 2005-C21-006 LLC (DE)
 SCP 2005-C21-007-LLC (DE)
 SCP 2005-C21-008 LLC (DE)
 SCP 2005-C21-009 LLC (DE)
 SCP 2005-C21-017 LLC (DE)
 SCP 2005-C21-018 LLC (DE)
 SCP 2005-C21-021 LLC (DE)
 SCP 2005-C21-025 LLC (DE)
 SCP 2005-C21-031 LLC (DE)
 SCP 2005-C21-036 LLC (DE)
 SCP 2005-C21-041 LLC (DE)
 SCP 2005-C21-043 LLC (DE)

SCP 2005-C21-044 LLC (DE)
 SCP 2005-C21-048 LLC (DE)
 SCP 2005-C21-061 LLC (DE)
 SCP 2005-C21-063 LLC (DE)
 SCP 2005-C21-067 LLC (DE)
 SCP 2005-C21-069 LLC (DE)
 SCP 2005-C21-070 LLC (DE)
 NYMH-Ennis GP, LLC (DE)
 NYMH-Ennis, L.P. (TX)
 NYMH-Freeport GP, LLC (DE)
 NYMH-Freeport, L.P. (TX)
 NYMH-Houston GP, LLC (DE)
 NYMH-Houston, L.P. (TX)
 NYMH-Plano GP, LLC (DE)
 NYMH-Plano, L.P. (TX)
 NYMH-San Antonio GP, LLC (DE)
 NYMH-San Antonio, L.P. (TX)
 NYMH-Stephenville GP, LLC (DE)
 NYMH-Stephenville, L.P. (TX)
 NYMH-Taylor GP, LLC (DE)
 NYMH-Taylor, L.P. (TX)
 NYMH-Attleboro MA, LLC (DE)
 NYMH-Farmingdale, NY, LLC (DE)
 NYLMDC-King of Prussia GP, LLC (DE)
 NYLMDC-King of Prussia Realty, LP (DE)
 REEP-MF Salisbury Square Tower One TAF LLC (DE)
 REEP-DRP Salisbury Square Tower One TAB JV LLC (DE)
 Salisbury Square Tower One LLC (DE)
 2015 DIL PORTFOLIO HOLDINGS LLC (DE)
 PA 180 KOST RD LLC (DE)
 Cortlandt Town Center LLC (DE)
 REEP-1250 Forest LLC
 REEP-HZ SPENCER LLC (DE)
 REEP-IND 10 WEST AZ LLC (DE)
 REEP-IND 4700 Nall TX LLC (DE)
 REEP-IND Aegean MA LLC (DE)
 REEP-IND Alpha TX LLC (DE)
 REEP-IND MCP VIII NC LLC (DE)
 REEP-IND CHINO CA LLC (DE)
 REEP-IND FRANKLIN MA HOLDER LLC (DE)
 REEP-IND FREEDOM MA LLC (DE)
 REEP-IND Fridley MN LLC (MN)
 REEP-IND Kent LLC (DE)
 REEP-IND LYMAN MA LLC (DE)
 REEP-IND MCP II NC LLC (DE)
 REEP-IND MCP IV NC LLC (DE)
 REEP-IND MCP V NC LLC (DE)

SCHEDULE Y - INFORMATION CONCERNING ACTIVITIES OF INSURER MEMBERS OF A HOLDING COMPANY GROUP

PART 1 - ORGANIZATIONAL CHART

New York Life Insurance Company (Parent) (continued)

REEP-IND MCP VII NC LLC (DE)
 REEP-IND MCP III OWNER NC LLC (DE)
 REEP-IND MCP West NC LLC (DE)
 REEP-IND RTG NC LLC (DE)
 REEP-IND STANFORD COURT LLC (DE)
 REEP-IND Valley View TX LLC (DE)
 REEP-IND Valwood TX LLC (DE)
 REEP-MF 960 East Paces Ferry GA LLC (DE)
 REEP-MF 960 EPF Opco GA LLC (DE)
 REEP-MF Emblem DE LLC (DE)
 REEP-MF Gateway TAF UT LLC (DE)
 REEP-WP Gateway TAB JV LLC (DE)
 REEP-MF Mount Vernon GA LLC (DE)
 REEP-MF Mount Laurel NJ LLC (DE)
 REEP-MF NORTH PARK CA LLC (DE)
 REEP-AVERY OWNER LLC (DE)
 REEP-MF One City Center NC LLC (DE)
 REEP-MF Verde NC LLC (DE)
 REEP-MF Wallingford WA LLC (DE)
 REEP-MF STEWART AZ OLDER LLC (DE)
 REEP-MF STEWART AZ (DE)
 REEP-OFC Aspect OR LLC (DE)
 REEP-OFC Bellevue WA LLC (DE)
 REEP-OFC Financial Center FL LLC (DE)
 REEP-OFC WATER RIDGE NC HOLDCO LLC (DE)
 REEP-OFC ONE WATER RIDGE NC LLC (DE)
 REEP-OFC TWO WATER RIDGE NC LLC (DE)
 REEP-OFC FOUR WATER RIDGE NC LLC (DE)
 REEP-OFC FIVE WATER RIDGE NC LLC (DE)
 REEP-OFC SIX WATER RIDGE NC LLC (DE)
 REEP-OFC SEVEN WATER RIDGE NC LLC (DE)
 REEP-OFC EIGHT WATER RIDGE NC LLC (DE)
 REEP-OFC NINE WATER RIDGE NC LLC (DE)
 REEP-OFC TEN WATER RIDGE NC LLC (DE)
 REEP-OFC ELEVEN WATER RIDGE NC LLC (DE)
 REEP-MF FOUNTAIN PLACE MN LLC (DE)
 REEP-MF FOUNTAIN PLACE LLC (DE)
 REEP-MF Park-Line FL LLC (DE)
 REEP-OFC 2300 Empire CA LLC (DE)
 REEP-IND 10 WEST II AZ LLC (DE)
 REEP-IND MCP WEST NC LLC
 Cumberland Properties LLC
 REEP-RTL Flemington NJ LLC (DE)
 REEP-RTL Mill Creek NJ LLC (DE)
 REEP-RTL NPM GA LLC (DE)
 REEP OFC 515 Post Oak TX LLC (DE)
 REEP-RTL DTC VA LLC (DE)
 REEP-RTL DTC-S VA LLC (DE)

REEP-2023 PH 1 LLC (DE)
 REEP-2023 PH 2 LLC (DE)
 REEP-2023 PH 3 LLC (DE)
 REEP-2023 PH 4 LLC (DE)
 REEP-2023 PH 5 LLC (DE)
 REEP-2023 PH 6 LLC (DE)
 REEP-2023 PH 7 LLC (DE)
 REEP-2023 PH 8 LLC (DE)
 REEP-2023 PH 9 LLC (DE)
 REEP-2023 PH 10 LLC (DE)
 REEP-2023 PH 11 LLC (DE)
 REEP-2023 PH 12 LLC (DE)
 REKA 51M HOLDINGS, LLC (DE)
 NJIND Raritan Center LLC (DE)
 NJIND Talmadge Road LLC (DE)
 NJIND Melrich Road LLC (DE)
 FP Building 18, LLC (DE)
 FP Building 19, LLC (DE)
 Enclave CAF, LLC (DE)
 Summitt Ridge Apartments, LLC (DE)
 PTC Acquisitions, LLC (DE)
 Martingale Road LLC (DE)
 NYLIC HKP MEMBER LLC (DE)
 NYLIC HKP VENTURE LLC (DE)
 NYLIC HKP REIT LLC (DE)
 New York Life Funding (CYM)
 New York Life Global Funding (DE)
 Government Energy Savings Trust 2003-A (NY)
 UFI-NOR Federal Receivables Trust, Series 2009B (NY)
 JREP Fund Holdings I, L.P. (CYM)
 Jaguar Real Estate Partners L.P. (CYM)
 NYLIFE Office Holdings Member LLC (DE)
 NYLIFE Office Holdings LLC (DE)
 NYLIFE Office Holdings REIT LLC (DE)
 REEP-OFC DRAKES LANDING CA LLC (DE)
 REEP-OFC CORPORATE POINTE CA LLC (DE)
 REEP-OFC VON KARMAN CA LLC (DE)
 REEP-OFC ONE BOWDOIN SQUARE MA LLC (DE)
 REEP-OFC 525 N Tryon NC LLC (DE)
 525 Charlotte Office LLC (DE)
 REEP-IMPIC OFC PROMINENCE ATLANTA LLC (DE)
 REEP-IMPIC OFC 24th CAMELBACK AZ LLC (DE)
 NYLIFE Office Holdings Acquisition REIT LLC (DE)
 REEP-OFC Westory DC LLC (DE)
 Skyhigh SPV Note Issuer 2020 Parent Trust (DE)
 Skyhigh SPV Note Issuer 2020 LLC (DE)
 Sol Invictus Note Issuer 2021-1 LLC (DE)
 Veritas Doctrina Note Issuer SPV LLC (DE)

**SCHEDULE Y - INFORMATION CONCERNING ACTIVITIES OF INSURER MEMBERS OF A HOLDING COMPANY GROUP
PART 1 - ORGANIZATIONAL CHART**

New York Life Insurance Company (Parent) (continued)

MSSIV NYL Investor Member LLC (DE)
MSVEF Investor LLC (DE)
 MSVEF Feeder LP (DE)
 MSVEF REIT LLC (DE)
 Madison Square Value Enhancement Fund LP (DE)
 MSVEF-MF Evanston GP LLC (DE)
 MSVEF-MF Evanston IL LP (DE)
 MSVEF-OFC WFC Tampa GP LLC (DE)
 MSVEF-OFC WFC Tampa FL LP (DE)
 MSVEF-FG WFC Tampa JV LP (DE)
 MSVEF-OFC WFC Tampa PO GP LLC (DE)
 MSVEF-FG WFC Property Owner LP (DE)
 MSVEF-IND Commerce 303 GP LLC (DE)
 MSVEF-IND Commerce 303 AZ LP (DE)
 MSVEF-SW Commerce 303 JV LP (DE)
 MSVEF-MF Pennbrook Station GP LLC (DE)
 MSVEF- Pennbrook Station PA LP (DE)
 MSVEF-MF Burrough's Mill GP LLC (DE)
 MSVEF-MF Burrough's Mill NJ LP (DE)
 MSVEF-MF Gramercy JV GP LLC (Delaware)
 MSVEF-MF Gramercy OH LP (DE)
 MSVEF-CR Gramercy JV LP (DE)

**SCHEDULE Y - INFORMATION CONCERNING ACTIVITIES OF INSURER MEMBERS OF A HOLDING COMPANY GROUP
PART 1 - ORGANIZATIONAL CHART**

New York Life Enterprises LLC

SEAF Sichuan SME Investment Fund LLC (DE)
New York Life International Holdings Limited (MUS)
 Max Estates Ltd.(India)
 Max I Ltd. (IND)
 Max Assets Services Ltd. (IND)
 Max Square Limited (IND)
 Pharmax Corporation Ltd. (IND)
 Max Towers Pvt. Ltd. (IND)
 Max Estates 128 Pvt. Ltd. (IND)
 Max Estates Gurgaon Ltd. (India)
 Acreage Builders Pvt. Ltd. (IND)
NYL Cayman Holdings Ltd. (CYM)
 NYL Worldwide Capital Investments LLC (DE)
Seguros Monterrey New York Life, S.A. de C.V. (MEX)
 Administradora de Conductos SMNYL, S.A. de C.V. (MEX)
 Agencias de Distribucion SMNYL, S.A. de C.V. (MEX)
 Inmobiliaria SMNYL, S.A. de C.V. (MEX)

NYLIFE LLC

Eagle Strategies LLC (DE)
New York Life Capital Corporation (DE)
New York Life Trust Company (NY)
NYLIFE Securities LLC (DE)
NYLINK Insurance Agency Incorporated (DE)
NYLUK I Company (GBR)
 NYLUK II Company (GBR)
 Gresham Mortgage (GBR)
 W Construction Company (GBR)
 WUT (GBR)
 WIM (AIM) (GBR)

SCHEDULE Y - INFORMATION CONCERNING ACTIVITIES OF INSURER MEMBERS OF A HOLDING COMPANY GROUP

PART 1 - ORGANIZATIONAL CHART

NYL Investors LLC

NYL Investors U.K. Limited (GBR)
 NYL Investors REIT Manager LLC (DE)
 NYL Investors NCVAD II GP, LLC (DE)
 McMorgan Northern California Value Add/Development Fund II, LP (DE)
 MNCVAD II-MF HENLEY CA LLC (DE)
 MNCVAD II-SP HENLEY JV LLC (DE)
 MNCVAD II-SP HENLEY OWNER LLC (DE)
 MNCVAD II-OFC 770 L Street CA LLC (DE)
 MNCVAD II-MF UNION CA LLC (DE)
 MNCVAD II- HOLLIDAY UNION JV LLC (DE)
 MNCVAD II-OFC HARBORS CA LLC (DE)
 MNCVAD II-SEAGATE HARBORS LLC (DE)
 MNCVAD II-OFC 630 K Street CA LLC (DE)
 MNCVAD II-IND SHILOH CA LLC (DE)
 MNCVAD II-BIG SHILOH JV LLC (DE)
 MSSDF GP LLC (DE)
 MSSDF II LLC (DE)
 MSSDF II Member LLC (DE)
 Madison Square Structured Debt Fund II LP (DE)
 MSSDF REIT II (DE)
 MSSDF Member LLC (DE)
 Madison Square Structured Debt Fund LP (DE)
 MSSDF REIT LLC (DE)
 MSSDF REIT Funding Sub I LLC (DE)
 MSSDF REIT Funding Sub II LLC (DE)
 MSSDF REIT Funding Sub III LLC (DE)
 MSSDF REIT Funding Sub IV LLC (DE)
 MSSDF REIT Funding Sub V LLC (DE)
 MSSDF REIT Funding Sub VI LLC (DE)
 MSSDF REIT Funding Sub VII LLC (DE)
 MSSDF-OFCB Voss San Felipe LLC (DE)
 MSSDF-OFCB Woodway LLC (DE)MSSIV GP LLC (DE)
 MSSDF -OFCB Hanover LLC (DE)
 MSSDF _OFCB El Segundo LLC (DE)
 Madison Square Strategic Investments Venture LP (DE)
 MSSIV REIT Manager LLC (DE)
 Madison Square Strategic Investments Venture REIT LLC (Delaware)
 MSVEF GP LLC (DE)
 MCPF GP LLC (DE)
 Madison Core Property Fund LP (DE)
 MCPF Holdings Manager LLC (DE)
 MCPF MA Holdings LLC (DE)
 MCPF Holdings LLC (DE)
 MADISON-IND TAMARAC FL LLC (DE)
 MADISON-OFC BRICKELL FL LLC (DE)
 MADISON-IND POWAY CA LLC (DE)
 MADISON-LPC POWAY JV LLC (DE)

MADISON-MF GRANARY FLATS TX LLC (DE)
 MADISON-AO GRANARY FLATS JV LLC (DE)
 MADISON-AO GRANARY FLATS OWNER LLC (DE)
 MADISON-IND 2080 ENTERPRISE CA LLC (DE)
 MADISON-IND CLAWITER CA LLC (DE)
 MADISON-REDCO CLAWITER JV LLC (DE)
 MADISON-IND ENTERPRISE RIALTO CA LLC (DE)
 MIREF Mill Creek, LLC (DE)
 MIREF Gateway, LLC (DE)
 MIREF Gateway Phases II and III, LLC (DE)
 MIREF Delta Court, LLC (DE)
 MIREF Fremont Distribution Center, LLC (DE)
 MIREF Century, LLC (DE)
 MIREF Newpoint Commons, LLC (DE)
 MIREF Northsight, LLC (DE)
 MIREF Riverside, LLC (DE)
 Barton's Lodge Apartments, LLC (DE)
 MIREF 101 East Crossroads, LLC (DE)
 101 East Crossroads, LLC (DE)
 MIREF Hawthorne, LLC (DE)
 MIREF Auburn 277, LLC (DE)
 MIREF Sumner North, LLC (DE)
 MIREF Wellington, LLC (DE)
 MIREF Warner Center, LLC (DE)
 MADISON-MF Duluth GA LLC (DE)
 MADISON-OFC Centerstone I CA LLC (DE)
 MADISON-OFC Centerstone III CA LLC (DE)
 MADISON-MOB Centerstone IV CA LLC (DE)
 MADISON-OFC Centerpoint Plaza CA LLC (DE)
 MADISON-IND Logistics NC LLC (DE)
 MCPF-LRC Logistics LLC (DE)
 MADISON-MF Desert Mirage AZ LLC (DE)
 MADISON-OFC One Main Place OR LLC (DE)
 MADISON-MF Hoyt OR LLC (DE)
 MADISON-RTL Clifton Heights PA LLC (DE)
 MADISON-IND Locust CA LLC (DE)
 MADISON-OFC Weston Pointe FL LLC (DE)
 MADISON-MF MCCADDEN CA LLC (DE)
 MADISON-OFC 1201 WEST IL LLC (DE)
 MADISON-MCCAFFERY 1201 WEST IL LLC (DE)
 MADISON-MF CRESTONE AZ LLC (DE)
 MADISON-MF TECH RIDGE TX LLC (DE)
 MADISON-RTL SARASOTA FL, LLC (DE)
 MADISON-MOB CITRACADO CA LLC (DE)
 MADISON-ACG THE MEADOWS WA LLC (DE)
 MADISON-MF THE MEADOWS JV LLC (DE)
 MADISON-ACG THE MEADOWS OWNER LLC (DE)
 Madison-MF Osprey QRS Inc. (DE)
 Madison-MF Osprey NC GP LLC (DE)
 Madison-MF Osprey NC LP (DE)
 Madison -IND LNDR Tabor Road NJ LLC (DE)

SCHEDULE Y - INFORMATION CONCERNING ACTIVITIES OF INSURER MEMBERS OF A HOLDING COMPANY GROUP

PART 1 - ORGANIZATIONAL CHART

New York Life Investment Management Holdings LLC

<p>Bow River Advisers, LLC (DE) New York Life Investment Management Asia Limited (Cayman Islands) MacKay Shields LLC (DE) MacKay Shields Emerging Markets Debt Portfolio (DE) MacKay Shields Core Plus Opportunities Fund GP LLC (DE) MacKay Shields Core Plus / Opportunities Fund LP (DE) MacKay Municipal Managers Opportunities GP LLC (DE) MacKay Municipal Opportunities Master Fund, L.P. (DE) MacKay Municipal Opportunities Fund, L.P. (DE) MacKay Municipal Managers Credit Opportunities GP, LLC (DE) MacKay Municipal Credit Opportunities Master Fund, L.P. (DE) MacKay Municipal Credit Opportunities Fund, L.P. (DE) MacKay Municipal Credit Opportunities HL Fund, L.P. (DE) MacKay Municipal Managers Credit Opportunities HL (Cayman) GP LLC (CYM) MacKay Municipal Credit Opportunities HL (Cayman) Fund, LP (CYM) MacKay Municipal Short Term Opportunities Fund GP LLC (DE) MacKay Municipal Short Term Opportunities Fund LP (DE) Plainview Funds plc (IRL) Plainview Funds plc – MacKay Shields Strategic Bonds Portfolio (IRL) Plainview Funds plc-MacKay Shields Structured Products Opportunities Portfolio (IRL) Plainview Funds plc – MacKay Shields Emerging Markets Debt Portfolio (IRL) MacKay Shields High Yield Active Core Fund GP LLC (DE) MacKay Shields High Yield Active Core Fund LP (DE) MacKay Shields Defensive Bond Arbitrage Fund Ltd. (BMU) MacKay Shields Core Fixed Income Fund GP LLC (DE) MacKay Shields Core Fixed Income Fund LP (DE) MacKay Shields Select Credit Opportunities Fund GP LLC (DE) MacKay Shields Select Credit Opportunities Fund LP (DE) MacKay Shields (International) Ltd. (GBR) MacKay Shields (Services) Ltd. (GBR) MacKay Shields UK LLP (GBR) MacKay Municipal Managers California Opportunities GP LLC (DE) MacKay Municipal California Opportunities Fund, L.P. (DE) MacKay Municipal New York Opportunities GP LLC (DE) MacKay Municipal New York Opportunities Fund, L.P. (DE) MacKay Municipal Opportunity HL Fund, L.P. (DE) MacKay Municipal Capital Trading GP LLC (DE) MacKay Municipal Capital Trading Master Fund, L.P. (DE) MacKay Municipal Capital Trading Fund, L.P. (DE) MacKay Municipal Managers Strategic Opportunities GP LLC (DE) MacKay Municipal Strategic Opportunities Fund, L.P. (DE) MacKay Shields Intermediate Bond Fund GP LLC (DE) MacKay Shields Intermediate Bond Fund LP (DE) MacKay Municipal Managers Opportunities Allocation GP LLC (DE) MacKay Municipal Opportunities Allocation Master Fund LP (DE) MacKay Municipal Opportunities Allocation Fund A LP (DE) MacKay Municipal Opportunities Allocation Fund B LP (DE) MacKay Municipal Managers U.S. Infrastructure - Opportunities GP LLC (DE)</p>	<p>MacKay Municipal U.S. Infrastructure Opportunities Fund LP (DE) MacKay Municipal Managers High Yield Select GP LLC (DE) MacKay Municipal High Yield Select Fund LP (DE) MacKay Flexible Income Fund GP LLC (DE) MacKay Flexible Income Fund LP (DE) MacKay Municipal Managers High Income Opportunities GP LLC (DE) MacKay Municipal High Income Opportunities Fund LP (DE) Cascade CLO Manager LLC (DE) MKS CLO Holdings GP LLC (DE) MKS CLO Holdings, LP (CYM) MKS CLO Advisors, LLC (DE) MacKay Shields Europe Investment Management Limited (IRL) MKS Global Sustainable Emerging Markets Equities Fund GP LLC (DE) Candriam Global Sustainable Emerging Markets Equities Fund LP (DE) MKS Global Emerging Markets Equities Fund GP LLC (DE) Candriam Global Emerging Markets Equities Fund LP (DE) MacKay Shields Series Fund Managing Member LLC (DE) Mackay Shield Series Fund (DE) MacKay Shields Emerging Markets Sovereign Debt Feeder Fund LP (DE) MCF Optimum Sub LLC (DE) Apogem Capital LLC (DE) Madison Capital Funding LLC (DE) MCF Co-Investment GP LLC (DE) MCF Co-Investment GP LP (DE) Madison Capital Funding Co-Investment Fund LP (DE) Madison Avenue Loan Fund GP LLC (DE) Madison Avenue Loan Fund LP (DE) MCF Fund I LLC (DE) MCF Hanwha Fund LLC (DE) Ironshore Investment BL I Ltd. (BMU) MCF CLO IV LLC (DE) MCF CLO V LLC (DE) MCF CLO VI LLC (DE) MCF CLO VII LLC (DE) MCF CLO VIII Ltd. (DE) MCF CLO VIII LLC (DE) MCF CLO IX Ltd. (CYM) MCF CLO IX LLC (DE) MCF CLO 10 Ltd. (NJ) MCF CLO 10 LLC (DE) MCF KB Fund LLC (DE) MCF KB Fund II LLC (DE) MC KB Fund III LLC (DE) MCF Hyundai Fund LLC (DE) Apogem Direct Lending Hyundai Fund 2 LLC (DE) Apogem Direct Lending Levered Fund 2023-1 LLC (DE) Apogem Direct Lending Loan Portfolio 2023 LLC (DE) Apogem Umbrella (Cayman Islands)</p>
---	---

SCHEDULE Y - INFORMATION CONCERNING ACTIVITIES OF INSURER MEMBERS OF A HOLDING COMPANY GROUP

PART 1 - ORGANIZATIONAL CHART

New York Life Investment Management Holdings LLC (continued)

<p>Apogem Direct Lending Nighthawk Fund (Cayman Islands) Apogem US Direct Lending Limited I (Cayman Islands) Apogem SRL 2 LLC (DE) MCF Senior Debt Fund – 2020 LP (CYM) MCF Mezzanine Carry I LLC (DE) MCF Mezzanine Fund I LLC (DE) MCF PD Fund GP LLC (DE) MCF PD Fund LP (DE) MCF Senior Debt Funds 2019-I GP LLC (DE) MCF Senior Debt Fund 2019-I LP (DE) Warwick Seller Representative, LLC (DE) New York Life Capital Partners III GenPar GP, LLC (DE) New York Life Capital Partners IV GenPar GP, LLC (DE) New York Life Capital Partners IV GenPar, L.P. (DE) New York Life Capital Partners IV, L.P. (DE) GoldPoint Core Opportunities Fund, L.P. (DE) GoldPoint Core Opportunities Fund II L.P. (DE) GoldPoint Mezzanine Partners IV GenPar GP, LLC (DE) GoldPoint Mezzanine Partners IV GenPar, LP (DE) GoldPoint Mezzanine Partners Co-Investment Fund A, LP (DE) GoldPoint Mezzanine Partners IV, LP (DE) (“GPPIVLP”) GPP Mezz IV A Blocker LP (DE) (“GPPMBA”) GPP Mezz IV A Preferred Blocker LP (DE) GPP Mezz IV B Blocker LP (DE) (“GPPMBB”) GPP Mezz IV C Blocker LP (DE) (“GPPMBC”) GPP Mezz IV D Blocker LP (DE) (“GPPMBD”) GPP Mezz IV ECI Aggregator, LP (DE) GPP Mezz IV F Blocker LP (DE) GPP Mezz IV G Blocker LP (DE) GPP Mezz IV H Blocker LP (DE) GPP Mezz IV I Blocker LP (DE) GoldPoint Mezzanine Partners Offshore IV, L.P. (CYM) GoldPoint Partners Co-Investment V GenPar GP LLC (DE) GoldPoint Partners Co-Investment V GenPar, L.P. (DE) GoldPoint Partners Co-Investment Fund A, LP (DE) GoldPoint Partners Co-Investment V, LP (DE) GPP V - ECI Aggregator LP (DE) GPP V G Blocker Holdco LP (DE) GoldPoint Partners Private Debt V GenPar GP, LLC (DE) GoldPoint Partners Private Debt Offshore V, LP (CYM) GPP Private Debt V RS LP (DE) GoldPoint Partners Private Debt V GenPar, LP (DE) GoldPoint Partners Private Debt V, LP (DE) GPP PD V A Blocker LLC (DE) GPP Private Debt V-ECI Aggregator LP (DE) GPP PD V B Blocker LLC (DE) GPP PD V D Blocker LLC (DE) GPP LuxCo V GP Sarl (LUX)</p>	<p>GoldPoint Partners Select Manager III GenPar GP, LLC (DE) GoldPoint Partners Select Manager III GenPar, L.P. (CYM) GoldPoint Partners Select Manager Fund III, L.P. (CYM) GoldPoint Partners Select Manager Fund III AIV, L.P. (DE) GoldPoint Partners Select Manager IV GenPar GP, LLC (DE) GoldPoint Partners Select Manager IV GenPar, L.P. (DE) GoldPoint Partners Select Manager Fund IV, L.P. (DE) GoldPoint Partners Select Manager V GenPar GP, LLC (DE) GoldPoint Partners Select Manager V GenPar, L.P. (DE) GoldPoint Partners Select Manager Fund V, L.P. (DE) GoldPoint Partners Canada V GenPar Inc. (CAN) GoldPoint Partners Select Manager Canada Fund V, L.P. (CAN) GoldPoint Partners Canada III GenPar Inc (CAN) GoldPoint Partners Select Manager Canada Fund III, L.P. (CAN) GoldPoint Partners Canada IV GenPar Inc. (CAN) GoldPoint Partners Select Manager Canada Fund IV, L.P. (CAN) GoldPoint Partners Co-Investment VI GenPar GP LLC (DE) GoldPoint Partners Co-Investment VI GenPar, LP (DE) GoldPoint Partners Co-Investment VI, LP (DE) GPP VI – ECI Aggregator LP (DE) GPP VI Blocker A LLC (DE) GPP VI Blocker B LLC (DE) GPP VI Blocker C LLC (DE) GPP VI Blocker D LLC (DE) GPP VI Blocker E LLC (DE) GPP VI Blocker F LLC (DE) GPP VI Blocker G LLC (DE) GPP VI Blocker H LLC (DE) GPP VI Blocker I LLC (DE) Apogem Co-Invest VII GenPar, GP LLC (DE) Apogem Co-Invest VII GenPar, LP (DE) Apogem Co-Investment VII, LP (DE) GoldPoint Private Credit GenPar GP, LLC (DE) GoldPoint Private Credit Fund, LP (DE) GoldPoint Partners Canada GenPar, Inc. (CAN) NYLCAP Canada II GenPar, Inc. (CAN) NYLCAP Select Manager Canada Fund II, L.P. (CAN) NYLIM Mezzanine Partners II GenPar GP, LLC (DE) NYLIM Mezzanine Partners II GenPar, LP (DE) NYLCAP Mezzanine Partners III GenPar GP, LLC (DE) NYLCAP Mezzanine Partners III GenPar, LP (DE) NYLCAP Mezzanine Partners III, LP (DE) NYLCAP Mezzanine Offshore Partners III, L.P. (CYM) NYLCAP Select Manager GenPar, LP (DE) NYLCAP Select Manager II GenPar GP, LLC (DE) NYLCAP Select Manager II GenPar, L.P. (CYM) NYLCAP Select Manager Fund II, L.P. (CYM) NYLCAP India Funding LLC (DE)</p>
---	--

SCHEDULE Y - INFORMATION CONCERNING ACTIVITIES OF INSURER MEMBERS OF A HOLDING COMPANY GROUP

PART 1 - ORGANIZATIONAL CHART

New York Life Investment Management Holdings LLC (continued)

NYLIM-JB Asset Management Co. (Mauritius) LLC (MUS)
 New York Life Investment Management India Fund II, LLC (MUS)
 New York Life Investment Management India Fund (FVCI) II, LLC (MUS)
 NYLCAP India Funding III LLC (DE)
 NYLIM-Jacob Ballas Asset Management Co. III, LLC (MUS)
 NYLIM Jacob Ballas India Fund III, LLC (MUS)
 NYLIM Jacob Ballas I India (FVCI) III, LLC (MUS)
 NYLIM Jacob Ballas India (FII) III, LLC (MUS)
 Evolve Asset Management, Ltd. (CYM)
 EIF Managers Limited (MUS)
 EIF Managers II Limited (MUS)
 AHF V (S) GenPar LP (DE)
 AHF V ECI Aggregator LP (DE)
 AHF V GenPar GP LLC (DE)
 AHF V GenPar LP (DE)
 AHF VI (S) GenPar LP (DE)
 AHF VI ECI Aggregator LP (DE)
 AHF VI GenPar GP LLC (DE)
 AHF VI GenPar LP (DE)
 Apogem Heritage Fund V (S) LP (DE)
 Apogem Heritage Fund V LP (DE)
 Apogem Heritage Fund VI (S) LP (DE)
 Apogem Heritage Fund VI LP (DE)
 Tetra Opportunities Partners (DE)
 BMG PAMP GP, LLC (DE)
 BMG PA Private Markets (Delaware) LP (DE)
 BMG Private Markets (Cayman) LP (CYM)
 Private Advisors Special Situations LLC (DE)
 PACD MM, LLC (DE)
 PA Capital Direct, LLC (DE)
 ApCap Strategic Partnership I LLC (Delaware)
 PA Credit Program Carry Parent, LLC (DE)
 PA Credit Program Carry, LLC (DE)
 PACIF Carry Parent, LLC (DE)
 PACIF Carry, LLC (DE)
 PACIF GP, LLC (DE)
 Private Advisors Coinvestment Fund, LP (DE)
 PACIF II GP, LLC (DE)
 Private Advisors Coinvestment Fund II, LP (DE)
 PACIF II Carry Parent, LLC (DE)
 PACIF II Carry, LLC (DE)
 PACIF III GP, LLC (DE)
 Private Advisors Coinvestment Fund III, LP (DE)
 PACIF III Carry Parent, LLC (DE)
 PACIF III Carry, LLC (DE)
 PACIF IV GP, LLC (DE)
 Private Advisors Coinvestment Fund IV, LP (DE)
 PACIF IV Carry Parent, LLC (DE)

PACIF IV Carry, LLC (DE)
 PAMMF GP, LLC (DE)
 PA Middle Market Fund, LP (DE)
 PASCBF III GP, LLC (DE)
 Private Advisors Small Company Buyout Fund III, LP (DE)
 PASCBF IV GP, LLC (DE)
 Private Advisors Small Company Buyout Fund IV, LP (DE)
 PASCBF IV Carry Parent, LLC (DE)
 PASCBF IV Carry, LLC (DE)
 PASCBF V GP, LLC (DE)
 Private Advisors Small Company Buyout Fund V, LP (DE)
 Private Advisors Small Company Buyout V-ERISA Fund, LP (DE)
 PASCBF V Carry Parent, LLC (DE)
 PASCBF V Carry, LLC (DE)
 PASCPEF VI Carry Parent, LLC (DE)
 PASCPEF VI Carry, LLC (DE)
 PASCPEF VI GP, LLC (DE)
 Private Advisors Small Company Private Equity Fund VI, LP (DE)
 Private Advisors Small Company Private Equity Fund VI (Cayman), LP (CYM)
 PASCPEF VII GP, LLC (DE)
 Private Advisors Small Company Private Equity Fund VII, LP (DE)
 Private Advisors Small Company Private Equity Fund VII (Cayman), LP (CYM)
 PASCPEF VII Carry Parent, LLC (DE)
 PASCPEF VII Carry, LLC (DE)
 PASCPEF VIII GP, LLC (DE)
 Private Advisors Small Company Private Equity Fund VIII, LP (DE)
 Private Advisors Small Company Private Equity Fund VIII (Cayman), LP (CYM)
 PASCPEF IX GP, LLC (DE)
 PA Small Company Private Equity Fund IX, LP (DE)
 PA Small Company Private Equity Fund IX, (Cayman) LP (CYM)
 APEF X GP, LLC (DE)
 Apogem Private Equity Fund X, LP (DE)
 Cuyahoga Capital Partners IV Management Group LLC (DE)
 Cuyahoga Capital Partners IV LP (DE)
 Cuyahoga Capital Emerging Buyout Partners Management Group LLC (DE)
 Cuyahoga Capital Emerging Buyout Partners LP (DE)
 PA Real Assets Carry Parent, LLC (DE)
 PA Real Assets Carry, LLC (DE)
 PA Real Assets Carry Parent II, LLC (DE)
 PA Real Assets Carry II, LLC (DE)
 PA Emerging Manager Carry Parent, LLC (DE)
 PA Emerging Manager Carry, LLC (DE)
 PA Emerging Manager Carry Parent II, LLC (DE)
 PA Emerging Manager Carry II, LLC (DE)
 RIC I GP, LLC (DE)
 Richmond Coinvestment Partners I, LP (DE)
 RIC I Carry Parent, LLC (DE)
 RIC I Carry, LLC (DE)

SCHEDULE Y - INFORMATION CONCERNING ACTIVITIES OF INSURER MEMBERS OF A HOLDING COMPANY GROUP

PART 1 - ORGANIZATIONAL CHART

New York Life Investment Management Holdings LLC (continued)

<p>PASF V GP, LLC (DE) Private Advisors Secondary Fund V, LP (DE) PASF V Carry, LLC (DE) PASF V Carry Parent, LLC (DE) PASF VI GP, LLC (DE) PA Secondary Fund VI, LP (DE) PA Secondary Fund VI Coinvestments, LP (DE) PA Secondary Fund VI (Cayman), LP (CYM) PARAF GP, LLC (DE) Private Advisors Real Assets Fund, LP (DE) PARAF Carry Parent, LLC (DE) PARAF Carry, LLC (DE) PASCCIF GP, LLC (DE) Private Advisors Small Company Coinvestment Fund, LP (DE) Private Advisors Small Company Coinvestment Fund-ERISA, LP (DE) PASCCIF II GP, LLC (DE) PA Small Company Coinvestment Fund II, LP (DE) PA Small Company Coinvestment Fund II (Cayman), LP (CYM) PASCCIF Carry Parent, LLC (DE) PASCCIF Carry, LLC (DE) PARAF II GP LLC (DE) Private Advisors Real Assets Fund II, LP (DE) PARAF III GP, LLC (DE) PA Real Assets Fund III, LP (DE) SAF GP LLC (DE) Social Advancement Fund, LP (DE) Washington Pike GP, LLC (DE) Washington Pike LP (DE) RidgeLake Partners GP, LLC (DE) RidgeLake Partners, LP (DE) RidgeLake Co-Investment Partners, LP (DE) NYLCAP Holdings (Mauritius) (MUS) Jacob Ballas India Private Limited (MUS) Industrial Assets Holdings Limited (MUS) JB Cerestra Investment Management LLP (MUS) NYLIM Service Company LLC (DE) NYL Workforce GP LLC (DE) New York Life Investment Management LLC (DE) NYLIM Fund II GP, LLC (DE) NYLIM-TND, LLC (DE) WFHG, GP LLC (DE) Workforce Housing Fund I-2007, LP (DE) Index IQ Holdings LLC. (DE) IndexIQ LLC (DE) IndexIQ Trust (DE) IndexIQ Advisors LLC (DE) IndexIQ Active ETF Trust (DE) MacKay ESG Core Plus Bond ETF (DE)</p>	<p>IQ MacKay California Municipal Intermediate ETF (DE) IQ MacKay ESG High Income ETF IQ Winslow Focused Large Cap Growth ETF IQ Winslow Large Cap Growth ETF IndexIQ ETF Trust (DE) IQ 50 Percent Hedged FTSE International ETF (DE) IQ 500 International ETF (DE) IQ US Small Cap ETF (DE) IQ Clean Oceans ETF (DE) IQ Cleaner Transport ETF (DE) IQ Engender Equality ETF (DE) IQ FTSE International Equity Currency Neutral ETF IQ Global Equity R&D Leaders ETF (DE) IQ Healthy Hearts ETF (DE) IQ Candriam International Equity ETF (DE) IQ Candriam U.S. Mid Cap Equity ETF IQ Candriam US Large Cap Equity ETF (DE) IQ U.S. Large Cap R&D Leaders ETF (DE) New York Life Investment Management Holdings International (LUX) New York Life Investment Management Holdings II International (LUX) Candriam Group (LUX) CGH UK Acquisition Company Limited (GBR) Tristan Equity Partners (GP) Limited (UK) Tristan Equity Partners LP (UK) Tristan Equity Pool Partners (GP) Limited (UK) Tristan Equity Pool Partners LP (UK) Tristan Capital Partners Holdings Limited (GBR) TIPS One Co-Investment GP Sarl (LUX) TIPS Co-Investment SCSp (LUX) TCP Incentive Partners (GP) Sarl (LUX) TCP Incentive Partners SCSp (LUX) TCP Co-Investment GP Sarl (LUX) TCP Co-Investment SCSp (LUX) CCP III Co-Investment (GP) Limited (GBR) CCP III Co-Investment LP (GBR) CCP IV Co-Investment LP (GBR) EPISO 3 Co-Investment LP (GBR) EPISO 4 Co-Investment LLP (GBR) EPISO 4 (GP) LLP (UK) EPISO 4 Incentive Partners LLP (GBR) CCP 5 Co-Investment LLP (GBR) Tristan (Holdings) Limited UK Tristan Capital Limited (GBR) Tristan Capital Partners LLP (GBR) CCP III (GP) LLP (GBR) CCP III Incentive Partners (GP) Limited (GBR) CCP III Incentive Partners LP (GBR) CCP IV Incentive Partners LP (GBR)</p>
---	--

SCHEDULE Y - INFORMATION CONCERNING ACTIVITIES OF INSURER MEMBERS OF A HOLDING COMPANY GROUP

PART 1 - ORGANIZATIONAL CHART

New York Life Investment Management Holdings LLC (continued)

<ul style="list-style-type: none"> Curzon Capital Partners III (GP) Limited (GBR) <li style="padding-left: 20px;">CCP III (GP) LLP (GBR) <li style="padding-left: 40px;">Curzon Capital Partners III LP (LUX) <li style="padding-left: 60px;">CCP III Ollerton Sarl (LUX) <li style="padding-left: 80px;">Curzon Capital Partners III Sarl (LUX) <li style="padding-left: 100px;">CCP III UK Shopping Sarl (LUX) <li style="padding-left: 120px;">PR Kettering Limited (UK) <li style="padding-left: 140px;">CCP III Shopping Eastleigh Sarl (LUX) <li style="padding-left: 160px;">White River Developments Limited (UK) <li style="padding-left: 180px;">CCP III Shopping Folkstone Sarl (LUX) <li style="padding-left: 100px;">CCP III Austria Sarl (LUX) <li style="padding-left: 120px;">CCP III Shopolis Sarl (LUX) <li style="padding-left: 80px;">CCP III Polska Holding Sarl (LUX) <li style="padding-left: 100px;">CCP III Netherlands Holding BV (NLD) <li style="padding-left: 120px;">Nova Investment Sp. z.o.o. Sarl (POL) <li style="padding-left: 80px;">CCP III Falcon Holding Sarl (LUX) <li style="padding-left: 100px;">Stadtgalerie Written GmbH (DEU) <li style="padding-left: 120px;">Stadtgalerie Written Marketing GmbH (DEU) <li style="padding-left: 80px;">CCP III Castle Holding Sarl (LUX) <li style="padding-left: 100px;">Fieldcustom Sarl (LUX) <li style="padding-left: 80px;">CCP III Dartford JV Sarl (LUX) <li style="padding-left: 100px;">CCP III Dartford I Sarl (LUX) Curzon Capital Partners IV GP (GBR) CCP IV (GP) LLP (GBR) <li style="padding-left: 20px;">CCP IV Incentive Partners LP (GBR) <li style="padding-left: 20px;">Curzon Capital Partners IV LP (GBR) <li style="padding-left: 40px;">Curzon Capital Partners IV S.a.r.l. (LUX) <li style="padding-left: 60px;">CCP IV Bolt Finco S.a.r.l (LUX) <li style="padding-left: 40px;">CCP IV IREF 1 Holding Sarl (LUX) <li style="padding-left: 60px;">CCP IV IREF 1 (ITA) <li style="padding-left: 40px;">CCP IV IREF 2 Holding Sarl (ITA) <li style="padding-left: 20px;">CCP IV Bolt 1 Sarl (LUX) <li style="padding-left: 40px;">Stratford City Offices Jersey Unit <li style="padding-left: 60px;">Bolt Nominee 1 Limited (UK) <li style="padding-left: 60px;">Bolt Nominee 2 Limited (UK) <li style="padding-left: 20px;">CCP IV Bolt 2 Sarl (LUX) <li style="padding-left: 20px;">CCP IV Erneside Holding Sarl (ITA) <li style="padding-left: 40px;">CCP IV Erneside Sarl (LUX) <li style="padding-left: 20px;">CCP IV France Investments Sarl (LUX) <li style="padding-left: 40px;">OPPCI CCP IV France Investments (FRA) <li style="padding-left: 60px;">SCI Escape Cordeliers (FRA) <li style="padding-left: 20px;">CCP IV Omagh Sarl (LUX) <li style="padding-left: 20px;">CCP IV Garden Tower Holding Sarl (LUX) <li style="padding-left: 20px;">CCP IV Solvent Sarl (LUX) <li style="padding-left: 40px;">The Forum, Solent, Management Company Limited (UK) <li style="padding-left: 40px;">SBP Management Limited (UK) <li style="padding-left: 20px;">CCP IV Kent Holding Sarl (LUX) <li style="padding-left: 40px;">CCP IV Kent Sarl (LUX) CCP IB (GP) Sarl 	<ul style="list-style-type: none"> CCP IV Kerin Luxembourg Sarl (PUX) CCP IV SCSp (LUX) Kerin Holding Sarl (LUX) CCP IV UK Holding Sarl (Lux) <li style="padding-left: 20px;">Cardiff Gate RP Limited Sarl (LUX) <li style="padding-left: 20px;">Rotherham Foundry RP Limited Sarl (LUX) <li style="padding-left: 20px;">Warrington Riverside RP Limited Sarl (LUX) <li style="padding-left: 20px;">Birmingham Ravenside RP Limited RP Limited Sarl (LUX) <li style="padding-left: 20px;">Walsall Bescot RP Limited Sarl (LUX) <li style="padding-left: 20px;">RW Sofas Limited Sarl (LUX) <li style="padding-left: 20px;">Milton Keynes RP Limited Sarl <li style="padding-left: 20px;">Bangor Springhill RP Limited Sar I (LUX) <li style="padding-left: 20px;">Warrington Pinner's Brow RP Limited Sarl (LUX) <li style="padding-left: 20px;">Bolton Central RP Limited Sarl (LUX) EPISO 3 Incentive Partners (GP) Limited (GBR) <li style="padding-left: 20px;">EPISO 3 Incentive Partners LP (GBR) EPISO 3 (GP) LLP (GBR) <li style="padding-left: 20px;">European Property Investors Special Opportunities 3 LP (GBR) <li style="padding-left: 40px;">EPISO 3 LP (UK) <li style="padding-left: 60px;">EPISO 3 Luxembourg Holding S.a.r.l (LUX) <li style="padding-left: 80px;">EPISO 3 Wave Holding S.a.r.l (LUX) EPISO 4 (GP) II Sarl (LUX) <li style="padding-left: 20px;">EPISO 4 Student Housing SCSp (LUX) EPISO 4 (GP) LLP (GBR) <li style="padding-left: 20px;">European Property Investors Special Opportunities 4 LP (UK) <li style="padding-left: 40px;">EPISO 4 Caesar Holding Sarl (LUX) <li style="padding-left: 60px;">Trophy Value Added Fund <li style="padding-left: 40px;">EPISO 4 Luxembourg Holding Sarl (LUX) <li style="padding-left: 60px;">EPISO 4 Leo Holding Sarl (LUX) <li style="padding-left: 80px;">EPISO 4 Leo Holding BV (NLD) Powilse Power Station BV (NLD) <li style="padding-left: 20px;">EP Office 1 Spzoo (POL) <li style="padding-left: 20px;">EP Office 2 Spzoo (POL) <li style="padding-left: 20px;">EP Retail Spzoo (POL) <li style="padding-left: 20px;">EP Apartments Spzoo (POL) <li style="padding-left: 20px;">EP Hotel Spzoo (POL) EPISO 4 Seed Holding Sarl (LUX) <li style="padding-left: 20px;">EPISO 4 Seed Sarl (LUX) EPISO 4 Flower Holding Sarl (LUX) <li style="padding-left: 20px;">EPISO 4 Flower Sarl (LUX) EPISO 4 Armando Holding Sarl (LUX) <li style="padding-left: 20px;">EPISO 4 Armando Holding BV (NLD) <li style="padding-left: 40px;">EPISO 4 Armando Westwijk BV (NLD) <li style="padding-left: 40px;">EPISO 4 Armando Diemerpien BV (NLD) <li style="padding-left: 40px;">EPISO 4 Armando Ridderhof BV (NLD) EPISO 4 Twilight GP Limited (UK) <li style="padding-left: 20px;">EPISO 4 Twilight LP (UK) <li style="padding-left: 40px;">Twilight PRS Eclipse 110 DAC (IRL) <li style="padding-left: 40px;">Twilight Finance DAC (IRL)
---	--

SCHEDULE Y - INFORMATION CONCERNING ACTIVITIES OF INSURER MEMBERS OF A HOLDING COMPANY GROUP

PART 1 - ORGANIZATIONAL CHART

New York Life Investment Management Holdings LLC (continued)

Twilight Ireland PRS Properties Eclipse DAC (IRL)
 EPISO 4 West Holding Sarl (LUX)
 EPISO 4 Antrim Sarl (LUX)
 EPISO 4 Banbridge Sarl (LUX)
 EPISO 4 France Investments Sarl (LUX)
 OPPCI EPISO 4 France Investments (FRA)
 SAS VDF (FRA)
 SCI VDF (FRA)
 CCP 5 Pool Partnership GP Limited (NJ)
 CCP 5 Pool Partnership SLP (NJ)
 CCP 5 GP LLP (GBR)
 Curzon Capital Partners 5 Long-Life LP (GBR)
 CCP 5 (GP) S.a.r.l (LUX)
 Curzon Capital Partners 5 Long-Life SCA SICAV-SIF (GBR)
 CCP 5 Jersey Fragco 1 Limited (NJ)
 CCP 5 Jersey Fragco 2 Limited (NJ)
 CCP 5 Jersey Fragco 3 Limited (NJ)
 CCP 5 Jersey Fragco 4 Limited (NJ)
 CCP 5 Jersey Fragco 5 Limited (NJ)
 CCP 5 Jersey Fragco 6 Limited (NJ)
 CCP 5 Jersey Fragco 7 Limited (NJ)
 CCP 5 Jersey Fragco 8 Limited (NJ)
 CCP 5 Jersey Fragco 9 Limited (NJ)
 CCP 5 Jersey Fragco 10 Limited (NJ)
 CCP 5 Jersey Fragco 11 Limited (NJ)
 CCP 5 Long-Life Luxembourg S.á.r.l (LUX)
 CCP 5 LL GP Sarl (LUX)
 Curzon Capital Partners 5 Long Life SCSp (LUX)
 CCP 5 Feeder GP Sarl (LUX)
 CCP 5 Feeder SCSp (LUX)
 EPISO 5 Incentive Partners GP Limited (NJ)
 EPISO 5 Incentive Partners SLP (NJ)
 EPISO 5 (GP) Sarl (LUX)
 European Property Investors Special Opportunities 5 SCSp-SICAV-SIF (LUX)
 EPISO 5 Co-Investment SCSp (LUX)
 EPISO 6 (GP) S.a.r.l. (LUX)
 EPISO 6 Co-Investment SCSp (LUX)
 European Property Investors Special Opportunities 6 SCSp SICAV-SIF (LUX)
 EPISO 6 Luxembourg Holding S.a.r.l. (LUX)
 EPISO 6 Spectre JV S.a.r.l. (LUX)
 EPISO 6 Spectre 1 Holding S.a.r.l. (LUX)
 EPISO 6 Spectre 2 Holding S.a.r.l. (LUX)
 EPISO 6 Spectre 3 Holding S.a.r.l. (LUX)
 EPISO 6 Curado Holding S.a.r.l. (LUX)
 Claybrook S.L. (ESP)
 Barnfield Spain, S.L. (ESP)
 EPISO 6 Macbeth Holding S.a.r.l. (LUX)
 Macbeth 4 SRL (BEL)
 Montague 1 Sarl (LUX)

EPISO 6 Moomin Holding Sarl (LUX)
 EPISO 6 Siem Holding Sarl (LUX)
 EPISO 6 Siem Sarl (LUX)
 EPISO 6 Panther Co-Investment SCSp (NJ)
 EPISO 6 Panther (Jersey) GP Limited
 EPISO 6 Panther (Jersey) JV SLP
 EPISO 6 Panther (Jersey) Holdco Limited
 EPISO 6 Panther Property Limited (Jersey)
 Raag St. Andrews Hotel Limited (UK)
 RaagG Hotels Limited (Jersey)
 QMK Pub Westminster Limited (UK)
 RAAG OBS Limited (Jersey)
 QMK OBS Limited (IRL)
 Raag Dublin Limited (Jersey)
 QMK Dublin Limited (IRE)
 Raag Kensington Holdings Limited (Jersey)
 Raag Kensington Hotel Limited (Jersey)
 QMK Kensington Limited (UK)
 Raag Westminster Holdings Limited (Jersey)
 Raag Westminster Hotel Limited (Jersey)
 QMK Westminster Limited (UK)
 Raag Liverpool Street Holdings Limited (Jersey)
 Raag Liverpool Street Hotel Limited (Jersey)
 QMK Liverpool Street Limited (UK)
 Raag Kings Cross Holdings Limited (Jersey)
 Raag Kings Cross Hotel Limited (Jersey)
 QMK KX Limited (UK)
 Raag Paddington Holdings Limited (Jersey)
 Raag Paddington Hotel Limited (Jersey)
 QMK Paddington Limited (UK)
 Raag Canary Wharf Limited (Jersey)
 QMK Canary Wharf Limited (UK)
 Raag Shoreditch Limited (Jersey)
 QMK Shoreditch Limited (UK)
 Raag Aberdeen (Jersey)
 QMK Management Limited (UK)
 Raag P2 Limited Jersey
 TIPS One Incentive Partners GP Limited (NJ)
 TIPS One Incentive Partners SLP (NJ)
 TIPS One GP Sarl (LUX)
 Tristan Income Plus Strategy One SCSp (LUX)
 TIPS One Alpha Holdings Sarl (LUX)
 TIPS One Alpha PV I Sarl (LUX)
 TIPS One Alpha PV II Sarl (LUX)
 TIPS One Alpha PV III Sarl (LUX)
 TIPS One Co-Investment GP Sarl (LUX)
 TIPS One Co-Investment SCSp (LUX)
 CCP IV (GP) LLP (GBR)
 Curzon Capital Partners IV (GP) Limited (GBR)

SCHEDULE Y - INFORMATION CONCERNING ACTIVITIES OF INSURER MEMBERS OF A HOLDING COMPANY GROUP

PART 1 - ORGANIZATIONAL CHART

New York Life Investment Management Holdings LLC (continued)

CCP 5 GP LLP (GBR)	IndexIQ Factors Sustainable Corporate Euro Bond (LUX)
CCP 5 Pool Partnership GP Limited (NJ)	IndexIQ Factors Sustainable EMU Equity (LUX)
CCP 5 Pool Partnership SLP (NJ)	IndexIQ Factors Sustainable Europe Equity (LUX)
Tristan Capital Partners Asset Management Limited (GBR)	IndexIQ Factors Sustainable Japan Equity (LUX)
TCP France	IndexIQ Factors Sustainable Sovereign Euro Bond (LUX)
TCP NL BV	Candriam Absolute Return (LUX)
TCP Poland Spolka z ograniczoną odpowiedzialnością (POL)	Candriam Absolute Return Equity Market Neutral (LUX)
TCP Co-Investment (GP) S.à.r.l. (LUX)	Candriam Bonds (LUX)
TCP Co-Investment SCSp (LUX)	Candriam Bonds Capital Securities (LUX)
TCP Incentive Partners SCSP (LUX)	Candriam Bonds Credit Alpha (LUX)
TCP Incentive Partners (GP) S.à.r.l. (LUX)	Candriam Bonds Emerging Debt Local Currencies (LUX)
German Property Performance Partners Investors Feeder Verwaltungs GmbH (DEU)	Candriam Bonds Emerging Markets
EPISO 4 (GP) S.à.r.l. (LUX)	Candriam Bonds Emerging Markets Corporate
EPISO 4 SCSp (LUX)	Candriam Bonds Emerging Markets Total Return (LUX)
EPISO 4 (GP) II S.à.r.l. (LUX)	Candriam Bonds Euro Long Term (LUX)
EPISO 4 Student Housing SCSp (LUX)	Candriam Bonds International (LUX)
KTA Holdco (LUX)	Candriam Diversified Futures (BEL)
Kartesia Management SA (LUX)	Candriam Equities L (LUX)
Kartesia UK Ltd. (GBR)	Candriam Equities L EMU Innovation (LUX)
Kartesia Belgium (BEL)	Candriam Equities L Meta Globe (LUX)
Kartesia Credit FFS (FRA)	Candriam Equities L Risk Arbitrage Opportunities (LUX)
Kartesia GP III (LUX)	Candriam Impact One (LUX)
Kartesia Credit Opportunities III S.C.A., SICAV-SIF (LUX)	Candriam L (LUX)
Kartesia Securities (LUX)	Candriam L Dynamic Asset Allocation (LUX)
Kartesia III Topco S.à.r.l. (LUX)	Candriam L Multi-Asset Income & Growth (LUX)
Kartesia GP IV (LUX)	Candriam L Multi-Asset Premia (LUX)
Kartesia Credit Opportunities IV SCS SICAV-SIF (LUX)	Candriam M (LUX)
Kartesia Securities IV (LUX)	Candriam M Global Trading (LUX)
Kartesia Securities IV Topco S.à.r.l. (LUX)	Candriam M Impact Finance (LUX)
Kartesia Master GP (LUX)	Candriam M Multi Strategies (LUX)
Kartesia Credit Opportunities V Feeder SCS (LUX)	Candriam Multi-Strategies (FRA)
Kartesia Senior Opportunities I SCS, SICAV-RAIF (LUX)	Candriam Sustainable (LUX)
KASS Unleveled S.à.r.l. (LUX)	Candriam Sustainable Bond Global (LUX)
KSO I Topco S.à.r.l. (LUX)	Candriam Sustainable Bond Global Convertible
Kartesia Credit Opportunities V SCS (LUX)	Candriam Sustainable Bond Impact (LUX)
Kartesia Securities V S.à.r.l. (LUX)	Candriam Sustainable Equity Future Mobility (LUX)
Candriam Luxco S.à.r.l. (LUX)	Candriam World Alternative (LUX)
Candriam Luxembourg (LUX)	Candriam World Alternative Alphamax (LUX)
Candriam Belgium (BEL)	Cleome Index Euro Long Term Bonds (LUX)
Candriam France (FRA)	Cleome Index Euro Short Term Bonds (LUX)
Candriam Monétaire SICAV (FRA)	Cleome Index World Equities (LUX)
Candriam Switzerland LLC (CHE)	NYLIM GF (Luxembourg)
Candriam GP (LUX)	NYLIM GF AUSBIL Global Essential Infrastructure
Cordius (LUX)	NYLIM GF AUSBIL Global Small Cap
Cordius CIG (LUX)	NYLIM GF US Corporate Bonds
IndexIQ (LUX)	NYLIM GF US High Yield Corporate Bonds
	Paricor (LUX)
	Paricor Patrimonium (LUX)

SCHEDULE Y - INFORMATION CONCERNING ACTIVITIES OF INSURER MEMBERS OF A HOLDING COMPANY GROUP PART 1 - ORGANIZATIONAL CHART

New York Life Investment Management Holdings LLC (continued)

Ausbil Investment Management Limited (AUS)
Ausbil Australia Pty. Ltd. (AUS)
Ausbil Asset Management Pty. Ltd. (AUS)
Ausbil Global Infrastructure Pty. Limited (AUS)
Ausbil Investment Management Limited Employee Share Trust (AUS)
Ausbil Global SmallCap Fund (AUS)
Ausbil Long Short Focus Fund (AUS)
NYLIFE Distributors LLC (DE)

**SCHEDULE Y - INFORMATION CONCERNING ACTIVITIES OF INSURER MEMBERS OF A HOLDING COMPANY GROUP
PART 1 - ORGANIZATIONAL CHART**

NYLife Real Estate Holdings LLC

Huntsville NYL LLC (DE)
 REEP-IND Forest Park NJ LLC (DE)
 FP Building 4 LLC (DE)
 FP Building 1-2-3 LLC (DE)
 FP Building 17, LLC (DE)
 FP Building 20, LLC (DE)
 FP Mantua Grove LLC (DE)
 FP Lot 1.01 LLC (DE)
 REEP-IND NJ LLC (DE)
 NJIND JV LLC (DE)
 NJIND Hook Road LLC (DE)
 NJIND Bay Avenue LLC (DE)
 NJIND Bay Avenue Urban Renewal LLC (DE)
 NJIND Corbin Street LLC (DE)
 REEP-MF Cumberland TN LLC (DE)
 Cumberland Apartments, LLC (TN)
 REEP-MF Enclave TX LLC (DE)
 REEP-MF Marina Landing WA LLC (DE)
 REEP-SP Marina Landing LLC (DE)
 REEP-MF Mira Loma II TX LLC (DE)
 Mira Loma II, LLC (DE)
 REEP-MF Summitt Ridge CO LLC (DE)
 REEP-MF Woodridge IL LLC (DE)
 Centerpointe (Fairfax) Holdings LLC (DE)
 REEP-OFC 575 Lex NY LLC (DE)
 REEP-OFC 575 Lex NY GP LLC (DE)
 Maple REEP-OFC 575 Lex Holdings LP (DE)
 Maple REEP-OFC 575 Lex Owner LLC (DE)
 REEP-RTL SASI GA LLC (DE)
 REEP-RTL Bradford PA LLC (DE)
 REEP-RTL CTC NY LLC (DE)
 5005 LBJ Tower LLC (DE)
 REEP-OFC/RTL MARKET ROSS TX LLC (DE)
 MARKET ROSS TX JV LLC (DE)
 MARKET ROSS TX GARAGE OWNER LC (DE)
 MARKET ROSS TX OFFICE OWNER LLC (DE)
 MARKET ROSS TX RETAIL OWNER LLC (DE)
 REEP-OFC Mallory TN LLC (DE)
 3665 Mallory JV LLC (DE)
 REEP-OFC WATER RIDGE NC LLC (DE)
 REEP-OFC 2300 Empire LLC (DE)
 REEP-MF Wynnewood PA LLC (DE)
 Wynnewood JV LLC (DE)
 REEP-MU Fayetteville NC LLC (DE)
 501 Fayetteville JV LLC (DE)
 501 Fayetteville Owner LLC (DE)
 REEP-MU SOUTH GRAHAM NC LLC (DE)
 401 SOUTH GRAHAM JV LLC (DE)

401 SOUTH GRAHAM OWNER LLC (DE)
 REEP-IND COMMERCE CITY CO LLC (DE)
 REEP-BRENNAN COMMERCE CITY JV LLC (DE)
 REEP-OFC Mass Ave MA LLC (DE)
 REEP-MF FARMINGTON IL LLC (DE)
 REEP-MARQUETTE FARMINGTON JV LLC (DE)
 REEP-MARQUETTE FARMINGTON OWNER LLC (DE)
 REEP-MF BELLEVUE STATION WA LLC (DE)
 REEP-LP BELLEVUE STATION JV LLC (DE)
 REEP-HINE ENCLAVE POINT AZ LLC (DE)
 REEP-HINES ENCLAVE POINT JV LLC (DE)
 REEP-MF WILDHORSE RANCH TX LLC (DE)
 REEP-WP WILDHORSE RANCH JV LLC (DE)
 REEP-IND ROMULUS MI LLC (Delaware)
 REEP-NPD ROMULUS JV LLC
 REEP-MF SOUTH MAIN TX LLC (DE)
 REEP-AO SOUTH MAIN JV LLC (DE)
 REEP-AO SOUTH MAIN OWNER LLC (DE)

ANNUAL STATEMENT FOR THE YEAR 2023 OF THE NYLIFE INSURANCE COMPANY OF ARIZONA

SCHEDULE Y

PART 1A - DETAIL OF INSURANCE HOLDING COMPANY SYSTEM

1	2	3	4	5	6	7	8	9	10	11	12	13	14	15	16
Group Code	Group Name	NAIC Company Code	ID Number	Federal RSSD	CIK	Name of Securities Exchange if Publicly Traded (U.S. or International)	Names of Parent, Subsidiaries Or Affiliates	Domi-ciliary Location	Relation-ship to Reporting Entity	Directly Controlled by (Name of Entity/Person)	Type of Control (Ownership, Board, Management, Attorney-in-Fact, Influence, Other)	If Control is Ownership Provide Percentage	Ultimate Controlling Entity(ies)/Person(s)	Is an SCA Filing Re-quired? (Yes/No)	*
.0826	New York Life Group	66915	13-5582869	1583827	0000071633		New York Life Insurance Company	NY	UDP						
.0826	New York Life Group	91596	13-3044743	3683691	0000727136		New York Life Insurance and Annuity Corporation	DE	IA	New York Life Insurance Company	Ownership	100.000	New York Life Insurance Company	NO	
.0826	New York Life Group	81353	52-1530175				NYLIFE Insurance Company of Arizona	AZ	RE	New York Life Insurance Company	Ownership	100.000	New York Life Insurance Company	NO	
			13-4199614				New York Life Enterprises LLC	DE	NIA	New York Life Insurance Company	Ownership	100.000	New York Life Insurance Company	NO	
			13-4081725	2928649	0001270096		NYLIFE LLC	DE	NIA	New York Life Insurance Company	Ownership	100.000	New York Life Insurance Company	NO	
			46-4293486		0001606720		NYL Investors LLC	DE	NIA	New York Life Insurance Company	Ownership	100.000	New York Life Insurance Company	NO	
			52-2206682		0001513831		New York Life Investment Management Holdings LLC	DE	NIA	New York Life Insurance Company	Ownership	100.000	New York Life Insurance Company	NO	
			27-0166422				NYLIFE Real Estate Holdings, LLC	DE	NIA	New York Life Insurance Company	Ownership	100.000	New York Life Insurance Company	NO	
.0826	New York Life Group	64548	13-2556568				New York Life Group Insurance Company of NY	NY	IA	New York Life Insurance Company	Ownership	100.000	New York Life Insurance Company	NO	
.0826	New York Life Group	65498	23-1503749				Life Insurance Company of North America	PA	IA	New York Life Insurance Company	Ownership	100.000	New York Life Insurance Company	NO	
			06-1252418				LINA Benefit Payments, Inc.	DE	NIA	Life Insurance Company of North America	Ownership	100.000	New York Life Insurance Company	NO	
			47-2379075				New York Life Benefit Payments LLC	DE	NIA	New York Life Insurance Company	Ownership	100.000	New York Life Insurance Company	NO	
			47-2530753				NYL Real Assets LLC	DE	NIA	New York Life Insurance Company	Ownership	100.000	New York Life Insurance Company	NO	
							NYL Emerging Manager LLC	DE	NIA	New York Life Insurance Company	Ownership	100.000	New York Life Insurance Company	NO	
							NYL Wind Investments LLC	DE	NIA	New York Life Insurance Company	Ownership	100.000	New York Life Insurance Company	NO	
							NYLIC HKP Member LLC	DE	NIA	New York Life Insurance Company	Ownership	67.974	New York Life Insurance Company	NO	
							NYLIC HKP Member LLC	DE	NIA	New York Life Insurance and Annuity Corporation	Ownership	32.026	New York Life Insurance Company	NO	
							NYLIC HKP VENTURE LLC	DE	NIA	NYLIC HKP Member LLC	Ownership	51.000	New York Life Insurance Company	NO	
							NYLIC HKP REIT LLC	DE	NIA	NYLIC HKP VENTURE LLC	Ownership	51.000	New York Life Insurance Company	NO	
							NYLIM Jacob Ballas India Holdings IV	MUS	NIA	New York Life Insurance Company	Ownership	100.000	New York Life Insurance Company	NO	
							Flatiron RR LLC	DE	NIA	New York Life Insurance Company	Ownership	100.000	New York Life Insurance Company	NO	
			98-1075997				Flatiron CLO 2013-1 Ltd.	CYM	OTH	New York Life Insurance Company	Influence	0.000	New York Life Insurance Company	NO	4
			98-1180305				Flatiron CLO 2015-1 Ltd	CYM	OTH	New York Life Insurance Company	Influence	0.000	New York Life Insurance Company	NO	4
			98-1330289				Flatiron CLO 17 Ltd.	CYM	OTH	New York Life Insurance Company	Influence	0.000	New York Life Insurance Company	NO	4
							Flatiron CLO 18 Ltd.	CYM	OTH	New York Life Insurance Company	Influence	0.000	New York Life Insurance Company	NO	4
							Flatiron CLO 19 Ltd.	CYM	OTH	New York Life Insurance Company	Influence	0.000	New York Life Insurance Company	NO	4
							Flatiron CLO 20 Ltd.	CYM	OTH	New York Life Insurance Company	Influence	0.000	New York Life Insurance Company	NO	4
							Flatiron CLO 21 Ltd.	CYM	OTH	New York Life Insurance Company	Influence	0.000	New York Life Insurance Company	NO	4
							Flatiron RR CLO 22 LLC	CYM	OTH	New York Life Insurance Company	Influence	0.000	New York Life Insurance Company	NO	12
							Flatiron CLO 25 Ltd.	CYM	OTH	New York Life Insurance Company	Influence	0.000	New York Life Insurance Company	NO	4
							Flatiron CLO 26 Ltd.	NJ	OTH	New York Life Insurance Company	Influence	0.000	New York Life Insurance Company	NO	4
							Flatiron CLO 23 LLC	DE	OTH	New York Life Insurance Company	Influence	0.000	New York Life Insurance Company	NO	4
							Flatiron RR LLC, Manager Series	DE	NIA	New York Life Insurance Company	Board of Directors	0.000	New York Life Insurance Company	NO	
							Flatiron RR LLC, Retention Series	DE	NIA	New York Life Insurance Company	Board of Directors	0.000	New York Life Insurance Company	NO	
							Stratford CDO 2001-1 Ltd.	CYM	OTH	New York Life Insurance Company	Influence	0.000	New York Life Insurance Company	NO	8
							Silver Spring, LLC	DE	NIA	New York Life Insurance Company	Ownership	100.000	New York Life Insurance Company	NO	
							Silver Spring Associates, L.P.	PA	NIA	Silver Spring, LLC	Ownership	100.000	New York Life Insurance Company	NO	
							SCP 2005-C21-002 LLC	DE	NIA	New York Life Insurance Company	Ownership	100.000	New York Life Insurance Company	NO	
							SCP 2005-C21-003 LLC	DE	NIA	New York Life Insurance Company	Ownership	100.000	New York Life Insurance Company	NO	
							SCP 2005-C21-006 LLC	DE	NIA	New York Life Insurance Company	Ownership	100.000	New York Life Insurance Company	NO	
							SCP 2005-C21-007-LLC	DE	NIA	New York Life Insurance Company	Ownership	100.000	New York Life Insurance Company	NO	
							SCP 2005-C21-008 LLC	DE	NIA	New York Life Insurance Company	Ownership	100.000	New York Life Insurance Company	NO	
							SCP 2005-C21-009 LLC	DE	NIA	New York Life Insurance Company	Ownership	100.000	New York Life Insurance Company	NO	
							SCP 2005-C21-017 LLC	DE	NIA	New York Life Insurance Company	Ownership	100.000	New York Life Insurance Company	NO	
							SCP 2005-C21-018 LLC	DE	NIA	New York Life Insurance Company	Ownership	100.000	New York Life Insurance Company	NO	
							SCP 2005-C21-021 LLC	DE	NIA	New York Life Insurance Company	Ownership	100.000	New York Life Insurance Company	NO	

ANNUAL STATEMENT FOR THE YEAR 2023 OF THE NYLIFE INSURANCE COMPANY OF ARIZONA

SCHEDULE Y

PART 1A - DETAIL OF INSURANCE HOLDING COMPANY SYSTEM

1	2	3	4	5	6	7	8	9	10	11	12	13	14	15	16
Group Code	Group Name	NAIC Company Code	ID Number	Federal RSSD	CIK	Name of Securities Exchange if Publicly Traded (U.S. or International)	Names of Parent, Subsidiaries Or Affiliates	Domi-ciliary Location	Relation-ship to Reporting Entity	Directly Controlled by (Name of Entity/Person)	Type of Control (Ownership, Board, Management, Attorney-in-Fact, Influence, Other)	If Control is Ownership Provide Percentage	Ultimate Controlling Entity(ies)/Person(s)	Is an SCA Filing Re-quired? (Yes/No)	*
							SCP 2005-C21-025 LLC	DE	NIA	New York Life Insurance Company	Ownership	100.000	New York Life Insurance Company	NO	
							SCP 2005-C21-031 LLC	DE	NIA	New York Life Insurance Company	Ownership	100.000	New York Life Insurance Company	NO	
							SCP 2005-C21-036 LLC	DE	NIA	New York Life Insurance Company	Ownership	100.000	New York Life Insurance Company	NO	
							SCP 2005-C21-041 LLC	DE	NIA	New York Life Insurance Company	Ownership	100.000	New York Life Insurance Company	NO	
							SCP 2005-C21-043 LLC	DE	NIA	New York Life Insurance Company	Ownership	100.000	New York Life Insurance Company	NO	
							SCP 2005-C21-044 LLC	DE	NIA	New York Life Insurance Company	Ownership	100.000	New York Life Insurance Company	NO	
							SCP 2005-C21-048 LLC	DE	NIA	New York Life Insurance Company	Ownership	100.000	New York Life Insurance Company	NO	
							SCP 2005-C21-061 LLC	DE	NIA	New York Life Insurance Company	Ownership	100.000	New York Life Insurance Company	NO	
							SCP 2005-C21-063 LLC	DE	NIA	New York Life Insurance Company	Ownership	100.000	New York Life Insurance Company	NO	
							SCP 2005-C21-067 LLC	DE	NIA	New York Life Insurance Company	Ownership	100.000	New York Life Insurance Company	NO	
							SCP 2005-C21-069 LLC	DE	NIA	New York Life Insurance Company	Ownership	100.000	New York Life Insurance Company	NO	
							SCP 2005-C21-070 LLC	DE	NIA	New York Life Insurance Company	Ownership	100.000	New York Life Insurance Company	NO	
							NYMH-Ennis GP, LLC	DE	NIA	New York Life Insurance Company	Ownership	100.000	New York Life Insurance Company	NO	
							NYMH-Ennis, L.P.	TX	NIA	NYMH-Ennis GP, LLC	Ownership	100.000	New York Life Insurance Company	NO	
							NYMH-Freepport GP, LLC	DE	NIA	New York Life Insurance Company	Ownership	100.000	New York Life Insurance Company	NO	
							NYMH-Freepport, L.P.	TX	NIA	NYMH-Freepport GP, LLC	Ownership	100.000	New York Life Insurance Company	NO	
							NYMH-Houston GP, LLC	DE	NIA	New York Life Insurance Company	Ownership	100.000	New York Life Insurance Company	NO	
							NYMH-Houston, L.P.	TX	NIA	NYMH-Houston GP, LLC	Ownership	100.000	New York Life Insurance Company	NO	
							NYMH-Plano GP, LLC	DE	NIA	New York Life Insurance Company	Ownership	100.000	New York Life Insurance Company	NO	
							NYMH-Plano, L.P.	TX	NIA	NYMH-Plano GP, LLC	Ownership	100.000	New York Life Insurance Company	NO	
							NYMH-San Antonio GP, LLC	DE	NIA	New York Life Insurance Company	Ownership	100.000	New York Life Insurance Company	NO	
							NYMH-San Antonio, L.P.	TX	NIA	NYMH-San Antonio GP, LLC	Ownership	100.000	New York Life Insurance Company	NO	
							NYMH-Stephenville GP, LLC	DE	NIA	New York Life Insurance Company	Ownership	100.000	New York Life Insurance Company	NO	
							NYMH-Stephenville, L.P.	TX	NIA	NYMH-Stephenville GP, LLC	Ownership	100.000	New York Life Insurance Company	NO	
							NYMH-Taylor GP, LLC	DE	NIA	New York Life Insurance Company	Ownership	100.000	New York Life Insurance Company	NO	
							NYMH-Taylor, L.P.	TX	NIA	NYMH-Taylor GP, LLC	Ownership	100.000	New York Life Insurance Company	NO	
							REEP-MF Salisbury Square Tower One TAF LLC	DE	NIA	New York Life Insurance Company	Ownership	95.500	New York Life Insurance Company	NO	
							REEP-MF Salisbury Square Tower One TAF LLC	DE	NIA	New York Life Insurance and Annuity Corporation	Ownership	0.500	New York Life Insurance Company	NO	
							REEP-DRP Salisbury Square Tower One TAB JV LLC	DE	NIA	REEP-MF Salisbury Square Tower One TAF LLC	Ownership	80.000	New York Life Insurance Company	NO	
							Salisbury Square Tower One LLC	DE	NIA	REEP-DRP Salisbury Square Tower One TAB JV LLC	Ownership	100.000	New York Life Insurance Company	NO	
							NYMH Attleboro MA, LLC	DE	NIA	New York Life Insurance Company	Ownership	100.000	New York Life Insurance Company	NO	
							NYMH-Farmingdale, NY, LLC	DE	NIA	New York Life Insurance Company	Ownership	100.000	New York Life Insurance Company	NO	
							NYLMDC-King of Prussia GP, LLC	DE	NIA	New York Life Insurance Company	Ownership	100.000	New York Life Insurance Company	NO	
							NYLMDC-King of Prussia Realty, LP	DE	NIA	NYLMDC King of Prussia GP, LLC	Ownership	100.000	New York Life Insurance Company	NO	
			47-3304035				2015 DIL PORTFOLIO HOLDINGS LLC	DE	NIA	New York Life Insurance Company	Ownership	100.000	New York Life Insurance Company	NO	
			47-3444658				PA 180 KOST RD LLC	DE	NIA	2015 DIL PORTFOLIO HOLDINGS LLC	Ownership	100.000	New York Life Insurance Company	NO	
			82-2586171				2017 CT REO HOLDINGS LLC	DE	NIA	New York Life Insurance Company	Ownership	62.308	New York Life Insurance Company	NO	
			82-2586171				2017 CT REO HOLDINGS LLC	DE	NIA	New York Life Insurance and Annuity Corporation	Ownership	37.692	New York Life Insurance Company	NO	
							Cortlandt Town Center LLC	DE	NIA	New York Life Insurance Company	Ownership	100.000	New York Life Insurance Company	NO	
			83-0765152				REEP-WP ART TOWER JV LLC	DE	NIA	New York Life Insurance Company	Ownership	95.000	New York Life Insurance Company	NO	
							REEP-1250 Forest LLC	DE	NIA	New York Life Insurance Company	Ownership	100.000	New York Life Insurance Company	NO	
							REEP-HZ SPENCER LLC	DE	NIA	New York Life Insurance Company	Ownership	100.000	New York Life Insurance Company	NO	
							REEP-IND 10 WEST AZ LLC	DE	NIA	New York Life Insurance Company	Ownership	100.000	New York Life Insurance Company	NO	
							REEP-IND 4700 Nall TX LLC	DE	NIA	New York Life Insurance Company	Ownership	100.000	New York Life Insurance Company	NO	
			37-1768259				REEP-IND Aegean MA LLC	DE	NIA	New York Life Insurance Company	Ownership	100.000	New York Life Insurance Company	NO	

ANNUAL STATEMENT FOR THE YEAR 2023 OF THE NYLIFE INSURANCE COMPANY OF ARIZONA

SCHEDULE Y

PART 1A - DETAIL OF INSURANCE HOLDING COMPANY SYSTEM

1	2	3	4	5	6	7	8	9	10	11	12	13	14	15	16
Group Code	Group Name	NAIC Company Code	ID Number	Federal RSSD	CIK	Name of Securities Exchange if Publicly Traded (U.S. or International)	Names of Parent, Subsidiaries Or Affiliates	Domiciliary Location	Relationship to Reporting Entity	Directly Controlled by (Name of Entity/Person)	Type of Control (Ownership, Board, Management, Attorney-in-Fact, Influence, Other)	If Control is Ownership Provide Percentage	Ultimate Controlling Entity(ies)/Person(s)	Is an SCA Filing Required? (Yes/No)	*
			83-2598877				REEP-IND Alpha TX LLC	DE	NIA	New York Life Insurance Company	Ownership	100.000	New York Life Insurance Company	NO	
							REEP-IND MCP VIII NC LLC	DE	NIA	New York Life Insurance Company	Ownership	100.000	New York Life Insurance Company	NO	
							REEP-IND CHINO CA LLC	DE	NIA	New York Life Insurance Company	Ownership	100.000	New York Life Insurance Company	NO	
							REEP-MF STEWART AZ OLDER LLC	DE	NIA	New York Life Insurance Company	Ownership	100.000	New York Life Insurance Company	NO	
							REEP-MF STEWART AZ	DE	NIA	New York Life Insurance Company	Ownership	100.000	New York Life Insurance Company	NO	
							REEP-OFC Aspect OR LLC	DE	NIA	New York Life Insurance Company	Ownership	37.000	New York Life Insurance Company	NO	
							REEP-OFC Aspect OR LLC	DE	NIA	New York Life Insurance and Annuity Corporation	Ownership	63.000	New York Life Insurance Company	NO	
			61-1738919				REEP-IND FRANKLIN MA HOLDER LLC	DE	NIA	New York Life Insurance Company	Ownership	100.000	New York Life Insurance Company	NO	
							REEP-IND FREEDOM MA LLC	DE	NIA	New York Life Insurance Company	Ownership	100.000	New York Life Insurance Company	NO	
							REEP-IND Fridley MN LLC	MN	NIA	New York Life Insurance Company	Ownership	100.000	New York Life Insurance Company	NO	
							REEP-IND Kent LLC	DE	NIA	New York Life Insurance Company	Ownership	100.000	New York Life Insurance Company	NO	
			32-0442193				REEP-IND LYMAN MA LLC	DE	NIA	New York Life Insurance Company	Ownership	100.000	New York Life Insurance Company	NO	
			83-4607723				REEP-IND MCP II NC LLC	DE	NIA	New York Life Insurance Company	Ownership	100.000	New York Life Insurance Company	NO	
			83-4646530				REEP-IND MCP IV NC LLC	DE	NIA	New York Life Insurance Company	Ownership	100.000	New York Life Insurance Company	NO	
			83-4685915				REEP-IND MCP V NC LLC	DE	NIA	New York Life Insurance Company	Ownership	100.000	New York Life Insurance Company	NO	
			83-4592121				REEP-IND MCP VII NC LLC	DE	NIA	New York Life Insurance Company	Ownership	100.000	New York Life Insurance Company	NO	
							REEP-IND MCP III OWNER NC LLC	DE	NIA	New York Life Insurance Company	Ownership	100.000	New York Life Insurance Company	NO	
							REEP-IND MCP West NC LLC	DE	NIA	New York Life Insurance Company	Ownership	100.000	New York Life Insurance Company	NO	
							REEP-IND RTG NC LLC	DE	NIA	New York Life Insurance Company	Ownership	100.000	New York Life Insurance Company	NO	
							REEP-IND STANFORD COURT	DE	NIA	New York Life Insurance Company	Ownership	100.000	New York Life Insurance Company	NO	
							REEP-IND Simonton TX LLC	DE	NIA	New York Life Insurance Company	Ownership	100.000	New York Life Insurance Company	NO	
							REEP-IND Valley View TX LLC	DE	NIA	New York Life Insurance Company	Ownership	100.000	New York Life Insurance Company	NO	
							REEP-IND Valwood TX LLC	DE	NIA	New York Life Insurance Company	Ownership	100.000	New York Life Insurance Company	NO	
							REEP-MF 960 East Paces Ferry GA LLC	DE	NIA	New York Life Insurance Company	Ownership	100.000	New York Life Insurance Company	NO	
			82-1945938				REEP-MF 960 EPF Opco GA LLC	DE	NIA	New York Life Insurance Company	Ownership	100.000	New York Life Insurance Company	NO	
			84-4102691				REEP-MF Emblem DE LLC	DE	NIA	New York Life Insurance Company	Ownership	100.000	New York Life Insurance Company	NO	
			84-4056296				REEP-MF Gateway TAF UT LLC	DE	NIA	New York Life Insurance Company	Ownership	99.000	New York Life Insurance Company	NO	
							REEP-MF Gateway TAF UT LLC	DE	NIA	New York Life Insurance and Annuity Corporation	Ownership	1.000	New York Life Insurance Company	NO	
			84-4056296				REEP-MF Gateway TAF UT LLC	DE	NIA	REEP-MF Gateway TAF UT LLC	Ownership	99.000	New York Life Insurance Company	NO	
			84-4028263				REEP-MF Gateway TAB JV LLC	DE	NIA	New York Life Insurance and Annuity Corporation	Ownership	1.000	New York Life Insurance Company	NO	
							REEP-MF Gateway TAB JV LLC	DE	NIA	REEP-MF Gateway TAB JV LLC	Ownership	99.000	New York Life Insurance Company	NO	
							REEP-MF Mount Vernon GA LLC	DE	NIA	New York Life Insurance Company	Ownership	100.000	New York Life Insurance Company	NO	
							REEP-MF Mount Laurel NJ LLC	DE	NIA	New York Life Insurance Company	Ownership	100.000	New York Life Insurance Company	NO	
							REEP-MF NORTH PARK CA LLC	DE	NIA	New York Life Insurance Company	Ownership	100.000	New York Life Insurance Company	NO	
							REEP-AVERY OWNER LLC	DE	NIA	New York Life Insurance Company	Ownership	100.000	New York Life Insurance Company	NO	
							REEP-MF One City Center NC LLC	DE	NIA	New York Life Insurance Company	Ownership	100.000	New York Life Insurance Company	NO	
							REEP-MF One City Center NC	DE	NIA	New York Life Insurance Company	Ownership	100.000	New York Life Insurance Company	NO	
							REEP-MF Verde NC LLC	DE	NIA	New York Life Insurance Company	Ownership	100.000	New York Life Insurance Company	NO	
							REEP-MF Wallingford WA LLC	DE	NIA	New York Life Insurance Company	Ownership	100.000	New York Life Insurance Company	NO	
			87-1661026				REEP-MF STEWART AZ HOLDER LLC	DE	NIA	New York Life Insurance Company	Ownership	100.000	New York Life Insurance Company	NO	
							REEP-OFC Bellevue WA LLC	DE	NIA	New York Life Insurance Company	Ownership	100.000	New York Life Insurance Company	NO	
							REEP-OFC Financial Center FL LLC	DE	NIA	New York Life Insurance Company	Ownership	100.000	New York Life Insurance Company	NO	
							REEP-OFC WATER RIDGE NC HOLDCO LLC	DE	NIA	New York Life Insurance Company	Ownership	100.000	New York Life Insurance Company	NO	
							REEP-OFC ONE WATER RIDGE NC LLC	DE	NIA	New York Life Insurance Company	Ownership	100.000	New York Life Insurance Company	NO	
							REEP-OFC TWO WATER RIDGE NC LLC	DE	NIA	New York Life Insurance Company	Ownership	100.000	New York Life Insurance Company	NO	
							REEP-OFC FOUR WATER RIDGE NC LLC	DE	NIA	New York Life Insurance Company	Ownership	100.000	New York Life Insurance Company	NO	
							REEP-OFC FIVE WATER RIDGE NC LLC	DE	NIA	New York Life Insurance Company	Ownership	100.000	New York Life Insurance Company	NO	

ANNUAL STATEMENT FOR THE YEAR 2023 OF THE NYLIFE INSURANCE COMPANY OF ARIZONA

SCHEDULE Y

PART 1A - DETAIL OF INSURANCE HOLDING COMPANY SYSTEM

1	2	3	4	5	6	7	8	9	10	11	12	13	14	15	16
Group Code	Group Name	NAIC Company Code	ID Number	Federal RSSD	CIK	Name of Securities Exchange if Publicly Traded (U.S. or International)	Names of Parent, Subsidiaries Or Affiliates	Domi-ciliary Location	Relation-ship to Reporting Entity	Directly Controlled by (Name of Entity/Person)	Type of Control (Ownership, Board, Management, Attorney-in-Fact, Influence, Other)	If Control is Ownership Provide Percentage	Ultimate Controlling Entity(ies)/Person(s)	Is an SCA Filing Re-quired? (Yes/No)	*
							REEP-OFC SIX WATER RIDGE NC LLC	DE	NIA	New York Life Insurance Company	Ownership	100.000	New York Life Insurance Company	NO	
							REEP-OFC SEVEN WATER RIDGE NC LLC	DE	NIA	New York Life Insurance Company	Ownership	100.000	New York Life Insurance Company	NO	
							REEP-OFC EIGHT WATER RIDGE NC LLC	DE	NIA	New York Life Insurance Company	Ownership	100.000	New York Life Insurance Company	NO	
							REEP-OFC NINE WATER RIDGE NC LLC	DE	NIA	New York Life Insurance Company	Ownership	100.000	New York Life Insurance Company	NO	
							REEP-OFC TEN WATER RIDGE NC LLC	DE	NIA	New York Life Insurance Company	Ownership	100.000	New York Life Insurance Company	NO	
							REEP-OFC ELEVEN WATER RIDGE NC LLC	DE	NIA	New York Life Insurance Company	Ownership	100.000	New York Life Insurance Company	NO	
			81-2351415				REEP-MF FOUNTAIN PLACE MN LLC	DE	NIA	New York Life Insurance Company	Ownership	100.000	New York Life Insurance Company	NO	
			81-2456809				REEP-MF FOUNTAIN PLACE LLC	DE	NIA	REEP-MF FOUNTAIN PLACE MN LLC	Ownership	100.000	New York Life Insurance Company	NO	
			85-3514927				REEP-MF Park-Line FL LLC	DE	NIA	New York Life Insurance Company	Ownership	100.000	New York Life Insurance Company	NO	
							REEP-OFC 2300 EMPIRE CA LLC	DE	NIA	New York Life Insurance Company	Ownership	100.000	New York Life Insurance Company	NO	
							REEP-IND 10 WEST II AZ LLC	DE	NIA	New York Life Insurance Company	Ownership	100.000	New York Life Insurance Company	NO	
							REEP-RTL Flemington NJ LLC	DE	NIA	New York Life Insurance Company	Ownership	100.000	New York Life Insurance Company	NO	
							REEP-RTL Mill Creek NJ LLC	DE	NIA	New York Life Insurance Company	Ownership	100.000	New York Life Insurance Company	NO	
			85-3592979				REEP-RTL NPI GA LLC	DE	NIA	New York Life Insurance Company	Ownership	100.000	New York Life Insurance Company	NO	
							REEP OFC 515 Post Oak TX LLC	DE	NIA	New York Life Insurance Company	Ownership	100.000	New York Life Insurance Company	NO	
							REEP-RTL DTC VA LLC	DE	NIA	New York Life Insurance Company	Ownership	39.000	New York Life Insurance Company	NO	
							REEP-RTL DTC VA LLC	DE	NIA	New York Life Insurance and Annuity Corporation	Ownership	61.000	New York Life Insurance Company	NO	
			87-2706041				REEP-RTL DTC-S VA LLC	DE	NIA	New York Life Insurance Company	Ownership	37.000	New York Life Insurance Company	NO	
							REEP-RTL DTC-S VA LLC	DE	NIA	New York Life Insurance and Annuity Corporation	Ownership	63.000	New York Life Insurance Company	NO	
			87-2706041				REEP-2023 PH 1 LLC	DE	NIA	New York Life Insurance Company	Ownership	100.000	New York Life Insurance Company	NO	
							REEP-2023 PH 2 LLC	DE	NIA	New York Life Insurance Company	Ownership	100.000	New York Life Insurance Company	NO	
							REEP-2023 PH 3 LLC	DE	NIA	New York Life Insurance Company	Ownership	100.000	New York Life Insurance Company	NO	
							REEP-2023 PH 4 LLC	DE	NIA	New York Life Insurance Company	Ownership	100.000	New York Life Insurance Company	NO	
							REEP-2023 PH 5 LLC	DE	NIA	New York Life Insurance Company	Ownership	100.000	New York Life Insurance Company	NO	
							REEP-2023 PH 6 LLC	DE	NIA	New York Life Insurance Company	Ownership	100.000	New York Life Insurance Company	NO	
							REEP-2023 PH 7 LLC	DE	NIA	New York Life Insurance Company	Ownership	100.000	New York Life Insurance Company	NO	
							REEP-2023 PH 8 LLC	DE	NIA	New York Life Insurance Company	Ownership	100.000	New York Life Insurance Company	NO	
							REEP-2023 PH 9 LLC	DE	NIA	New York Life Insurance Company	Ownership	100.000	New York Life Insurance Company	NO	
							REEP-2023 PH 10 LLC	DE	NIA	New York Life Insurance Company	Ownership	100.000	New York Life Insurance Company	NO	
							REEP-2023 PH 11 LLC	DE	NIA	New York Life Insurance Company	Ownership	100.000	New York Life Insurance Company	NO	
							REEP-2023 PH 12 LLC	DE	NIA	New York Life Insurance Company	Ownership	100.000	New York Life Insurance Company	NO	
							REKA 51M HOLDINGS, LLC	DE	NIA	New York Life Insurance Company	Ownership	100.000	New York Life Insurance Company	NO	
							REEP-IND ROMULUS MI LLC	DE	NIA	New York Life Real Estate Holdings	Ownership	100.000	New York Life Insurance Company	NO	
							REEP-NPD ROMULUS JV LLC	DE	NIA	REEP-IND ROMULUS MI LLC	Ownership	87.140	New York Life Insurance Company	NO	
							REEP-MF SOUTH MAIN TX LLC	DE	NIA	REEP-NPD ROMULUS JV LLC	Ownership	100.000	New York Life Insurance Company	NO	
							REEP-AO SOUTH MAIN JV LLC	DE	NIA	REEP-MF SOUTH MAIN TX LLC	Ownership	99.990	New York Life Insurance Company	NO	
							REEP-AO SOUTH MAIN OWNER LLC	DE	NIA	REEP-AO SOUTH MAIN JV LLC	Ownership	100.000	New York Life Insurance Company	NO	
							CUMBERLAND PROPERTIES LLC	DE	NIA	New York Life Insurance Company	Ownership	99.000	New York Life Insurance Company	NO	
							NJIND Raritan Center LLC	DE	NIA	New York Life Insurance Company	Ownership	100.000	New York Life Insurance Company	NO	
							NJIND Talmadge Road LLC	DE	NIA	New York Life Insurance Company	Ownership	100.000	New York Life Insurance Company	NO	
							NJIND Melrich Road LLC	DE	NIA	New York Life Insurance Company	Ownership	100.000	New York Life Insurance Company	NO	
							FP Building 18, LLC	DE	NIA	New York Life Insurance Company	Ownership	100.000	New York Life Insurance Company	NO	
							FP Building 19, LLC	DE	NIA	New York Life Insurance Company	Ownership	100.000	New York Life Insurance Company	NO	
							Enclave CAF, LLC	DE	NIA	New York Life Insurance Company	Ownership	100.000	New York Life Insurance Company	NO	
							Summitt Ridge Apartments, LLC	DE	NIA	New York Life Insurance Company	Ownership	100.000	New York Life Insurance Company	NO	
							PTC Acquisitions, LLC	DE	NIA	New York Life Insurance Company	Ownership	100.000	New York Life Insurance Company	NO	
							Martingale Road LLC	DE	NIA	New York Life Insurance Company	Ownership	100.000	New York Life Insurance Company	NO	

ANNUAL STATEMENT FOR THE YEAR 2023 OF THE NYLIFE INSURANCE COMPANY OF ARIZONA

SCHEDULE Y

PART 1A - DETAIL OF INSURANCE HOLDING COMPANY SYSTEM

1	2	3	4	5	6	7	8	9	10	11	12	13	14	15	16
Group Code	Group Name	NAIC Company Code	ID Number	Federal RSSD	CIK	Name of Securities Exchange if Publicly Traded (U.S. or International)	Names of Parent, Subsidiaries Or Affiliates	Domi-ciliary Location	Relation-ship to Reporting Entity	Directly Controlled by (Name of Entity/Person)	Type of Control (Ownership, Board, Management, Attorney-in-Fact, Influence, Other)	If Control is Ownership Provide Percentage	Ultimate Controlling Entity(ies)/Person(s)	Is an SCA Filing Re-quired? (Yes/No)	*
							New York Life Funding	..CYM	..OTH	New York Life Insurance Company	Other	0.000	New York Life Insurance Company	..NO	5
							New York Life Global Funding	..DE	..OTH	New York Life Insurance Company	Other	0.000	New York Life Insurance Company	..NO	5
							Government Energy Savings Trust 2003-A UFI-NOR Federal Receivables Trust, Series 2009B	..NY	..OTH	New York Life Insurance Company	Influence	0.000	New York Life Insurance Company	..NO	6
							JREP Fund Holdings I, L.P.	..CYM	..NIA	New York Life Insurance Company	Ownership	12.500	New York Life Insurance Company	..NO	
							Jaguar Real Estate Partners L.P.	..CYM	..NIA	New York Life Insurance Company	Ownership	30.300	New York Life Insurance Company	..NO	
							NYLIFE Office Holdings Member LLC	..DE	..NIA	New York Life Insurance Company	Ownership	51.000	New York Life Insurance Company	..NO	
					0001711406		NYLIFE Office Holdings LLC	..DE	..NIA	NYLIFE Office Holdings Member LLC	Ownership	51.000	New York Life Insurance Company	..NO	
					0001728620		NYLIFE Office Holdings REIT LLC	..DE	..NIA	NYLIFE Office Holdings LLC	Ownership	100.000	New York Life Insurance Company	..NO	
							REEP-OFC DRAKES LANDING LLC	..DE	..NIA	NYLIFE Office Holdings REIT LLC	Ownership	100.000	New York Life Insurance Company	..NO	
							REEP-OFC CORPORATE POINTE CA LLC	..DE	..NIA	NYLIFE Office Holdings REIT LLC	Ownership	100.000	New York Life Insurance Company	..NO	
							REEP-OFC VON KARMAN CA LLC	..DE	..NIA	NYLIFE Office Holdings REIT LLC	Ownership	100.000	New York Life Insurance Company	..NO	
							REEP-OFC ONE BOWDOIN SQUARE MA LLC	..DE	..NIA	NYLIFE Office Holdings REIT LLC	Ownership	100.000	New York Life Insurance Company	..NO	
							REEP-OFC 525 N Tryon NC LLC	..DE	..NIA	NYLIFE Office Holdings REIT LLC	Ownership	100.000	New York Life Insurance Company	..NO	
			47-2591038				525 Charlotte Office LLC	..DE	..NIA	REEP-OFC 525 N Tryon NC LLC	Ownership	100.000	New York Life Insurance Company	..NO	
							REEP-IMPIC OFC PROMINENCE ATLANTA LLC	..DE	..NIA	New York Life Insurance Company	Ownership	51.000	New York Life Insurance Company	..NO	
							REEP-IMPIC OFC 24th CAMELBACK AZ LLC	..DE	..NIA	New York Life Insurance Company	Ownership	51.000	New York Life Insurance Company	..NO	
					0001728621		NYLIFE Office Holdings Acquisition REIT LLC	..DE	..NIA	NYLIFE Office Holdings LLC	Ownership	100.000	New York Life Insurance Company	..NO	
							NYLIFE Office Holdings Acquisition REIT LLC	..DE	..NIA	NYLIFE Office Holdings Acquisition REIT LLC	Ownership	100.000	New York Life Insurance Company	..NO	
							REEP OFC Westory DC LLC	..DE	..NIA		Ownership	100.000	New York Life Insurance Company	..NO	
							Skyhigh SPV Note Issuer 2020 Parent Trust	..DE	..OTH	New York Life Insurance Company	Influence	0.000	New York Life Insurance Company	..NO	6
							Skyhigh SPV Note Issuer 2020 LLC	..DE	..OTH	New York Life Insurance Company	Influence	0.000	New York Life Insurance Company	..NO	6
							Sol Invictus Note Issuer 2021-1 LLC	..DE	..OTH	New York Life Insurance Company	Influence	0.000	New York Life Insurance Company	..NO	11
							Veritas Doctrina Note Issuer SPV LLC	..DE	..OTH	New York Life Insurance Company	Influence	0.000	New York Life Insurance Company	..NO	11
							MSVEF Investor LLC	..DE	..NIA	New York Life Insurance Company	Ownership	100.000	New York Life Insurance Company	..NO	
					0001742549		MSVEF Feeder LP	..DE	..NIA	MSVEF Investor LLC	Ownership	55.560	New York Life Insurance Company	..NO	
							MSVEF REIT LLC	..DE	..NIA	MSVEF Feeder LP	Ownership	55.560	New York Life Insurance Company	..NO	
							Madison Square Value Enhancement Fund LP	..DE	..NIA	MSVEF REIT LLC	Ownership	51.000	New York Life Insurance Company	..NO	
							MSVEF-MF Evanston GP LLC	..DE	..NIA	Madison Square Value Enhancement Fund LP	Ownership	51.000	New York Life Insurance Company	..NO	
							MSVEF-MF Evanston II LP	..DE	..NIA	MSVEF-MF Evanston GP LLC	Ownership	51.000	New York Life Insurance Company	..NO	
							MSVEF-OFC Tampa GP LLC	..DE	..NIA	Madison Square Value Enhancement Fund LP	Ownership	100.000	New York Life Insurance Company	..NO	
							MSVEF-OFC WFC Tampa FL LP	..DE	..NIA	MSVEF-OFC Tampa GP LLC	Ownership	100.000	New York Life Insurance Company	..NO	
							MSVEF-FG WFC Tampa JV LP	..DE	..NIA	MSVEF-OFC WFC Tampa FL LP	Ownership	94.590	New York Life Insurance Company	..NO	
							MSVEF-OFC WFC Tampa PO GP LLC	..DE	..NIA	MSVEF-FG WFC Tampa JV LP	Ownership	100.000	New York Life Insurance Company	..NO	
							MSVEF-FG WFC Property Owner LP	..DE	..NIA	MSVEF-OFC WFC Tampa PO GP LLC	Ownership	100.000	New York Life Insurance Company	..NO	
							MSVEF-IND Commerce 303 GP LLC	..DE	..NIA	Madison Square Value Enhancement Fund LP	Ownership	100.000	New York Life Insurance Company	..NO	
							MSVEF-IND Commerce 303 AZ LP	..DE	..NIA	MSVEF-IND Commerce 303 GP LLC	Ownership	100.000	New York Life Insurance Company	..NO	
							MSVEF-SW Commerce 303 JV LP	..DE	..NIA	MSVEF-IND Commerce 303 AZ LP	Ownership	95.000	New York Life Insurance Company	..NO	
			88-2404158				MSVEF-MF Pennbrook Station GP LLC	..DE	..NIA	Madison Square Value Enhancement Fund LP	Ownership	51.000	New York Life Insurance Company	..NO	
			88-2389603				MSVEF-MF Pennbrook Station PA LP	..DE	..NIA	MSVEF-MF Pennbrook Station GP LLC	Ownership	51.000	New York Life Insurance Company	..NO	
			92-0292003				MSVEF-MF Burroughs Mill GP LLC	..DE	..NIA	Madison Square Value Enhancement Fund LP	Ownership	100.000	New York Life Insurance Company	..NO	
							MSVEF-MF Burroughs Mill NJ LP	..DE	..NIA	MSVEF-MF Burroughs Mill GP LLC	Ownership	50.000	New York Life Insurance Company	..NO	
							MSVEF-MF Gramercy JV GP LLC (Delaware)	..DE	..NIA	Madison Square Value Enhancement Fund LP	Ownership	100.000	New York Life Insurance Company	..NO	
							MSVEF-MF Gramercy OH LP (Delaware)	..DE	..NIA	MSVEF-MF Gramercy JV GP LLC	Ownership	100.000	New York Life Insurance Company	..NO	
							MSVEF-CR Gramercy JV LP (Delaware)	..DE	..NIA	MSVEF-MF Gramercy JV GP LLC	Ownership	75.000	New York Life Insurance Company	..NO	
							SEAF Sichuan SME Investment Fund LLC	..DE	..NIA	New York Life Enterprises LLC	Ownership	39.980	New York Life Insurance Company	..NO	

ANNUAL STATEMENT FOR THE YEAR 2023 OF THE NYLIFE INSURANCE COMPANY OF ARIZONA

SCHEDULE Y

PART 1A - DETAIL OF INSURANCE HOLDING COMPANY SYSTEM

1	2	3	4	5	6	7	8	9	10	11	12	13	14	15	16
Group Code	Group Name	NAIC Company Code	ID Number	Federal RSSD	CIK	Name of Securities Exchange if Publicly Traded (U.S. or International)	Names of Parent, Subsidiaries Or Affiliates	Domi-ciliary Location	Relation-ship to Reporting Entity	Directly Controlled by (Name of Entity/Person)	Type of Control (Ownership, Board, Management, Attorney-in-Fact, Influence, Other)	If Control is Ownership Provide Percentage	Ultimate Controlling Entity(ies)/Person(s)	Is an SCA Filing Re-quired? (Yes/No)	*
			98-0412951				New York Life International Holdings Limited	.MUS.	.NIA.	New York Life Enterprises LLC	Ownership	84.380	New York Life Insurance Company	NO	
			98-0412951				New York Life International Holdings Limited	.MUS.	.NIA.	NYL Cayman Holdings Ltd.	Ownership	15.620	New York Life Insurance Company	NO	
							Max Estates Ltd. (India) Max Ventures and Industries Limited	.IND.	.NIA.	New York Life International Holdings Limited	Ownership	100.000	New York Life Insurance Company	NO	
							Max Ventures and Industries Limited	.IND.	.NIA.	New York Life Insurance Company	Ownership	1.400	New York Life Insurance Company	NO	
							Max I Ltd.	.IND.	.NIA.	Max Ventures and Industries Limited	Ownership	100.000	New York Life Insurance Company	NO	
							Max Assets Services Ltd.	.IND.	.NIA.	Max Ventures and Industries Limited	Ownership	100.000	New York Life Insurance Company	NO	
							Max Square Limited	.IND.	.NIA.	Max Estates Ltd.	Ownership	51.000	New York Life Insurance Company	NO	
							Max Square Limited	.IND.	.NIA.	New York Life Insurance Company	Ownership	49.000	New York Life Insurance Company	NO	
							Pharmax Corporation Ltd.	.IND.	.NIA.	Max Estates Ltd.	Ownership	100.000	New York Life Insurance Company	NO	
							Max Towers Pvt.	.IND.	.NIA.	Max Estates Ltd.	Ownership	100.000	New York Life Insurance Company	NO	
							Max Estates 128 Pvt. Ltd.	.IND.	.NIA.	Max Estates Ltd.	Ownership	100.000	New York Life Insurance Company	NO	
							Max Estates Gurgaon Ltd.	.IND.	.NIA.	Max Estates Ltd.	Ownership	100.000	New York Life Insurance Company	NO	
							Acreage Builders Pvt. Ltd.	.IND.	.NIA.	Max Estates Ltd.	Ownership	100.000	New York Life Insurance Company	NO	
							NYL Cayman Holdings Ltd.	.CYM.	.NIA.	New York Life Enterprises LLC	Ownership	100.000	New York Life Insurance Company	NO	
							NYL Worldwide Capital Investments, LLC	.DE.	.NIA.	NYL Cayman Holdings Ltd.	Ownership	100.000	New York Life Insurance Company	NO	
							Seguros Monterrey New York Life, S.A. de C.V.	.MEX.	.IA.	New York Life Enterprises LLC	Ownership	99.998	New York Life Insurance Company	NO	
							Seguros Monterrey New York Life, S.A. de C.V.	.MEX.	.IA.	NYL Worldwide Capital Investments	Ownership	0.002	New York Life Insurance Company	NO	
							Administradora de Conductos SMNYL, S.A. de C.V.	.MEX.	.NIA.	Seguros Monterrey New York Life, S.A. de C.V.	Ownership	99.000	New York Life Insurance Company	NO	
							Agencias de Distribucion SMNYL, S.A. de C.V.	.MEX.	.NIA.	Seguros Monterrey New York Life, S.A. de C.V.	Ownership	99.000	New York Life Insurance Company	NO	
							Inmobiliaria SMNYL, S.A. de C.V.	.MEX.	.NIA.	Seguros Monterrey New York Life, S.A. de C.V.	Ownership	99.000	New York Life Insurance Company	NO	
			26-1483563				Inmobiliaria SMNYL, S.A. de C.V.	.MEX.	.NIA.	C.V.	Ownership	1.000	New York Life Insurance Company	NO	
			13-3853547				Eagle Strategies LLC	.DE.	.NIA.	NYLIFE LLC	Ownership	100.000	New York Life Insurance Company	NO	
			13-3808042		0001033244		New York Life Capital Corporation	.DE.	.NIA.	NYLIFE LLC	Ownership	100.000	New York Life Insurance Company	NO	
			27-0145686		0000071637		New York Life Trust Company	.NY.	.NIA.	NYLIFE LLC	Ownership	100.000	New York Life Insurance Company	NO	
			13-3929029				NYLIFE Securities LLC	.DE.	.NIA.	NYLIFE LLC	Ownership	100.000	New York Life Insurance Company	NO	
							NYLINK Insurance Agency Incorporated	.DE.	.NIA.	NYLIFE LLC	Ownership	100.000	New York Life Insurance Company	NO	
							NYLUK I Company	.GBR.	.NIA.	NYLIFE LLC	Ownership	100.000	New York Life Insurance Company	NO	
							NYLUK II Company	.GBR.	.NIA.	NYLUK I Company	Ownership	100.000	New York Life Insurance Company	NO	
							Gresham Mortgage	.GBR.	.NIA.	NYLUK II Company	Ownership	100.000	New York Life Insurance Company	NO	
							W Construction Company	.GBR.	.NIA.	NYLUK II Company	Ownership	100.000	New York Life Insurance Company	NO	
							WUT	.GBR.	.NIA.	NYLUK II Company	Ownership	100.000	New York Life Insurance Company	NO	
							WIM (AIM)	.GBR.	.NIA.	NYLUK II Company	Ownership	100.000	New York Life Insurance Company	NO	
							NYL Investors (U.K.) Limited	.GBR.	.NIA.	NYL Investors LLC	Ownership	100.000	New York Life Insurance Company	NO	
							NYL Investors REIT Manager LLC	.DE.	.NIA.	NYL Investors LLC	Ownership	100.000	New York Life Insurance Company	NO	
							NYL Investors NCVAD II GP, LLC	.DE.	.NIA.	NYL Investors LLC	Ownership	100.000	New York Life Insurance Company	NO	
							MNCVAD II-MF HENLEY CA LLC	.DE.	.NIA.	McMorgan Northern California Value Add/Development Fund II, L.P.	Ownership	100.000	New York Life Insurance Company	NO	
							MNCVAD II-SP HENLEY JV LLC	.DE.	.NIA.	MNCVAD II-MF HENLEY CA LLC	Ownership	90.000	New York Life Insurance Company	NO	
							MNCVAD II-SP HENLEY OWNER LLC	.DE.	.NIA.	MNCVAD II-SP HENLEY JV LLC	Ownership	100.000	New York Life Insurance Company	NO	

ANNUAL STATEMENT FOR THE YEAR 2023 OF THE NYLIFE INSURANCE COMPANY OF ARIZONA

SCHEDULE Y

PART 1A - DETAIL OF INSURANCE HOLDING COMPANY SYSTEM

1	2	3	4	5	6	7	8	9	10	11	12	13	14	15	16
Group Code	Group Name	NAIC Company Code	ID Number	Federal RSSD	CIK	Name of Securities Exchange if Publicly Traded (U.S. or International)	Names of Parent, Subsidiaries Or Affiliates	Domi-ciliary Location	Relation-ship to Reporting Entity	Directly Controlled by (Name of Entity/Person)	Type of Control (Ownership, Board, Management, Attorney-in-Fact, Influence, Other)	If Control is Ownership Provide Percentage	Ultimate Controlling Entity(ies)/Person(s)	Is an SCA Filing Re-quired? (Yes/No)	*
							MNCVAD 11-OFC 770 L Street CA LLC	DE	NIA	McMorgan Northern California Value Add/Development Fund II, L.P.	Ownership	100.000	New York Life Insurance Company	NO	
							MNCVAD 11-MF UNION CA LLC	DE	NIA	McMorgan Northern California Value Add/Development Fund II, L.P.	Ownership	100.000	New York Life Insurance Company	NO	
							MNCVAD 11- HOLLIDAY UNION JV LLC	DE	NIA	MNCVAD 11-MF UNION CA LLC	Ownership	90.000	New York Life Insurance Company	NO	
							MNCVAD 11-OFC HARBORS CA LLC	DE	NIA	McMorgan Northern California Value Add/Development Fund II, L.P.	Ownership	100.000	New York Life Insurance Company	NO	
							MNCVAD 11-SEAGATE HARBORS LLC	DE	NIA	MNCVAD 11-OFC HARBORS CA LLC	Ownership	90.000	New York Life Insurance Company	NO	
							MNCVAD 11-OFC 630 K Street CA LLC	DE	NIA	McMorgan Northern California Value Add/Development Fund II, L.P.	Ownership	100.000	New York Life Insurance Company	NO	
							MNCVAD 11-IND SHILOH CA LLC	DE	NIA	McMorgan Northern California Value Add/Development Fund II, L.P.	Ownership	100.000	New York Life Insurance Company	NO	
							MNCVAD 11-BIG SHILOH JC LLC	DE	NIA	MNCVAD 11-IND SHILOH CA LLC	Ownership	90.000	New York Life Insurance Company	NO	
			84-1758196				MSSDF GP LLC	DE	NIA	NYL Investors LLC	Ownership	100.000	New York Life Insurance Company	NO	
			93-2306247				MSSDF II GP LLC	DE	NIA	NYL Investors LLC	Ownership	100.000	New York Life Insurance Company	NO	
			93-2399069				MSSDF II Member LLC	DE	NIA	NYL Investors LLC	Ownership	35.000	New York Life Insurance Company	NO	
			93-2399069				MSSDF II Member LLC	DE	NIA	NYL Investors LLC	Ownership	65.000	New York Life Insurance Annuity Corporation	NO	
			93-2469180				Madison Square Structured Debt Fund II LP	DE	NIA	MSSDF II Member LLC	Ownership	100.000	New York Life Insurance Company	NO	
			92-2421807				MSSDF REIT II LLC	DE	NIA	Madison Square Structured Debt Fund II LP	Ownership	100.000	New York Life Insurance Company	NO	
			84-1781419				MSSDF Member LLC	DE	NIA	New York Life Insurance Company	Ownership	35.000	New York Life Insurance Company	NO	
			84-1781419				MSSDF Member LLC	DE	NIA	New York Life Insurance and Annuity Corporation	Ownership	65.000	New York Life Insurance Company	NO	
			84-1797003				Madison Square Structured Debt Fund LP	DE	NIA	MSSDF Member LLC	Ownership	40.400	New York Life Insurance Company	NO	
			84-1819107				MSSDF REIT LLC	DE	NIA	Madison Square Structured Debt Fund LP	Ownership	100.000	New York Life Insurance Company	NO	
			84-1825208				MSSDF REIT Funding Sub I LLC	DE	NIA	MSSDF REIT LLC	Ownership	100.000	New York Life Insurance Company	NO	
			85-4113067				MSSDF REIT Funding Sub II LLC	DE	NIA	MSSDF REIT LLC	Ownership	100.000	New York Life Insurance Company	NO	
			85-4120070				MSSDF REIT Funding Sub III LLC	DE	NIA	MSSDF REIT LLC	Ownership	100.000	New York Life Insurance Company	NO	
							MSSDF REIT Funding Sub IV LLC	DE	NIA	MSSDF REIT LLC	Ownership	100.000	New York Life Insurance Company	NO	
							MSSDF REIT Funding Sub V LLC	DE	NIA	MSSDF REIT LLC	Ownership	100.000	New York Life Insurance Company	NO	
			87-3760197				MSSDF REIT Funding Sub VI LLC (Delaware)	DE	NIA	MSSDF REIT LLC	Ownership	100.000	New York Life Insurance Company	NO	
							MSSDF REIT Funding Sub VII LLC (Delaware)	DE	NIA	MSSDF REIT LLC	Ownership	100.000	New York Life Insurance Company	NO	
			93-1441293				MSSDF-OFCB Voss San Felipe LLC (Delaware)	DE	NIA	Madison Square Structured Debt Fund LP	Ownership	100.000	New York Life Insurance Company	NO	
			93-1429937				MSSDF-OFCB Woodway LLC (Delaware)	DE	NIA	Madison Square Structured Debt Fund LP	Ownership	100.000	New York Life Insurance Company	NO	
			93-2600376				MSSDF-OFCB Hanover LLC (Delaware)	DE	NIA	Madison Square Structured Debt Fund LP	Ownership	100.000	New York Life Insurance Company	NO	
			93-4382159				MSSDF-OFCB EI Segundo LLC	DE	NIA	Madison Square Structured Debt Fund LP	Ownership	100.000	New York Life Insurance Company	NO	
							MSSIV GP LLC (Delaware)	DE	NIA	NYL Investors LLC	Ownership	100.000	New York Life Insurance Company	NO	
							Madison Square Strategic Investments Venture LP	DE	NIA	MSSIV GP	Ownership	51.000	New York Life Insurance Company	NO	
							MSSIV REIT Manager LLC (Delaware)	DE	NIA	Madison Square Strategic Investments Venture LP	Ownership	51.000	New York Life Insurance Company	NO	
							Madison Square Strategic Investments Venture REIT LLC	DE	NIA	Madison Square Strategic Investments Venture LP	Ownership	51.000	New York Life Insurance Company	NO	
							MSSIV NYL Investor Member LLC (Delaware)	DE	NIA	New York Life Insurance Company	Ownership	90.000	New York Life Insurance Company	NO	
							MSSIV NYL Investor Member LLC (Delaware)	DE	NIA	New York Life Insurance and Annuity Corporation	Ownership	10.000	New York Life Insurance Company	NO	
							MSVEF GP LLC	DE	NIA	NYL Investors LLC	Ownership	100.000	New York Life Insurance Company	NO	
							MCPF GP LLC	DE	NIA	NYL Investors LLC	Ownership	100.000	New York Life Insurance Company	NO	
			94-3390961				Madison Core Property Fund LP	DE	NIA	NYL Investors LLC	Management	0.000	New York Life Insurance Company	NO	9
			83-4025228				MCPF Holdings Manager LLC	DE	NIA	Madison Core Property Fund LP	Ownership	100.000	New York Life Insurance Company	NO	

ANNUAL STATEMENT FOR THE YEAR 2023 OF THE NYLIFE INSURANCE COMPANY OF ARIZONA

SCHEDULE Y

PART 1A - DETAIL OF INSURANCE HOLDING COMPANY SYSTEM

1	2	3	4	5	6	7	8	9	10	11	12	13	14	15	16
Group Code	Group Name	NAIC Company Code	ID Number	Federal RSSD	CIK	Name of Securities Exchange if Publicly Traded (U.S. or International)	Names of Parent, Subsidiaries Or Affiliates	Domi-ciliary Location	Relation-ship to Reporting Entity	Directly Controlled by (Name of Entity/Person)	Type of Control (Ownership, Board, Management, Attorney-in-Fact, Influence, Other)	If Control is Ownership Provide Percentage	Ultimate Controlling Entity(ies)/Person(s)	Is an SCA Filing Re-quired? (Yes/No)	*
			83-4049223				MCPF MA Holdings LLC	DE	NIA	Madison Core Property Fund LP	Ownership	100.000	New York Life Insurance Company	NO	
							MCPF Holdings LLC	DE	NIA	Madison Core Property Fund LP	Ownership	100.000	New York Life Insurance Company	NO	
							MADISON-IND TAMARAC FL	DE	NIA	Madison Core Property Fund LP	Ownership	100.000	New York Life Insurance Company	NO	
							MADISON-OFC BRICKELL FL LLC	DE	NIA	Madison Core Property Fund LP	Ownership	100.000	New York Life Insurance Company	NO	
							MADISON-IND POWAY CA LLC	DE	NIA	Madison Core Property Fund LP	Ownership	100.000	New York Life Insurance Company	NO	
							MADISON-LPC POWAY JV LLC (Delaware)	DE	NIA	MADISON-IND POWAY CA LLC	Ownership	100.000	New York Life Insurance Company	NO	
							MADISON-MF GRANARY FLATS TX LLC (Delaware)	DE	NIA	MADISON-LPC POWAY JV LLC (Delaware)	Ownership	100.000	New York Life Insurance Company	NO	
							MADISON-AO GRANARY FLATS JV LLC (Delaware)	DE	NIA	MADISON-MF GRANARY FLATS TX LLC (Delaware)	Ownership	100.000	New York Life Insurance Company	NO	
							MADISON-AO GRANARY FLATS OWNER LLC (Delaware)	DE	NIA	MADISON-AO GRANARY FLATS JV LLC (Delaware)	Ownership	100.000	New York Life Insurance Company	NO	
							MADISON-IND 2080 ENTERPRISE CA LLC	DE	NIA	Madison Core Property Fund LP	Ownership	100.000	New York Life Insurance Company	NO	
							MADISON-IND CLAWITER CA LLC	DE	NIA	Madison Core Property Fund LP	Ownership	100.000	New York Life Insurance Company	NO	
							MADISON-REDCO CLAWITER JV LLC	DE	NIA	MADISON-IND CLAWITER CA LLC	Ownership	100.000	New York Life Insurance Company	NO	
							MADISON-IND ENTERPRISE RIALTO CA LLC	DE	NIA	Madison Core Property Fund LP	Ownership	100.000	New York Life Insurance Company	NO	
							MIREF Mill Creek, LLC	DE	NIA	Madison Core Property Fund LP	Ownership	100.000	New York Life Insurance Company	NO	
							MIREF Gateway, LLC	DE	NIA	Madison Core Property Fund LP	Ownership	100.000	New York Life Insurance Company	NO	
							MIREF Gateway Phases II and III, LLC	DE	NIA	Madison Core Property Fund LP	Ownership	100.000	New York Life Insurance Company	NO	
							MIREF Delta Court, LLC	DE	NIA	Madison Core Property Fund LP	Ownership	100.000	New York Life Insurance Company	NO	
							MIREF Fremont Distribution Center, LLC	DE	NIA	Madison Core Property Fund LP	Ownership	100.000	New York Life Insurance Company	NO	
							MIREF Century, LLC	DE	NIA	Madison Core Property Fund LP	Ownership	100.000	New York Life Insurance Company	NO	
							MIREF Newport Commons, LLC	DE	NIA	Madison Core Property Fund LP	Ownership	100.000	New York Life Insurance Company	NO	
							MIREF Northsight, LLC	DE	NIA	Madison Core Property Fund LP	Ownership	100.000	New York Life Insurance Company	NO	
							MIREF Riverside, LLC	DE	NIA	Madison Core Property Fund LP	Ownership	100.000	New York Life Insurance Company	NO	
							Bartons Lodge Apartments, LLC	DE	NIA	Madison Core Property Fund LP	Ownership	90.000	New York Life Insurance Company	NO	
							MIREF 101 East Crossroads, LLC	DE	NIA	Madison Core Property Fund LLC	Ownership	100.000	New York Life Insurance Company	NO	
							101 East Crossroads, LLC	DE	NIA	MIREF 101 East Crossroads, LLC	Ownership	100.000	New York Life Insurance Company	NO	
							MIREF Hawthorne, LLC	DE	NIA	Madison Core Property Fund LLC	Ownership	100.000	New York Life Insurance Company	NO	
							MIREF Auburn 277, LLC	DE	NIA	Madison Core Property Fund LLC	Ownership	100.000	New York Life Insurance Company	NO	
							MIREF Sumner North, LLC	DE	NIA	Madison Core Property Fund LLC	Ownership	100.000	New York Life Insurance Company	NO	
							MIREF Wellington, LLC	DE	NIA	Madison Core Property Fund LLC	Ownership	100.000	New York Life Insurance Company	NO	
							MIREF Warner Center, LLC	DE	NIA	Madison Core Property Fund LLC	Ownership	100.000	New York Life Insurance Company	NO	
							MADISON-MF Duluth GA LLC	DE	NIA	Madison Core Property Fund LLC	Ownership	100.000	New York Life Insurance Company	NO	
							MADISON-OFC Centerstone I CA LLC	DE	NIA	Madison Core Property Fund LLC	Ownership	100.000	New York Life Insurance Company	NO	
							MADISON-OFC Centerstone III CA LLC	DE	NIA	Madison Core Property Fund LLC	Ownership	100.000	New York Life Insurance Company	NO	
							MADISON-MOB Centerstone IV CA LLC	DE	NIA	Madison Core Property Fund LLC	Ownership	100.000	New York Life Insurance Company	NO	
							MADISON-OFC Centerpoint Plaza CA LLC	DE	NIA	Madison Core Property Fund LLC	Ownership	100.000	New York Life Insurance Company	NO	
			47-2279230				MADISON-IND Logistics NC LLC	DE	NIA	Madison Core Property Fund LLC	Ownership	100.000	New York Life Insurance Company	NO	
			47-2283899				MCPF-LRC Logistics LLC	DE	NIA	MADISON-IND Logistics NC LLC	Ownership	90.000	New York Life Insurance Company	NO	
							MADISON-MF Desert Mirage AZ LLC	DE	NIA	Madison Core Property Fund LLC	Ownership	100.000	New York Life Insurance Company	NO	
							MADISON-OFC One Main Place OR LLC	DE	NIA	Madison Core Property Fund LLC	Ownership	100.000	New York Life Insurance Company	NO	
							MADISON-MF Hoyt OR LLC	DE	NIA	Madison Core Property Fund LLC	Ownership	100.000	New York Life Insurance Company	NO	
			47-5172577				MADISON-RTL Clifton Heights PA LLC	DE	NIA	Madison Core Property Fund LLC	Ownership	100.000	New York Life Insurance Company	NO	
							MADISON-IND Locust CA LLC	DE	NIA	Madison Core Property Fund LLC	Ownership	100.000	New York Life Insurance Company	NO	
			47-5640009				MADISON-OFC Weston Pointe FL LLC	DE	NIA	Madison Core Property Fund LLC	Ownership	100.000	New York Life Insurance Company	NO	
							MADISON-MF MCCADEN CA LLC	DE	NIA	Madison Core Property Fund LLC	Ownership	100.000	New York Life Insurance Company	NO	
							MADISON-OFC 1201 WEST IL LLC	DE	NIA	Madison Core Property Fund LLC	Ownership	100.000	New York Life Insurance Company	NO	
							MADISON-MCCAFFERY 1201 WEST IL LLC	DE	NIA	MADISON-OFC 1201 WEST IL LLC	Ownership	92.500	New York Life Insurance Company	NO	
							MADISON-MF CRESTONE AZ LLC	DE	NIA	Madison Core Property Fund LLC	Ownership	100.000	New York Life Insurance Company	NO	

ANNUAL STATEMENT FOR THE YEAR 2023 OF THE NYLIFE INSURANCE COMPANY OF ARIZONA

SCHEDULE Y

PART 1A - DETAIL OF INSURANCE HOLDING COMPANY SYSTEM

1	2	3	4	5	6	7	8	9	10	11	12	13	14	15	16
Group Code	Group Name	NAIC Company Code	ID Number	Federal RSSD	CIK	Name of Securities Exchange if Publicly Traded (U.S. or International)	Names of Parent, Subsidiaries Or Affiliates	Domi-ciliary Location	Relation-ship to Reporting Entity	Directly Controlled by (Name of Entity/Person)	Type of Control (Ownership, Board, Management, Attorney-in-Fact, Influence, Other)	If Control is Ownership Provide Percentage	Ultimate Controlling Entity(ies)/Person(s)	Is an SCA Filing Re-quired? (Yes/No)	*
			83-4019048				MADISON-MF TECH RIDGE TX LLC	DE	NIA	Madison Core Property Fund LLC	Ownership	100.000	New York Life Insurance Company	NO	
							MADISON-RTL SARASOTA FL, LLC	DE	NIA	Madison Core Property Fund LLC	Ownership	100.000	New York Life Insurance Company	NO	
							MADISON-MOB CITRACADO CA LLC	DE	NIA	Madison Core Property Fund LLC	Ownership	100.000	New York Life Insurance Company	NO	
							MADISON-MF THE MEADOWS WA LLC	DE	NIA	Madison Core Property Fund LLC	Ownership	100.000	New York Life Insurance Company	NO	
							MADISON-ACG THE MEADOWS JV LLC	DE	NIA	MADISON-ACG THE MEADOWS WA LLC	Ownership	100.000	New York Life Insurance Company	NO	
							MADISON-ACG THE MEADOWS OWNER LLC	DE	NIA	MADISON-ACG THE MEADOWS JV LLC	Ownership	100.000	New York Life Insurance Company	NO	
							Madison-MF Osprey QRS Inc	DE	NIA	Madison Core Property Fund LP	Ownership	100.000	New York Life Insurance Company	NO	
			87-4097153				Madison-MF Osprey NC GP LLC	DE	NIA	Madison-MF Osprey QRS Inc.	Ownership	100.000	New York Life Insurance Company	NO	
			87-4075458				Madison-MF Osprey NC LP	DE	NIA	Madison-MF Osprey QRS Inc.	Ownership	99.000	New York Life Insurance Company	NO	
							Madison-MF Osprey NC LP	DE	NIA	Madison-MF Osprey NC LP	Ownership	1.000	New York Life Insurance Company	NO	
							MADISON-IND LNDR TABOR ROAD NJ LLC (Delaware)	DE	NIA	Madison Core Property Fund LP	Ownership	100.000	New York Life Insurance Company	NO	
							Bow River Advisers, LLC	DE	NIA	New York Life Investment Management Holdings LLC	Ownership	49.000	New York Life Insurance Company	NO	
							New York Life Investment Management Asia Limited	CYM	NIA	New York Life Investment Management Holdings LLC	Ownership	100.000	New York Life Insurance Company	NO	
			13-4080466		0000061227		MackKay Shields LLC	DE	NIA	New York Life Investment Management Holdings LLC	Ownership	100.000	New York Life Insurance Company	NO	
							MackKay Shields Emerging Markets Debt Portfolio	DE	NIA	MackKay Shields LLC	Ownership	100.000	New York Life Insurance Company	NO	
			27-2850988				MackKay Shields Core Plus Opportunities Fund GP LLC	DE	NIA	MackKay Shields LLC	Ownership	100.000	New York Life Insurance Company	NO	
			27-2851036		0001502131		MackKay Shields Core Plus / Opportunities Fund LP	DE	NIA	MackKay Shields Core Plus Opportunities Fund GP LLC	Ownership	100.000	New York Life Insurance Company	NO	
			27-0676586				MackKay Municipal Managers Opportunities GP LLC	DE	NIA	MackKay Shields LLC	Ownership	100.000	New York Life Insurance Company	NO	
			26-2332835		0001432467		MackKay Municipal Opportunities Master Fund, L.P.	DE	NIA	MackKay Municipal Managers Opportunities GP LLC	Ownership	100.000	New York Life Insurance Company	NO	
			22-2267512		0001432468		MackKay Municipal Opportunities Fund, L.P.	DE	NIA	MackKay Municipal Managers Opportunities GP LLC	Ownership	100.000	New York Life Insurance Company	NO	
			27-0676650				MackKay Municipal Managers Credit Opportunities GP, LLC	DE	NIA	MackKay Shields LLC	Ownership	100.000	New York Life Insurance Company	NO	
			30-0523736		0001460030		MackKay Municipal Credit Opportunities Master Fund, L.P.	DE	NIA	MackKay Municipal Managers Credit Opportunities GP LLC	Ownership	100.000	New York Life Insurance Company	NO	
			30-0523739		0001460023		MackKay Municipal Credit Opportunities Fund, L.P.	DE	NIA	MackKay Municipal Managers Credit Opportunities GP LLC	Ownership	100.000	New York Life Insurance Company	NO	
			38-4019880		0001700102		MackKay Municipal Credit Opportunities HL Fund, L.P.	DE	NIA	MackKay Municipal Managers Credit Opportunities GP LLC	Ownership	100.000	New York Life Insurance Company	NO	
			98-1374021				MackKay Municipal Managers Credit Opportunities HL (Cayman) GP LLC	CYM	NIA	MackKay Shields LLC	Ownership	100.000	New York Life Insurance Company	NO	
			98-1370729		0001710885		MackKay Municipal Credit Opportunities HL (Cayman) Fund, LP	CYM	NIA	MackKay Municipal Managers Credit Opportunities HL (Cayman) GP LLC	Ownership	100.000	New York Life Insurance Company	NO	
			45-3040968				MackKay Municipal Short Term Opportunities Fund GP LLC	DE	NIA	MackKay Shields LLC	Ownership	100.000	New York Life Insurance Company	NO	
			45-3041041		0001532022		MackKay Municipal Short Term Opportunities Fund LP	DE	NIA	MackKay Municipal Short Term Opportunities Fund GP LLC	Ownership	100.000	New York Life Insurance Company	NO	
							Plainview Funds plc	IRL	NIA	MackKay Shields LLC	Ownership	50.000	New York Life Insurance Company	NO	
							Plainview Funds plc	IRL	NIA	MackKay Shields LLC	Board of Directors	0.000	New York Life Insurance Company	NO	
							Plainview Funds plc - MackKay Shields Structured Products Opportunities Portfolio	IRL	NIA	MackKay Shields LLC	Ownership	0.010	New York Life Insurance Company	NO	

ANNUAL STATEMENT FOR THE YEAR 2023 OF THE NYLIFE INSURANCE COMPANY OF ARIZONA

SCHEDULE Y

PART 1A - DETAIL OF INSURANCE HOLDING COMPANY SYSTEM

1	2	3	4	5	6	7	8	9	10	11	12	13	14	15	16
Group Code	Group Name	NAIC Company Code	ID Number	Federal RSSD	CIK	Name of Securities Exchange if Publicly Traded (U.S. or International)	Names of Parent, Subsidiaries Or Affiliates	Domi-ciliary Location	Relation-ship to Reporting Entity	Directly Controlled by (Name of Entity/Person)	Type of Control (Ownership, Board, Management, Attorney-in-Fact, Influence, Other)	If Control is Ownership Provide Percentage	Ultimate Controlling Entity(ies)/Person(s)	Is an SCA Filing Re-quired? (Yes/No)	*
							Plainview Funds plc - MacKay Shields Structured Products Opportunities Portfolio	..IRL.....	..NIA.....	New York Life Insurance Company	Ownership.....	..99.980 ..	New York Life Insurance Company	.. NO.....	
							Plainview Funds plc MacKay Shields Emerging Markets Debt Portfolio	..IRL.....	..NIA.....	MacKay Shields LLC	Ownership.....	.. 0.010 ..	New York Life Insurance Company	.. NO.....	
							Plainview Funds plc MacKay Shields Emerging Markets Debt Portfolio	..IRL.....	..NIA.....	New York Life Insurance Company	Ownership.....	..99.990 ..	New York Life Insurance Company	.. NO.....	
			27-3064248				MacKay Shields High Yield Active Core Fund GP LLC	..DE.....	..NIA.....	MacKay Shields LLC	Ownership.....	..100.000 ..	New York Life Insurance Company	.. NO.....	
							MacKay Shields High Yield Active Core Fund LP	..DE.....	..NIA.....	MacKay Shields High Yield Active Core Fund GP LLC	Ownership.....	..100.000 ..	New York Life Insurance Company	.. NO.....	
			26-4248749		0001502130		MacKay Shields Credit Strategy Fund Ltd	..CYM.....	..NIA.....	MacKay Shields LLC	Ownership.....	..100.000 ..	New York Life Insurance Company	.. NO.....	
			98-0540507				MacKay Shields Credit Strategy Partners LP	..DE.....	..NIA.....	MacKay Shields LLC	Ownership.....	..100.000 ..	New York Life Insurance Company	.. NO.....	
			13-4357172	3859263			MacKay Shields Defensive Bond Arbitrage Fund Ltd.	..BMJ.....	..NIA.....	MacKay Shields LLC	Ownership.....	.. 0.070 ..	New York Life Insurance Company	.. NO.....	
							MacKay Shields Defensive Bond Arbitrage Fund Ltd.	..BMJ.....	..NIA.....	New York Life Insurance Company	Ownership.....	..14.780 ..	New York Life Insurance Company	.. NO.....	
			45-2732939				MacKay Shields Core Fixed Income Fund GP LLC	..DE.....	..NIA.....	MacKay Shields LLC	Ownership.....	..100.000 ..	New York Life Insurance Company	.. NO.....	
			45-2733007		0001529525		MacKay Shields Core Fixed Income Fund LP	..DE.....	..NIA.....	MacKay Shields Core Fixed Income Fund GP LLC	Ownership.....	..100.000 ..	New York Life Insurance Company	.. NO.....	
			82-1760156				MacKay Shields Select Credit Opportunities Fund GP LLC	..DE.....	..NIA.....	MacKay Shields LLC	Ownership.....	..100.000 ..	New York Life Insurance Company	.. NO.....	
							MacKay Shields Select Credit Opportunities Fund LP	..DE.....	..NIA.....	MacKay Shields Select Credit Opportunities Fund GP LLC	Ownership.....	..100.000 ..	New York Life Insurance Company	.. NO.....	
			81-4553436		0001703194		MacKay Shields (International) Ltd.	..GBR.....	..NIA.....	MacKay Shields LLC	Ownership.....	..100.000 ..	New York Life Insurance Company	.. NO.....	
			98-1108933				MacKay Shields (Services) Ltd.	..GBR.....	..NIA.....	MacKay Shields LLC	Ownership.....	..100.000 ..	New York Life Insurance Company	.. NO.....	
			98-1108959				MacKay Shields UK LLP	..GBR.....	..NIA.....	MacKay Shields (International) Ltd.	Ownership.....	..99.000 ..	New York Life Insurance Company	.. NO.....	
			98-1108940				MacKay Shields UK LLP	..GBR.....	..NIA.....	MacKay Shields (Services) Ltd.	Ownership.....	..1.000 ..	New York Life Insurance Company	.. NO.....	
			47-3358622				MacKay Municipal Managers California Opportunities GP LLC	..DE.....	..NIA.....	MacKay Shields LLC	Ownership.....	..100.000 ..	New York Life Insurance Company	.. NO.....	
							MacKay Municipal California Opportunities Fund, L.P.	..DE.....	..NIA.....	MacKay Municipal Managers California Opportunities GP LLC	Ownership.....	..100.000 ..	New York Life Insurance Company	.. NO.....	
			81-2401724				MacKay Municipal New York Opportunities GP LLC	..DE.....	..NIA.....	MacKay Shields LLC	Ownership.....	..100.000 ..	New York Life Insurance Company	.. NO.....	
			38-4002797		0001685030		MacKay Municipal New York Opportunities Fund, L.P.	..DE.....	..NIA.....	MacKay Municipal New York Opportunities GP LLC	Ownership.....	..100.000 ..	New York Life Insurance Company	.. NO.....	
							MacKay Municipal Opportunity HL Fund LP	..DE.....	..NIA.....	MacKay Municipal New York Opportunities GP LLC	Ownership.....	..100.000 ..	New York Life Insurance Company	.. NO.....	
			81-2575585				MacKay Municipal Capital Trading GP LLC	..DE.....	..NIA.....	MacKay Shields LLC	Ownership.....	..100.000 ..	New York Life Insurance Company	.. NO.....	
			36-4846547				MacKay Municipal Capital Trading Master Fund, L.P.	..DE.....	..NIA.....	MacKay Municipal Capital Trading GP LLC	Ownership.....	..100.000 ..	New York Life Insurance Company	.. NO.....	
			37-1836504				MacKay Municipal Capital Trading Fund, L.P.	..DE.....	..NIA.....	MacKay Municipal Capital Trading GP LLC	Ownership.....	..100.000 ..	New York Life Insurance Company	.. NO.....	
			81-4932734				MacKay Municipal Managers Strategic Opportunities GP LLC	..DE.....	..NIA.....	MacKay Shields LLC	Ownership.....	..100.000 ..	New York Life Insurance Company	.. NO.....	
			37-1846456		0001701742		MacKay Municipal Strategic Opportunities Fund LP	..DE.....	..NIA.....	MacKay Municipal Managers Strategic Opportunities GP LLC	Ownership.....	..100.000 ..	New York Life Insurance Company	.. NO.....	
			82-1715543				MacKay Shields Intermediate Bond Fund GP LLC	..DE.....	..NIA.....	MacKay Shields LLC	Ownership.....	..100.000 ..	New York Life Insurance Company	.. NO.....	
			82-1716026		0001715261		MacKay Shields Intermediate Bond Fund LP	..DE.....	..NIA.....	MacKay Shields Intermediate Bond Fund GP LLC	Ownership.....	..100.000 ..	New York Life Insurance Company	.. NO.....	
			13-4080466				MacKay Shields General Partner (L/S) LLC	..DE.....	..NIA.....	MacKay Shields LLC	Ownership.....	..100.000 ..	New York Life Insurance Company	.. NO.....	

ANNUAL STATEMENT FOR THE YEAR 2023 OF THE NYLIFE INSURANCE COMPANY OF ARIZONA

SCHEDULE Y

PART 1A - DETAIL OF INSURANCE HOLDING COMPANY SYSTEM

1	2	3	4	5	6	7	8	9	10	11	12	13	14	15	16
Group Code	Group Name	NAIC Company Code	ID Number	Federal RSSD	CIK	Name of Securities Exchange if Publicly Traded (U.S. or International)	Names of Parent, Subsidiaries Or Affiliates	Domi-ciliary Location	Relation-ship to Reporting Entity	Directly Controlled by (Name of Entity/Person)	Type of Control (Ownership, Board, Management, Attorney-in-Fact, Influence, Other)	If Control is Ownership Provide Percentage	Ultimate Controlling Entity(ies)/Person(s)	Is an SCA Filing Re-quired? (Yes/No)	*
			02-0633343				MackKay Shields Long/Short Fund (Master) Allocation GP LLC	DE	NIA	MackKay Shields General Partner (L/S) LLC	Ownership	100.000	New York Life Insurance Company	NO	
			83-3051488				MackKay Municipal Managers Opportunities Allocation Master Fund LP	DE	NIA	MackKay Shields LLC	Ownership	100.000	New York Life Insurance Company	NO	
			83-3085547				MackKay Municipal Managers Opportunities Allocation Fund A LP	DE	NIA	MackKay Municipal Managers Opportunities Allocation GP LLC	Ownership	100.000	New York Life Insurance Company	NO	
			83-3088001				MackKay Municipal Managers Opportunities Allocation Fund B LP	DE	NIA	MackKay Municipal Managers Opportunities Allocation GP LLC	Ownership	100.000	New York Life Insurance Company	NO	
			83-3010096				MackKay Municipal Managers U.S. Infrastructure - Opportunities GP LLC	DE	NIA	MackKay Shields LLC	Ownership	100.000	New York Life Insurance Company	NO	
			84-2017635				MackKay Municipal U.S. Infrastructure Opportunities Fund LP	DE	NIA	MackKay Municipal Managers U.S. Infrastructure - Opportunities GP LLC	Ownership	100.000	New York Life Insurance Company	NO	
			84-2046842		0001783642		MackKay Municipal Managers High Yield Select GP LLC	DE	NIA	MackKay Shields LLC	Ownership	100.000	New York Life Insurance Company	NO	
			85-0605318		0001811009		MackKay Municipal High Yield Select Fund LP	DE	NIA	MackKay Municipal Managers High Yield Select GP LLC	Ownership	100.000	New York Life Insurance Company	NO	
							MackKay Flexible Income Fund GP LLC	DE	NIA	MackKay Shields LLC	Ownership	100.000	New York Life Insurance Company	NO	
							MackKay Flexible Income Fund LP	DE	NIA	MackKay Flexible Income Fund GP LLC	Ownership	100.000	New York Life Insurance Company	NO	
							MackKay Municipal Managers High Income Opportunities GP LLC	DE	NIA	MackKay Shields LLC	Ownership	100.000	New York Life Insurance Company	NO	
							MackKay Municipal High Income Opportunities Fund LP	DE	NIA	MackKay Municipal Managers High Income Opportunities GP LLC	Ownership	100.000	New York Life Insurance Company	NO	
							Cascade CLO Manager LLC	DE	NIA	MackKay Shields LLC	Ownership	100.000	New York Life Insurance Company	NO	
							MKS CLO Holdings GP LLC	DE	NIA	Cascade CLO Manager LLC	Ownership	100.000	New York Life Insurance Company	NO	
							MKS CLO Holdings, LP	CYM	NIA	MKS CLO Holdings GP LLC	Ownership	100.000	New York Life Insurance Company	NO	
							MKS CLO Advisors, LLC	DE	NIA	MackKay Shields LLC	Ownership	100.000	New York Life Insurance Company	NO	
							MackKay Shields Europe Investment Management Limited	IRL	NIA	MackKay Shields LLC	Ownership	100.000	New York Life Insurance Company	NO	
			87-1580419				MKS Global Sustainable Emerging Markets Equities Fund GP LLC	DE	NIA	MackKay Shields LLC	Ownership	100.000	New York Life Insurance Company	NO	
			87-1621347				Candriam Global Sustainable Emerging Markets Equities Fund LP	DE	NIA	MKS Global Sustainable Emerging Markets Equities Fund GP LLC	Ownership	100.000	New York Life Insurance Company	NO	
			87-1598388				MKS Global Emerging Markets Equities Fund GP LLC	DE	NIA	MackKay Shields LLC	Ownership	100.000	New York Life Insurance Company	NO	
			87-1645818				Candriam Global Emerging Markets Equities Fund LP	DE	NIA	MKS Global Emerging Markets Equities Fund GP LLC	Ownership	100.000	New York Life Insurance Company	NO	
			92-3561816				MackKay Shields Series Fund Managing Member LLC	DE	NIA	MackKay Shields LLC	Ownership	100.000	New York Life Insurance Company	NO	
			92-3539309				MackKay Shields Series Fund	DE	NIA	MackKay Shields Series Fund Managing Member LLC (Delaware)	Ownership	100.000	New York Life Insurance Company	NO	
			92-3540205				MackKay Shields Emerging Markets Sovereign Debt Feeder Fund GP LLC	DE	NIA	MackKay Shields LLC	Ownership	100.000	New York Life Insurance Company	NO	
			92-3561393				MackKay Shields Emerging Markets Sovereign Debt Feeder Fund LP	DE	NIA	MackKay Shields Emerging Markets Sovereign Debt Feeder Fund GP LLC	Ownership	100.000	New York Life Insurance Company	NO	
							MCF Optimum Sub LLC	DE	NIA	New York Life Investment Management Holdings LLC	Ownership	100.000	New York Life Insurance Company	NO	
			85-1664787				Apogem Capital LLC	DE	NIA	New York Life Investment Management Holdings LLC	Ownership	100.000	New York Life Insurance Company	NO	
			36-4715120				Madison Capital Funding LLC	DE	NIA	New York Life Insurance Company	Ownership	21.900	New York Life Insurance Company	NO	
			36-4715120				Madison Capital Funding LLC	DE	NIA	New York Life Insurance and Annuity Corporation	Ownership	65.640	New York Life Insurance Company	NO	
			36-4715120				Madison Capital Funding LLC	DE	NIA	Life Insurance Company of North America	Ownership	12.460	New York Life Insurance Company	NO	

ANNUAL STATEMENT FOR THE YEAR 2023 OF THE NYLIFE INSURANCE COMPANY OF ARIZONA

SCHEDULE Y

PART 1A - DETAIL OF INSURANCE HOLDING COMPANY SYSTEM

1	2	3	4	5	6	7	8	9	10	11	12	13	14	15	16
Group Code	Group Name	NAIC Company Code	ID Number	Federal RSSD	CIK	Name of Securities Exchange if Publicly Traded (U.S. or International)	Names of Parent, Subsidiaries Or Affiliates	Domiciliary Location	Relationship to Reporting Entity	Directly Controlled by (Name of Entity/Person)	Type of Control (Ownership, Board, Management, Attorney-in-Fact, Influence, Other)	If Control is Ownership Provide Percentage	Ultimate Controlling Entity(ies)/Person(s)	Is an SCA Filing Required? (Yes/No)	*
			26-2806813				MCF Co-Investment GP LLC	DE	NIA	Madison Capital Funding LLC	Ownership	100.000	New York Life Insurance Company	NO	
			26-2806864		0001538585		MCF Co-Investment GP LP	DE	NIA	MCF Co-Investment GP LLC	Ownership	100.000	New York Life Insurance Company	NO	
			26-2806918		0001538584		Madison Capital Funding Co-Investment Fund LP	DE	NIA	MCF Co-Investment GP LP	Ownership	100.000	New York Life Insurance Company	NO	
			80-0920962				Madison Avenue Loan Fund GP LLC	DE	NIA	Madison Capital Funding LLC	Ownership	100.000	New York Life Insurance Company	NO	
			61-1711540		0001577927		Madison Avenue Loan Fund LP	DE	NIA	Madison Avenue Loan Fund GP LLC	Ownership	100.000	New York Life Insurance Company	NO	
							MCF Fund I LLC	DE	NIA	Madison Capital Funding LLC	Ownership	100.000	New York Life Insurance Company	NO	
			30-1143853				MCF Hanwha Fund LLC	DE	NIA	Madison Capital Funding LLC	Other	0.000	New York Life Insurance Company	NO	1
							Ironshore Investment BL I Ltd.	BMJ	NIA	Madison Capital Funding LLC	Other	0.000	New York Life Insurance Company	NO	1
			46-2213974				MCF CLO IV LLC	DE	NIA	New York Life Insurance Company	Ownership	6.700	New York Life Insurance Company	NO	
			46-2213974				MCF CLO IV LLC	DE	NIA	Madison Capital Funding LLC	Other	0.000	New York Life Insurance Company	NO	1
			81-4067250				MCF CLO V LLC	DE	NIA	New York Life Insurance Company	Ownership	5.000	New York Life Insurance Company	NO	
			81-4067250				MCF CLO V LLC	DE	NIA	Madison Capital Funding LLC	Other	0.000	New York Life Insurance Company	NO	1
			82-1943737				MCF CLO VI LLC	DE	NIA	Madison Capital Funding LLC	Other	0.000	New York Life Insurance Company	NO	1
			82-2734635				MCF CLO VII LLC	DE	NIA	Madison Capital Funding LLC	Other	0.000	New York Life Insurance Company	NO	1
							MCF CLO VIII Ltd	DE	NIA	Madison Capital Funding LLC	Other	0.000	New York Life Insurance Company	NO	1
							MCF CLO VIII LLC	DE	NIA	MCF CLO VIII Ltd	Ownership	100.000	New York Life Insurance Company	NO	
							MCF CLO IX Ltd	CYM	NIA	Madison Capital Funding LLC	Other	0.000	New York Life Insurance Company	NO	1
							MCF CLO IX LLC	DE	NIA	MCF CLO IX Ltd	Ownership	100.000	New York Life Insurance Company	NO	
							MCF CLO 10 Ltd.	NJ	NIA	Madison Capital Funding LLC	Other	0.000	New York Life Insurance Company	NO	1
							MCF CLO 10 LLC	DE	NIA	MCF CLO 10 Ltd.	Ownership	100.000	New York Life Insurance Company	NO	
			36-4883128				MCF KB Fund LLC	DE	NIA	Madison Capital Funding LLC	Other	0.000	New York Life Insurance Company	NO	1
			61-1907486				MCF KB Fund II LLC	DE	NIA	Madison Capital Funding LLC	Other	0.000	New York Life Insurance Company	NO	1
							MC KB Fund III LLC (Delaware)	DE	NIA	Madison Capital Funding LLC	Other	0.000	New York Life Insurance Company	NO	1
			84-3329380				MCF Hyundai Fund LLC	DE	NIA	Madison Capital Funding LLC	Other	0.000	New York Life Insurance Company	NO	1
							Apogem Direct Lending Hyundai Fund 2 LLC	DE	NIA	Madison Capital Funding LLC	Other	0.000	New York Life Insurance Company	NO	2
							Apogem Direct Lending Levered Fund 2023-1 LLC	DE	NIA	Madison Capital Funding LLC	Other	0.000	New York Life Insurance Company	NO	
							Apogem Direct Lending Loan Portfolio 2023 LLC	DE	NIA	Madison Capital Funding LLC	Other	0.000	New York Life Insurance Company	NO	
							Apogem Umbrella (Cayman Islands)	CYM	NIA	Madison Capital Funding LLC	Other	0.000	New York Life Insurance Company	NO	
							Apogem Direct Lending Nighthawk Fund (Cayman Islands)	CYM	NIA	Madison Capital Funding LLC	Other	0.000	New York Life Insurance Company	NO	
							Apogem US Direct Lending Limited I (Cayman Islands)	CYM	NIA	Madison Capital Funding LLC	Other	0.000	New York Life Insurance Company	NO	
							Apogem SRL 2 LLC	DE	NIA	Madison Capital Funding LLC	Other	0.000	New York Life Insurance Company	NO	
			85-1708233				MCF Senior Debt Fund 2020 LP	CYM	NIA	Madison Capital Funding LLC	Other	0.000	New York Life Insurance Company	NO	1
			35-2537165				MCF Mezzanine Carry I LLC	DE	NIA	Madison Capital Funding LLC	Other	0.000	New York Life Insurance Company	NO	1
			32-0469843				MCF Mezzanine Fund I LLC	DE	NIA	New York Life Insurance Company	Ownership	66.670	New York Life Insurance Company	NO	
							New York Life Insurance and Annuity Corporation	DE	NIA	New York Life Insurance and Annuity Corporation	Ownership	33.330	New York Life Insurance Company	NO	
							MCF PD Fund GP LLC	DE	NIA	Madison Capital Funding LLC	Other	0.000	New York Life Insurance Company	NO	1
							MCF PD Fund LP	DE	NIA	MCF PD Fund GP LLC	Other	0.000	New York Life Insurance Company	NO	1
			98-1450997				MCF Senior Debt Fund 2019-I GP LLC	DE	NIA	Madison Capital Funding LLC	Other	0.000	New York Life Insurance Company	NO	1
			83-4242231				MCF Senior Debt Fund 2019-I LP	DE	NIA	MCF Senior Debt Fund 2019-I GP LLC	Other	0.000	New York Life Insurance Company	NO	1
							Warwick Seller Representative, LLC	DE	NIA	Madison Capital Funding LLC	Ownership	100.000	New York Life Insurance Company	NO	
							New York Life Capital Partners III GenPar GP, LLC	DE	NIA	Apogem Capital LLC	Ownership	100.000	New York Life Insurance Company	NO	

ANNUAL STATEMENT FOR THE YEAR 2023 OF THE NYLIFE INSURANCE COMPANY OF ARIZONA

SCHEDULE Y

PART 1A - DETAIL OF INSURANCE HOLDING COMPANY SYSTEM

1	2	3	4	5	6	7	8	9	10	11	12	13	14	15	16
Group Code	Group Name	NAIC Company Code	ID Number	Federal RSSD	CIK	Name of Securities Exchange if Publicly Traded (U.S. or International)	Names of Parent, Subsidiaries Or Affiliates	Domi-ciliary Location	Relation-ship to Reporting Entity	Directly Controlled by (Name of Entity/Person)	Type of Control (Ownership, Board, Management, Attorney-in-Fact, Influence, Other)	If Control is Ownership Provide Percentage	Ultimate Controlling Entity(ies)/Person(s)	Is an SCA Filing Re-quired? (Yes/No)	*
							New York Life Capital Partners IV GenPar GP, LLC	..DE.....	..NIA.....	Apogem Capital LLC	Ownership.....	100.000	New York Life Insurance Company	..NO.....	
							New York Life Capital Partners IV GenPar, LP	..DE.....	..NIA.....	New York Life Capital Partners IV GenPar GP, LLC	Ownership.....	100.000	New York Life Insurance Company	..NO.....	
							New York Life Capital Partners IV, LP	..DE.....	..NIA.....	New York Life Capital Partners IV GenPar, LP	Ownership.....	100.000	New York Life Insurance Company	..NO.....	
							GoldPoint Core Opportunities Fund, L.P.	..DE.....	..NIA.....	Apogem Capital LLC	Ownership.....	100.000	New York Life Insurance Company	..NO.....	
							GoldPoint Core Opportunities Fund II L.P.	..DE.....	..NIA.....	Apogem Capital LLC	Ownership.....	100.000	New York Life Insurance Company	..NO.....	
							GoldPoint Mezzanine Partners IV GenPar GP, LLC	..DE.....	..NIA.....	Apogem Capital LLC	Ownership.....	100.000	New York Life Insurance Company	..NO.....	
							GoldPoint Mezzanine Partners IV GenPar LP	..DE.....	..NIA.....	GoldPoint Mezzanine Partners IV GenPar GP, LLC	Ownership.....	100.000	New York Life Insurance Company	..NO.....	
					0001670568		GoldPoint Mezzanine Partners Co-Investment Fund A, LP	..DE.....	..NIA.....	GoldPoint Mezzanine Partners IV GenPar LP	Ownership.....	100.000	New York Life Insurance Company	..NO.....	
					0001652367		GoldPoint Mezzanine Partners IV, LP	..DE.....	..NIA.....	GoldPoint Mezzanine Partners IV GenPar LP	Ownership.....	100.000	New York Life Insurance Company	..NO.....	
							GPP Mezz IV A Blocker LP (GPPMBA)	..DE.....	..NIA.....	GoldPoint Mezzanine Partners IV, LP	Ownership.....	100.000	New York Life Insurance Company	..NO.....	
							GPP Mezz IV A Preferred Blocker LP	..DE.....	..NIA.....	GoldPoint Mezzanine Partners IV, LP	Ownership.....	100.000	New York Life Insurance Company	..NO.....	
							GPP Mezz IV B Blocker LP (GPPMBB)	..DE.....	..NIA.....	GoldPoint Mezzanine Partners IV, LP	Ownership.....	100.000	New York Life Insurance Company	..NO.....	
							GPP Mezz IV C Blocker LP (GPPMBC)	..DE.....	..NIA.....	GoldPoint Mezzanine Partners IV, LP	Ownership.....	100.000	New York Life Insurance Company	..NO.....	
							GPP Mezz IV D Blocker LP (GPPMBD)	..DE.....	..NIA.....	GoldPoint Mezzanine Partners IV, LP	Ownership.....	100.000	New York Life Insurance Company	..NO.....	
							GPP Mezz IV ECI Aggregator LP	..DE.....	..NIA.....	GoldPoint Mezzanine Partners IV, LP	Ownership.....	100.000	New York Life Insurance Company	..NO.....	
							GPP Mezz IV F Blocker LP	..DE.....	..NIA.....	GoldPoint Mezzanine Partners IV, LP	Ownership.....	100.000	New York Life Insurance Company	..NO.....	
							GPP Mezz IV G Blocker LP	..DE.....	..NIA.....	GoldPoint Mezzanine Partners IV, LP	Ownership.....	100.000	New York Life Insurance Company	..NO.....	
							GPP Mezz IV H Blocker LP	..DE.....	..NIA.....	GoldPoint Mezzanine Partners IV, LP	Ownership.....	100.000	New York Life Insurance Company	..NO.....	
							GPP Mezz IV I Blocker LP	..DE.....	..NIA.....	GoldPoint Mezzanine Partners IV, LP	Ownership.....	100.000	New York Life Insurance Company	..NO.....	
							GoldPoint Mezzanine Partners Offshore IV, L.P.	..CYM.....	..NIA.....	GoldPoint Mezzanine Partners IV GenPar GP, LLC	Ownership.....	100.000	New York Life Insurance Company	..NO.....	
							GoldPoint Partners Co-Investment V GenPar GP LLC	..DE.....	..NIA.....	Apogem Capital LLC	Ownership.....	100.000	New York Life Insurance Company	..NO.....	
							GoldPoint Partners Co-Investment V GenPar, L.P.	..DE.....	..NIA.....	GoldPoint Partners Co-Investment V GenPar GP LLC	Ownership.....	100.000	New York Life Insurance Company	..NO.....	
					0001670563		GoldPoint Partners Co-Investment Fund-A, LP	..DE.....	..NIA.....	GoldPoint Partners Co-Investment V GenPar, L.P.	Ownership.....	100.000	New York Life Insurance Company	..NO.....	
					0001562188		GoldPoint Partners Co-Investment V, L.P.	..DE.....	..NIA.....	GoldPoint Partners Co-Investment V GenPar, L.P.	Ownership.....	100.000	New York Life Insurance Company	..NO.....	
							GPP V ECI Aggregator LP	..DE.....	..NIA.....	GoldPoint Partners Co-Investment V ECI Blocker Holdco D, LP	Ownership.....	100.000	New York Life Insurance Company	..NO.....	
							GPP V G Blocker Holdco LP	..DE.....	..NIA.....	GoldPoint Partners Co-Investment V, LP	Ownership.....	100.000	New York Life Insurance Company	..NO.....	
							GoldPoint Partners Private Debt V GenPar, LLC	..DE.....	..NIA.....	Apogem Capital LLC	Ownership.....	100.000	New York Life Insurance Company	..NO.....	
							GoldPoint Partners Private Debt Offshore V, LP	..CYM.....	..NIA.....	GoldPoint Partners Private Debt V GenPar GP, LLC	Ownership.....	100.000	New York Life Insurance Company	..NO.....	
							GPP Private Debt V RS LP	..DE.....	..NIA.....	GoldPoint Partners Private Debt V GenPar GP, LLC	Ownership.....	100.000	New York Life Insurance Company	..NO.....	
							GoldPoint Partners Private Debt V GenPar GP, LP	..DE.....	..NIA.....	GoldPoint Partners Private Debt V GenPar GP, LLC	Ownership.....	100.000	New York Life Insurance Company	..NO.....	
							GoldPoint Partners Private Debt V, LP	..DE.....	..NIA.....	GoldPoint Partners Private Debt V GenPar GP, LP	Ownership.....	100.000	New York Life Insurance Company	..NO.....	
							GPP PD V A Blocker, LLC	..DE.....	..NIA.....	GoldPoint Partners Private Debt V, LP	Ownership.....	100.000	New York Life Insurance Company	..NO.....	
							GPP Private Debt V-ECI Aggregator LP	..DE.....	..NIA.....	GoldPoint Partners Private Debt V, LP	Ownership.....	100.000	New York Life Insurance Company	..NO.....	
							GPP PD V B Blocker, LLC	..DE.....	..NIA.....	GoldPoint Partners Private Debt V, LP	Ownership.....	100.000	New York Life Insurance Company	..NO.....	

ANNUAL STATEMENT FOR THE YEAR 2023 OF THE NYLIFE INSURANCE COMPANY OF ARIZONA

SCHEDULE Y

PART 1A - DETAIL OF INSURANCE HOLDING COMPANY SYSTEM

1	2	3	4	5	6	7	8	9	10	11	12	13	14	15	16
Group Code	Group Name	NAIC Company Code	ID Number	Federal RSSD	CIK	Name of Securities Exchange if Publicly Traded (U.S. or International)	Names of Parent, Subsidiaries Or Affiliates	Domi-ciliary Location	Relation-ship to Reporting Entity	Directly Controlled by (Name of Entity/Person)	Type of Control (Ownership, Board, Management, Attorney-in-Fact, Influence, Other)	If Control is Ownership Provide Percentage	Ultimate Controlling Entity(ies)/Person(s)	Is an SCA Filing Re-quired? (Yes/No)	*
							GPP PD V D Blocker LLC	DE	NIA	GoldPoint Partners Private Debt V, LP	Ownership	100.000	New York Life Insurance Company	NO	
							GPP LuxCo V GP Sarl	LUX	NIA	GoldPoint Partners Private Debt V GenPar GP, LLC	Ownership	100.000	New York Life Insurance Company	NO	
							GoldPoint Partners Select Manager III GenPar GP, LLC	DE	NIA	Apogem Capital LLC	Ownership	100.000	New York Life Insurance Company	NO	
							GoldPoint Partners Select Manager III GenPar, L.P.	CYM	NIA	GoldPoint Partners Select Manager III GenPar GP, LLC	Ownership	100.000	New York Life Insurance Company	NO	
					0001644721		GoldPoint Partners Select Manager Fund III, L.P.	CYM	NIA	GoldPoint Partners Select Manager III GenPar, LP	Ownership	100.000	New York Life Insurance Company	NO	
							GoldPoint Partners Select Manager Fund III AIV, L.P.	DE	NIA	GoldPoint Partners Select Manager III GenPar, LP	Ownership	100.000	New York Life Insurance Company	NO	
							GoldPoint Partners Select Manager IV GenPar GP, LLC	DE	NIA	Apogem Capital LLC	Ownership	100.000	New York Life Insurance Company	NO	
							GoldPoint Partners Select Manager IV GenPar, L.P.	DE	NIA	GoldPoint Partners Select Manager IV GenPar GP, LLC	Ownership	100.000	New York Life Insurance Company	NO	
					0001725867		GoldPoint Partners Select Manager Fund IV, L.P.	DE	NIA	GoldPoint Partners Select Manager IV GenPar, L.P.	Ownership	100.000	New York Life Insurance Company	NO	
							GoldPoint Partners Select Manager V GenPar GP, LLC	DE	NIA	Apogem Capital LLC	Ownership	100.000	New York Life Insurance Company	NO	
							GoldPoint Partners Select Manager V GenPar, L.P.	DE	NIA	GoldPoint Partners Select Manager V GenPar GP, LLC	Ownership	100.000	New York Life Insurance Company	NO	
							GoldPoint Partners Select Manager Fund V, L.P.	DE	NIA	GoldPoint Partners Select Manager V GenPar, L.P.	Ownership	100.000	New York Life Insurance Company	NO	
							GoldPoint Partners Canada V GenPar Inc.	CAN	NIA	Apogem Capital LLC	Ownership	100.000	New York Life Insurance Company	NO	
							GoldPoint Partners Select Manager Canada Fund V, L.P.	CAN	NIA	GoldPoint Partners Canada V GenPar Inc.	Ownership	100.000	New York Life Insurance Company	NO	
							GoldPoint Partners Canada III GenPar, Inc	CAN	NIA	Apogem Capital LLC	Ownership	100.000	New York Life Insurance Company	NO	
							GoldPoint Partners Select Manager Canada Fund III, L.P.	CAN	NIA	GoldPoint Partners Canada III GenPar, Inc	Ownership	100.000	New York Life Insurance Company	NO	
							GoldPoint Partners Canada IV GenPar Inc	CAN	NIA	Apogem Capital LLC	Ownership	100.000	New York Life Insurance Company	NO	
							GoldPoint Partners Select Manager Canada Fund IV, L.P.	CAN	NIA	GoldPoint Partners Canada IV GenPar Inc	Ownership	100.000	New York Life Insurance Company	NO	
							GoldPoint Partners Co-Investment VI GenPar GP LLC	DE	NIA	Apogem Capital LLC	Ownership	100.000	New York Life Insurance Company	NO	
							GoldPoint Partners Co-Investment VI GenPar, LP	DE	NIA	GoldPoint Partners Co-Investment VI GenPar GP LLC	Ownership	100.000	New York Life Insurance Company	NO	
					0001712763		GoldPoint Partners Co-Investment VI LP	DE	NIA	GoldPoint Partners Co-Investment VI GenPar, LP	Ownership	100.000	New York Life Insurance Company	NO	
							GPP VI - ECI Aggregator LP	DE	NIA	Apogem Capital LLC	Ownership	100.000	New York Life Insurance Company	NO	
							GPP VI Blocker A LLC	DE	NIA	GoldPoint Partners Co-Investment VI GenPar, LP	Ownership	100.000	New York Life Insurance Company	NO	
							GPP VI Blocker B LLC	DE	NIA	GoldPoint Partners Co-Investment VI GenPar, LP	Ownership	100.000	New York Life Insurance Company	NO	
							GPP VI Blocker C LLC	DE	NIA	GoldPoint Partners Co-Investment VI GenPar, LP	Ownership	100.000	New York Life Insurance Company	NO	
							GPP VI Blocker D LLC	DE	NIA	GoldPoint Partners Co-Investment VI GenPar, LP	Ownership	100.000	New York Life Insurance Company	NO	
							GPP VI Blocker E LLC	DE	NIA	GoldPoint Partners Co-Investment VI GenPar, LP	Ownership	100.000	New York Life Insurance Company	NO	
							GPP VI Blocker F LLC	DE	NIA	GoldPoint Partners Co-Investment VI GenPar, LP	Ownership	100.000	New York Life Insurance Company	NO	

ANNUAL STATEMENT FOR THE YEAR 2023 OF THE NYLIFE INSURANCE COMPANY OF ARIZONA

SCHEDULE Y

PART 1A - DETAIL OF INSURANCE HOLDING COMPANY SYSTEM

1	2	3	4	5	6	7	8	9	10	11	12	13	14	15	16
Group Code	Group Name	NAIC Company Code	ID Number	Federal RSSD	CIK	Name of Securities Exchange if Publicly Traded (U.S. or International)	Names of Parent, Subsidiaries Or Affiliates	Domi-ciliary Location	Relation-ship to Reporting Entity	Directly Controlled by (Name of Entity/Person)	Type of Control (Ownership, Board, Management, Attorney-in-Fact, Influence, Other)	If Control is Ownership Provide Percentage	Ultimate Controlling Entity(ies)/Person(s)	Is an SCA Filing Re-quired? (Yes/No)	*
							GPP VI Blocker G LLC	DE	NIA	GoldPoint Partners Co-Investment VI GenPar, LP	Ownership	100.000	New York Life Insurance Company	NO	
							GPP VI Blocker H LLC	DE	NIA	GoldPoint Partners Co-Investment VI GenPar, LP	Ownership	100.000	New York Life Insurance Company	NO	
							GPP VI Blocker I LLC	DE	NIA	GoldPoint Partners Co-Investment VI GenPar, LP	Ownership	100.000	New York Life Insurance Company	NO	
							Apogem Co-Invest VII GenPar, GP LLC	DE	NIA	Apogem Capital LLC	Ownership	100.000	New York Life Insurance Company	NO	
							Apogem Co-Invest VII, GenPar LP	DE	NIA	Apogem Co-Invest VII GenPar, GP LLC	Ownership	100.000	New York Life Insurance Company	NO	
							Apogem Partners Co-Investment VII, LP	DE	NIA	Apogem Co-Invest VII, GenPar LP	Ownership	100.000	New York Life Insurance Company	NO	
							GoldPoint Private Credit GenPar GP, LLC	DE	NIA	Apogem Capital LLC	Ownership	100.000	New York Life Insurance Company	NO	
					0001718352		GoldPoint Private Credit Fund, LP	DE	NIA	Apogem Capital LLC	Ownership	100.000	New York Life Insurance Company	NO	
							Goldpoint Partners Canada GenPar, Inc.	CAN	NIA	Apogem Capital LLC	Ownership	100.000	New York Life Insurance Company	NO	
							NYLCAP Canada II GenPar, Inc.	CAN	NIA	Apogem Capital LLC	Ownership	100.000	New York Life Insurance Company	NO	
							NYLCAP Select Manager Canada Fund II, L.P.	CAN	NIA	NYLCAP Canada II GenPar, Inc.	Ownership	100.000	New York Life Insurance Company	NO	
							NYLIM Mezzanine Partners II GenPar GP, LLC	DE	NIA	Apogem Capital LLC	Ownership	100.000	New York Life Insurance Company	NO	
							NYLIM Mezzanine Partners II GenPar, LP	DE	NIA	NYLIM Mezzanine Partners II GenPar GP, LLC	Ownership	100.000	New York Life Insurance Company	NO	
							NYLCAP Mezzanine Partners III GenPar GP, LLC	DE	NIA	Apogem Capital LLC	Ownership	100.000	New York Life Insurance Company	NO	
							NYLCAP Mezzanine Partners III GenPar, LP	DE	NIA	NYLCAP Mezzanine Partners III GenPar GP, LLC	Ownership	100.000	New York Life Insurance Company	NO	
							NYLCAP Mezzanine Partners III, LP	DE	NIA	NYLCAP Mezzanine Partners III GenPar, LP	Ownership	100.000	New York Life Insurance Company	NO	
					0001483925		NYLCAP Mezzanine Offshore Partners III, LP	CYM	NIA	NYLCAP Mezzanine Partners III GenPar GP, LLC	Ownership	100.000	New York Life Insurance Company	NO	
							NYLCAP Select Manager GenPar, LP	DE	NIA	NYLCAP Mezzanine Partners III GenPar GP, LLC	Ownership	100.000	New York Life Insurance Company	NO	
							NYLCAP Select Manager II GenPar GP, LLC	DE	NIA	Apogem Capital LLC	Ownership	100.000	New York Life Insurance Company	NO	
							NYLCAP Select Manager II GenPar GP, L.P.	CYM	NIA	NYLCAP Select Manager II GenPar GP, LLC	Ownership	100.000	New York Life Insurance Company	NO	
					0001520743		NYLCAP Select Manager Fund II, L.P.	CYM	NIA	NYLCAP Select Manager II GenPar GP, LP	Ownership	100.000	New York Life Insurance Company	NO	
							NYLCAP India Funding LLC	DE	NIA	Apogem Capital LLC	Ownership	100.000	New York Life Insurance Company	NO	
							NYLIM-JB Asset Management Co. (Mauritius) LLC	MUS	NIA	NYLCAP India Funding LLC	Ownership	24.660	New York Life Insurance Company	NO	2
					0001356865		New York Life Investment Management India Fund II, LLC	MUS	NIA	NYLIM-JB Asset Management Co., LLC	Ownership	100.000	New York Life Insurance Company	NO	
							New York Life Investment Management India Fund (FVCI) II, LLC	MUS	NIA	New York Life Investment Management India Fund II, LLC	Ownership	100.000	New York Life Insurance Company	NO	
							NYLCAP India Funding III LLC	DE	NIA	Apogem Capital LLC	Ownership	100.000	New York Life Insurance Company	NO	
							NYLIM-Jacob Ballas Asset Management Co. III, LLC	MUS	NIA	NYLCAP India Funding III LLC	Ownership	24.660	New York Life Insurance Company	NO	3
					0001435025		NYLIM Jacob Ballas India Fund III, LLC	MUS	NIA	NYLIM-Jacob Ballas Asset Management Company III, LLC	Ownership	100.000	New York Life Insurance Company	NO	
							NYLIM Jacob Ballas Capital India (FVCI) III, LLC	MUS	NIA	NYLIM Jacob Ballas India Fund III, LLC	Ownership	100.000	New York Life Insurance Company	NO	
							NYLIM Jacob Ballas India (FII) III, LLC	MUS	NIA	NYLIM Jacob Ballas India Fund III, LLC	Ownership	100.000	New York Life Insurance Company	NO	
							Evolve Asset Management, Ltd.	CYM	NIA	Apogem Capital LLC	Ownership	24.500	New York Life Insurance Company	NO	
							EIF Managers Limited	MUS	NIA	Evolve Asset Management, Ltd.	Ownership	58.720	New York Life Insurance Company	NO	
							EIF Managers II Limited	MUS	NIA	Evolve Asset Management, Ltd.	Ownership	55.000	New York Life Insurance Company	NO	
							AHF V (S) GenPar LP	DE	NIA	Apogem Capital LLC	Ownership	1.000	New York Life Insurance Company	NO	
							AHF V ECI Aggregator LP	DE	NIA	Apogem Capital LLC	Ownership	1.000	New York Life Insurance Company	NO	
							AHF V GenPar GP LLC	DE	NIA	Apogem Capital LLC	Ownership	1.000	New York Life Insurance Company	NO	
							AHF V GenPar LP	DE	NIA	Apogem Capital LLC	Ownership	100.000	New York Life Insurance Company	NO	

ANNUAL STATEMENT FOR THE YEAR 2023 OF THE NYLIFE INSURANCE COMPANY OF ARIZONA

SCHEDULE Y

PART 1A - DETAIL OF INSURANCE HOLDING COMPANY SYSTEM

1	2	3	4	5	6	7	8	9	10	11	12	13	14	15	16
Group Code	Group Name	NAIC Company Code	ID Number	Federal RSSD	CIK	Name of Securities Exchange if Publicly Traded (U.S. or International)	Names of Parent, Subsidiaries Or Affiliates	Domiciliary Location	Relationship to Reporting Entity	Directly Controlled by (Name of Entity/Person)	Type of Control (Ownership, Board, Management, Attorney-in-Fact, Influence, Other)	If Control is Ownership Provide Percentage	Ultimate Controlling Entity(ies)/Person(s)	Is an SCA Filing Required? (Yes/No)	*
							AHF VI (S) GenPar LP	DE	NIA	Apogem Capital LLC	Ownership	1.000	New York Life Insurance Company	NO	
							AHF VI ECI Aggregator LP	DE	NIA	Apogem Capital LLC	Ownership	1.000	New York Life Insurance Company	NO	
							AHF VI GenPar GP LLC	DE	NIA	Apogem Capital LLC	Ownership	1.000	New York Life Insurance Company	NO	
							AHF VI GenPar LP	DE	NIA	Apogem Capital LLC	Ownership	1.000	New York Life Insurance Company	NO	
							Apogem Heritage Fund V	DE	NIA	Apogem Capital LLC	Ownership	1.000	New York Life Insurance Company	NO	
							Apogem Heritage Fund V LP	DE	NIA	Apogem Capital LLC	Ownership	1.000	New York Life Insurance Company	NO	
							Apogem Heritage Fund VI (S)	DE	NIA	Apogem Capital LLC	Ownership	1.000	New York Life Insurance Company	NO	
							Apogem Heritage Fund VI (S)	DE	NIA	Apogem Capital LLC	Ownership	1.000	New York Life Insurance Company	NO	
							Tetra Opportunities Partners	DE	NIA	Apogem Capital LLC	Ownership	100.000	New York Life Insurance Company	NO	
			84-2631913				BMG PAMP GP, LLC	DE	NIA	Apogem Capital LLC	Ownership	100.000	New York Life Insurance Company	NO	
			84-2611868				BMG PA Private Markets (Delaware) LP	DE	NIA	BMG PAMP GP, LLC	Ownership	100.000	New York Life Insurance Company	NO	
			98-1503475				BMG Private Markets (Cayman) LP	CYM	NIA	BMG PAMP GP, LLC	Ownership	100.000	New York Life Insurance Company	NO	
							Private Advisors Special Situations LLC (Delaware)	CYM	NIA	BMG Private Markets (Cayman) LP	Ownership	100.000	New York Life Insurance Company	NO	7
			84-2641258				PACD MM, LLC	DE	NIA	Apogem Capital LLC	Ownership	100.000	New York Life Insurance Company	NO	
			84-2106547				PA Capital Direct, LLC	DE	NIA	PACD MM, LLC	Other	0.000	New York Life Insurance Company	NO	7
							ApCap Strategic Partnership I LLC	DE	NIA	PACD MM, LLC	Other	0.000	New York Life Insurance Company	NO	7
							PA Credit Program Carry Parent, LLC	DE	NIA	Apogem Capital LLC	Ownership	100.000	New York Life Insurance Company	NO	
			82-1396530				PA Credit Program Carry, LLC	DE	NIA	PA Credit Program Carry Parent, LLC	Ownership	100.000	New York Life Insurance Company	NO	
			45-2572635				PACIF Carry Parent, LLC	DE	NIA	Apogem Capital LLC	Ownership	100.000	New York Life Insurance Company	NO	
			45-2591793				PACIF Carry, LLC	DE	NIA	PACIF Carry Parent, LLC	Ownership	100.000	New York Life Insurance Company	NO	
							PACIF GP, LLC	DE	NIA	Apogem Capital LLC	Ownership	100.000	New York Life Insurance Company	NO	
			20-4877177		0001368975		Private Advisors Coinvestment Fund, LP	DE	NIA	PACIF GP, LLC	Ownership	100.000	New York Life Insurance Company	NO	
							PACIF II GP, LLC	DE	NIA	Apogem Capital LLC	Ownership	100.000	New York Life Insurance Company	NO	
			26-1662477		0001489910		Private Advisors Coinvestment Fund II, LP	DE	NIA	PACIF II GP, LLC	Ownership	100.000	New York Life Insurance Company	NO	
			45-2591588				PACIF II Carry Parent, LLC	DE	NIA	Apogem Capital LLC	Ownership	100.000	New York Life Insurance Company	NO	
			45-2591860				PACIF II Carry, LLC	DE	NIA	PACIF II Carry Parent, LLC	Ownership	100.000	New York Life Insurance Company	NO	
							PACIF III GP, LLC	DE	NIA	Apogem Capital LLC	Ownership	100.000	New York Life Insurance Company	NO	
			46-1360141		0001562375		Private Advisors Coinvestment Fund III, LP	DE	NIA	PACIF III GP, LLC	Ownership	100.000	New York Life Insurance Company	NO	
			46-2548534				PACIF III Carry Parent, LLC	DE	NIA	Apogem Capital LLC	Ownership	100.000	New York Life Insurance Company	NO	
			80-0916710				PACIF III Carry, LLC	DE	NIA	PACIF III Carry Parent, LLC	Ownership	100.000	New York Life Insurance Company	NO	
							PACIF IV GP, LLC	DE	NIA	Apogem Capital LLC	Ownership	100.000	New York Life Insurance Company	NO	
			47-4247870		0001646588		Private Advisors Coinvestment Fund IV, LP	DE	NIA	PACIF IV GP, LLC	Ownership	100.000	New York Life Insurance Company	NO	
							PACIF IV Carry Parent, LLC	DE	NIA	Apogem Capital LLC	Ownership	100.000	New York Life Insurance Company	NO	
							PACIF IV Carry, LLC	DE	NIA	PACIF IV Carry Parent, LLC	Ownership	100.000	New York Life Insurance Company	NO	
							PAMMF GP, LLC	DE	NIA	Apogem Capital LLC	Ownership	100.000	New York Life Insurance Company	NO	
			83-1689912		0001762448		PA Middle Market Fund, LP	DE	NIA	PAMMF GP, LLC	Ownership	100.000	New York Life Insurance Company	NO	
							PASCBF III GP, LLC	DE	NIA	Apogem Capital LLC	Ownership	100.000	New York Life Insurance Company	NO	
			20-4838202		0001374891		Private Advisors Small Company Buyout Fund III, LP	DE	NIA	PASCBF III GP, LLC	Ownership	100.000	New York Life Insurance Company	NO	
							PASCBF IV GP, LLC	DE	NIA	Apogem Capital LLC	Ownership	100.000	New York Life Insurance Company	NO	
							Private Advisors Small Company Buyout Fund IV, LP	DE	NIA	PASCBF IV GP, LLC	Ownership	100.000	New York Life Insurance Company	NO	
			26-1662399		0001442524		PASCBF IV Carry Parent, LLC	DE	NIA	Apogem Capital LLC	Ownership	100.000	New York Life Insurance Company	NO	
			45-2573409				PASCBF IV Carry, LLC	DE	NIA	PASCBF IV Carry Parent, LLC	Ownership	100.000	New York Life Insurance Company	NO	
			45-2591925				PASCBF V GP, LLC	DE	NIA	Apogem Capital LLC	Ownership	100.000	New York Life Insurance Company	NO	
							Private Advisors Small Company Buyout Fund V, LP	DE	NIA	PASCBF V GP, LLC	Ownership	100.000	New York Life Insurance Company	NO	
			45-4078336		0001537995		Private Advisors Small Company Buyout V - ERISA Fund, LP	DE	NIA	PASCBF V GP, LLC	Ownership	100.000	New York Life Insurance Company	NO	
			46-1799496		0001576987			DE	NIA	PASCBF V GP, LLC	Ownership	100.000	New York Life Insurance Company	NO	

ANNUAL STATEMENT FOR THE YEAR 2023 OF THE NYLIFE INSURANCE COMPANY OF ARIZONA

SCHEDULE Y

PART 1A - DETAIL OF INSURANCE HOLDING COMPANY SYSTEM

1	2	3	4	5	6	7	8	9	10	11	12	13	14	15	16
Group Code	Group Name	NAIC Company Code	ID Number	Federal RSSD	CIK	Name of Securities Exchange if Publicly Traded (U.S. or International)	Names of Parent, Subsidiaries Or Affiliates	Domiciliary Location	Relationship to Reporting Entity	Directly Controlled by (Name of Entity/Person)	Type of Control (Ownership, Board, Management, Attorney-in-Fact, Influence, Other)	If Control is Ownership Provide Percentage	Ultimate Controlling Entity(ies)/Person(s)	Is an SCA Filing Required? (Yes/No)	*
			46-2714292				PASCBF V Carry Parent, LLC	DE	NIA	Apogem Capital LLC	Ownership	100.000	New York Life Insurance Company	NO	
			35-2476750				PASCBF V Carry, LLC	DE	NIA	PASBF V Carry Parent, LLC	Ownership	100.000	New York Life Insurance Company	NO	
			47-4523581				PASCOPEF VI Carry Parent, LLC	DE	NIA	Apogem Capital LLC	Ownership	100.000	New York Life Insurance Company	NO	
							PASCOPEF VI Carry, LLC	DE	NIA	PASCOPEF VI Carry Parent, LLC	Ownership	100.000	New York Life Insurance Company	NO	
							PASCOPEF VI GP, LLC	DE	NIA	Apogem Capital LLC	Ownership	100.000	New York Life Insurance Company	NO	
			46-4301623		0001595889		Private Advisors Small Company Private Equity Fund VI, LP	DE	NIA	PASCOPEF VI GP, LLC	Ownership	100.000	New York Life Insurance Company	NO	
							Private Advisors Small Company Private Equity Fund VI (Cayman), LP	CYM	NIA	PASCOPEF VI GP, LLC	Ownership	100.000	New York Life Insurance Company	NO	
			98-1223903		0001635254		PASCOPEF VII GP, LLC	DE	NIA	Apogem Capital LLC	Ownership	100.000	New York Life Insurance Company	NO	
							Private Advisors Small Company Private Equity Fund VII, LP	DE	NIA	PASCOPEF VII GP, LLC	Ownership	100.000	New York Life Insurance Company	NO	
			47-5430553		0001657189		Private Advisors Small Company Private Equity Fund VII (Cayman), LP	CYM	NIA	PASCOPEF VII GP, LLC	Ownership	100.000	New York Life Insurance Company	NO	
			98-1286549		0001711424		PASCOPEF VII Carry Parent, LLC	DE	NIA	Apogem Capital LLC	Ownership	100.000	New York Life Insurance Company	NO	
			47-5442078				PASCOPEF VII Carry, LLC	DE	NIA	PASCOPEF VII Carry Parent LLC	Ownership	100.000	New York Life Insurance Company	NO	
							PASCOPEF VIII GP LLC	DE	NIA	Apogem Capital LLC	Ownership	100.000	New York Life Insurance Company	NO	
			82-2042371				Private Advisors Small Company Private Equity Fund VIII, LP	DE	NIA	PASCOPEF VIII GP LLC	Ownership	100.000	New York Life Insurance Company	NO	
							Private Advisors Small Company Private Equity Fund VIII (Cayman), LP	CYM	NIA	PASCOPEF VIII GP LLC	Ownership	100.000	New York Life Insurance Company	NO	
			98-1417728		0001711426		PASCOPEF IX GP, LLC	DE	NIA	Apogem Capital LLC	Ownership	100.000	New York Life Insurance Company	NO	
			84-1939809				PA Small Company Private Equity Fund IX, LP	DE	NIA	PASCOPEF IX GP, LLC	Ownership	100.000	New York Life Insurance Company	NO	
			84-1800282				PA Small Company Private Equity Fund IX, (Cayman), LP	CYM	NIA	PASCOPEF IX GP, LLC	Ownership	100.000	New York Life Insurance Company	NO	
			98-1516465				APEF X GP, LLC	DE	NIA	Apogem Capital LLC	Ownership	100.000	New York Life Insurance Company	NO	
							Apogem Private Equity Fund X, LP	DE	NIA	APEF X GP, LLC	Ownership	100.000	New York Life Insurance Company	NO	
			26-4331000				Cuyahoga Capital Partners IV Management Group LLC	DE	NIA	Apogem Capital LLC	Ownership	100.000	New York Life Insurance Company	NO	
			26-4331219		0001514824		Cuyahoga Capital Partners IV LP	DE	NIA	Cuyahoga Capital Partners IV Management Group LLC	Other	0.000	New York Life Insurance Company	NO	7
			26-3698069		3835342		Cuyahoga Capital Emerging Buyout Partners Management Group LLC	DE	NIA	Apogem Capital LLC	Ownership	100.000	New York Life Insurance Company	NO	
			26-3698209		3835351		Cuyahoga Capital Emerging Buyout Partners LP	DE	NIA	Cuyahoga Capital Emerging Buyout Partners Management Group LLC	Other	0.000	New York Life Insurance Company	NO	7
							PA Real Assets Carry Parent, LLC	DE	NIA	Apogem Capital LLC	Ownership	100.000	New York Life Insurance Company	NO	
			47-4479441				PA Real Assets Carry, LLC	DE	NIA	PA Real Assets Carry Parent, LLC	Ownership	100.000	New York Life Insurance Company	NO	
							PA Real Assets Carry Parent II, LLC	DE	NIA	Apogem Capital LLC	Ownership	100.000	New York Life Insurance Company	NO	
			82-2582122				PA Real Assets Carry II, LLC	DE	NIA	PA Real Assets Carry Parent II, LLC	Ownership	100.000	New York Life Insurance Company	NO	
							PA Emerging Manager Carry Parent, LLC	DE	NIA	Apogem Capital LLC	Ownership	100.000	New York Life Insurance Company	NO	
			47-4468334				PA Emerging Manager Carry, LLC	DE	NIA	PA Emerging Manager Carry Parent, LLC	Ownership	100.000	New York Life Insurance Company	NO	
							PA Emerging Manager Carry Parent II, LLC	DE	NIA	Apogem Capital LLC	Ownership	100.000	New York Life Insurance Company	NO	
			82-2884836				PA Emerging Manager Carry II, LLC	DE	NIA	PA Emerging Manager Carry Parent II, LLC	Ownership	100.000	New York Life Insurance Company	NO	
							RIC I GP, LLC	DE	NIA	Apogem Capital LLC	Ownership	100.000	New York Life Insurance Company	NO	
			47-4146929				Richmond Coinvestment Partners I, LP	DE	NIA	RIC I GP, LLC	Ownership	100.000	New York Life Insurance Company	NO	
							RIC I Carry Parent, LLC	DE	NIA	Apogem Capital LLC	Ownership	100.000	New York Life Insurance Company	NO	
			47-4511149				RIC I Carry, LLC	DE	NIA	RIC I Carry Parent, LLC	Ownership	100.000	New York Life Insurance Company	NO	
							PASF V GP, LLC	DE	NIA	Apogem Capital LLC	Ownership	100.000	New York Life Insurance Company	NO	
			47-4252449		0001646590		Private Advisors Secondary Fund V, LP	DE	NIA	PASF V GP, LLC	Ownership	100.000	New York Life Insurance Company	NO	
							PASF V Carry, LLC	DE	NIA	PASF V GP, LLC	Ownership	100.000	New York Life Insurance Company	NO	
							PASF V Carry Parent, LLC	DE	NIA	Apogem Capital LLC	Ownership	100.000	New York Life Insurance Company	NO	

ANNUAL STATEMENT FOR THE YEAR 2023 OF THE NYLIFE INSURANCE COMPANY OF ARIZONA

SCHEDULE Y

PART 1A - DETAIL OF INSURANCE HOLDING COMPANY SYSTEM

1	2	3	4	5	6	7	8	9	10	11	12	13	14	15	16
Group Code	Group Name	NAIC Company Code	ID Number	Federal RSSD	CIK	Name of Securities Exchange if Publicly Traded (U.S. or International)	Names of Parent, Subsidiaries Or Affiliates	Domiciliary Location	Relationship to Reporting Entity	Directly Controlled by (Name of Entity/Person)	Type of Control (Ownership, Board, Management, Attorney-in-Fact, Influence, Other)	If Control is Ownership Provide Percentage	Ultimate Controlling Entity(ies)/Person(s)	Is an SCA Filing Required? (Yes/No)	*
			84-3310049				PASF VI GP, LLC	DE	NIA	Apogem Capital LLC	Ownership	100.000	New York Life Insurance Company	NO	
			84-3090059				PA Secondary Fund VI, LP	DE	NIA	PASF VI GP, LLC	Ownership	100.000	New York Life Insurance Company	NO	
							PA Secondary Fund VI Coinvestments, LP	DE	NIA	PASF VI GP, LLC	Ownership	68.140	New York Life Insurance Company	NO	
							PA Secondary Fund VI (Cayman), LP	CYM	NIA	PASF VI GP, LLC	Ownership	68.140	New York Life Insurance Company	NO	
							PARAF GP, LLC	DE	NIA	Apogem Capital LLC	Ownership	100.000	New York Life Insurance Company	NO	
			47-5323045		0001656546		Private Advisors Real Assets Fund, LP	DE	NIA	PARAF GP, LLC	Ownership	100.000	New York Life Insurance Company	NO	
							PARAF Carry Parent, LLC	DE	NIA	Apogem Capital LLC	Ownership	100.000	New York Life Insurance Company	NO	
			47-5392508				PARAF Carry, LLC	DE	NIA	PARAF Carry Parent, LLC	Ownership	100.000	New York Life Insurance Company	NO	
							PASCCIF GP, LLC	DE	NIA	Apogem Capital LLC	Ownership	100.000	New York Life Insurance Company	NO	
							Private Advisors Small Company Coinvestment Fund, LP	DE	NIA	PASCCIF GP, LLC	Ownership	100.000	New York Life Insurance Company	NO	
			47-5230804		0001660017		Private Advisors Small Company Coinvestment Fund ERISA, LP	DE	NIA	PASCCIF GP, LLC	Ownership	100.000	New York Life Insurance Company	NO	
							PASCCIF II GP, LLC	DE	NIA	Apogem Capital LLC	Ownership	100.000	New York Life Insurance Company	NO	
							PA Small Company Coinvestment Fund II, LP	DE	NIA	PASCCIF II GP, LLC	Ownership	100.000	New York Life Insurance Company	NO	
							PA Small Company Coinvestment Fund II (Cayman), LP	CYM	NIA	PASCCIF II GP, LLC	Ownership	100.000	New York Life Insurance Company	NO	
							PASCCIF Carry Parent, LLC	DE	NIA	Apogem Capital LLC	Ownership	100.000	New York Life Insurance Company	NO	
			47-5472308				PASCCIF Carry, LLC	DE	NIA	PASCCIF Carry Parent, LLC	Ownership	100.000	New York Life Insurance Company	NO	
			82-3120890				PARAF II GP LLC	DE	NIA	Apogem Capital LLC	Ownership	100.000	New York Life Insurance Company	NO	
			82-3541209		0001721164		Private Advisors Real Assets Fund II LP	DE	NIA	PARAF II GP LLC	Ownership	100.000	New York Life Insurance Company	NO	
			86-1973380				PARAF III GP LLC	DE	NIA	Apogem Capital LLC	Ownership	100.000	New York Life Insurance Company	NO	
			86-1678206				PA Real Assets Fund III, LP	DE	NIA	PARAF III GP LLC	Ownership	100.000	New York Life Insurance Company	NO	
			87-1875231				SAF GP LLC	DE	NIA	Apogem Capital LLC	Ownership	100.000	New York Life Insurance Company	NO	
			87-1371149				Social Advancement Fund, LP	DE	NIA	SAF GP LLC	Ownership	100.000	New York Life Insurance Company	NO	
			83-2670366				Washington Pike GP, LLC	DE	NIA	Apogem Capital LLC	Ownership	100.000	New York Life Insurance Company	NO	
			83-2634832				Washington Pike, LP	DE	NIA	Washington Pike GP, LLC	Ownership	100.000	New York Life Insurance Company	NO	
			84-5036706				RidgeLake Partners GP, LLC	DE	NIA	Apogem Capital LLC	Ownership	100.000	New York Life Insurance Company	NO	
			84-5053710				RidgeLake Partners, LP	DE	NIA	RidgeLake Partners GP, LLC	Ownership	100.000	New York Life Insurance Company	NO	
							RidgeLake Co-Investment Partners, LP	DE	NIA	RidgeLake Partners, LP	Ownership	100.000	New York Life Insurance Company	NO	
							New York Life Investment Management Holdings LLC	MUS	NIA	New York Life Investment Management Holdings LLC	Ownership	100.000	New York Life Insurance Company	NO	
							Jacob Ballas Capital India Private Limited	MUS	NIA	NYLCAP Holdings (Mauritius)	Ownership	23.300	New York Life Insurance Company	NO	
							Industrial Assets Holdings Limited	MUS	NIA	NYLCAP Holdings (Mauritius)	Ownership	28.020	New York Life Insurance Company	NO	
							JB Cerestra Investment Management LLP	MUS	NIA	NYLCAP Holdings (Mauritius)	Ownership	12.580	New York Life Insurance Company	NO	
			22-3704242		0001103598		NYLIM Service Company LLC	DE	NIA	New York Life Investment Management Holdings LLC	Ownership	100.000	New York Life Insurance Company	NO	
							NYL Workforce GP LLC	DE	NIA	New York Life Investment Management Holdings LLC	Ownership	100.000	New York Life Insurance Company	NO	
			52-2206685		0001133639		New York Life Investment Management LLC	DE	NIA	New York Life Investment Management Holdings LLC	Ownership	100.000	New York Life Insurance Company	NO	
							NYLIM Fund II GP, LLC	DE	NIA	New York Life Investment Management LLC	Ownership	100.000	New York Life Insurance Company	NO	
							NYLIM-TND, LLC	DE	NIA	NYLIM Fund II GP, LLC	Ownership	100.000	New York Life Insurance Company	NO	
							WFGH, GP LLC	DE	NIA	New York Life Investment Management LLC	Ownership	50.000	New York Life Insurance Company	NO	
				4643807	0001406803		Workforce Housing Fund I - 2007, LP	DE	NIA	WFGH, GP LLC	Ownership	50.000	New York Life Insurance Company	NO	
							New York Life Investment Management IndexIQ Holdings LLC	DE	NIA	New York Life Investment Management Holdings LLC	Ownership	100.000	New York Life Insurance Company	NO	
			02-0811751		0001483922		IndexIQ LLC	DE	NIA	New York Life Investment Management Holdings LLC	Ownership	74.370	New York Life Insurance Company	NO	
			02-0811751		0001483922		IndexIQ LLC	DE	NIA	IndexIQ Holdings Inc.	Ownership	25.630	New York Life Insurance Company	NO	

ANNUAL STATEMENT FOR THE YEAR 2023 OF THE NYLIFE INSURANCE COMPANY OF ARIZONA

SCHEDULE Y

PART 1A - DETAIL OF INSURANCE HOLDING COMPANY SYSTEM

1	2	3	4	5	6	7	8	9	10	11	12	13	14	15	16
Group Code	Group Name	NAIC Company Code	ID Number	Federal RSSD	CIK	Name of Securities Exchange if Publicly Traded (U.S. or International)	Names of Parent, Subsidiaries Or Affiliates	Domi-ciliary Location	Relation-ship to Reporting Entity	Directly Controlled by (Name of Entity/Person)	Type of Control (Ownership, Board, Management, Attorney-in-Fact, Influence, Other)	If Control is Ownership Provide Percentage	Ultimate Controlling Entity(ies)/Person(s)	Is an SCA Filing Re-quired? (Yes/No)	*
			02-0811753		0001415996	IndexIQ Trust	IndexIQ Trust	DE	NIA	IndexIQ LLC	Other	0.000	New York Life Insurance Company	NO	
						IndexIQ Advisors LLC	IndexIQ Advisors LLC	DE	NIA	IndexIQ LLC	Ownership	100.000	New York Life Insurance Company	NO	
						IndexIQ Active ETF Trust	IndexIQ Active ETF Trust	DE	NIA	New York Life Insurance and Annuity Corporation	Ownership	98.500	New York Life Insurance Company	NO	
						IQ MacKay ESG Core Plus Bond ETF	IQ MacKay ESG Core Plus Bond ETF	DE	NIA	New York Life Investment Management LLC	Ownership	95.270	New York Life Insurance Company	NO	
						IQ MacKay California Municipal Intermediate ETF	IQ MacKay California Municipal Intermediate ETF	DE	NIA	New York Life Investment Management LLC	Ownership	42.660	New York Life Insurance Company	NO	
						IQ MacKay California Municipal Intermediate ETF	IQ MacKay California Municipal Intermediate ETF	DE	NIA	New York Life Insurance and Annuity Corporation	Ownership	43.480	New York Life Insurance Company	NO	
						IQ MacKay ESG High Income ETF	IQ MacKay ESG High Income ETF	DE	NIA	New York Life Investment Management LLC	Ownership	99.300	New York Life Insurance Company	NO	
						IQ Winslow Focused Large Cap Growth ETF	IQ Winslow Focused Large Cap Growth ETF	DE	NIA	New York Life Investment Management LLC	Ownership	95.370	New York Life Insurance Company	NO	
						IQ Winslow Large Cap Growth ETF	IQ Winslow Large Cap Growth ETF	DE	NIA	New York Life Investment Management LLC	Ownership	99.800	New York Life Insurance Company	NO	
						IndexIQ ETF Trust	IndexIQ ETF Trust	DE	NIA	New York Life Insurance Company	Ownership	10.200	New York Life Insurance Company	NO	
						IQ 50 Percent Hedged FTSE International ETF	IQ 50 Percent Hedged FTSE International ETF	DE	NIA	New York Life Investment Management LLC	Ownership	51.160	New York Life Insurance Company	NO	
						IQ 500 International ETF	IQ 500 International ETF	DE	NIA	New York Life Investment Management LLC	Ownership	91.230	New York Life Insurance Company	NO	
						IQ US Small Cap ETF	IQ US Small Cap ETF	DE	NIA	New York Life Investment Management LLC	Ownership	80.700	New York Life Insurance Company	NO	
						IQ Clean Oceans ETF	IQ Clean Oceans ETF	DE	NIA	New York Life Insurance and Annuity Corporation	Ownership	75.840	New York Life Insurance Company	NO	
						IQ Cleaner Transport ETF	IQ Cleaner Transport ETF	DE	NIA	New York Life Insurance and Annuity Corporation	Ownership	75.930	New York Life Insurance Company	NO	
						IQ Engender Equality ETF	IQ Engender Equality ETF	DE	NIA	New York Life Insurance and Annuity Corporation	Ownership	80.100	New York Life Insurance Company	NO	
						IQ FTSE International Equity Currency Neutral ETF	IQ FTSE International Equity Currency Neutral ETF	DE	NIA	New York Life Investment Management LLC	Ownership	36.500	New York Life Insurance Company	NO	
						IQ Global Equity R&D Leaders ETF	IQ Global Equity R&D Leaders ETF	DE	NIA	New York Life Investment Management LLC	Ownership	76.120	New York Life Insurance Company	NO	
						IQ Healthy Hearts ETF	IQ Healthy Hearts ETF	DE	NIA	New York Life Insurance and Annuity Corporation	Ownership	66.380	New York Life Insurance Company	NO	
						IQ Candriam International Equity ETF	IQ Candriam International Equity ETF	DE	NIA	New York Life Investment Management Holdings LLC	Ownership	91.900	New York Life Insurance Company	NO	
						IQ Candriam U.S. Mid Cap Equity ETF	IQ Candriam U.S. Mid Cap Equity ETF	DE	NIA	New York Life Investment Management Holdings LLC	Ownership	95.130	New York Life Insurance Company	NO	
						IQ Candriam US Large Cap Equity ETF	IQ Candriam US Large Cap Equity ETF	DE	NIA	New York Life Investment Management LLC	Ownership	84.000	New York Life Insurance Company	NO	
						IQ U.S. Large Cap R&D Leaders ETF	IQ U.S. Large Cap R&D Leaders ETF	DE	NIA	New York Life Investment Management LLC	Ownership	95.130	New York Life Insurance Company	NO	
						New York Life Investment Management Holdings International	New York Life Investment Management Holdings International	LUX	NIA	New York Life Investment Management Holdings LLC	Ownership	100.000	New York Life Insurance Company	NO	
						New York Life Investment Management Holdings II International	New York Life Investment Management Holdings II International	LUX	NIA	New York Life Investment Management Holdings International	Ownership	100.000	New York Life Insurance Company	NO	
						Candriam Group	Candriam Group	LUX	NIA	New York Life Investment Management Holdings II International	Ownership	100.000	New York Life Insurance Company	NO	
						CGH UK Acquisition Company Limited	CGH UK Acquisition Company Limited	GBR	NIA	Candriam Group	Ownership	100.000	New York Life Insurance Company	NO	
						Tristan Equity Partners (GP) Limited	Tristan Equity Partners (GP) Limited	GBR	NIA	CGH UK Acquisition Company Limited	Ownership	100.000	New York Life Insurance Company	NO	
						Tristan Equity Partners LP	Tristan Equity Partners LP	GBR	NIA	Tristan Equity Partners (GP) Limited	Ownership	100.000	New York Life Insurance Company	NO	
						Tristan Equity Pool Partners (GP) Limited	Tristan Equity Pool Partners (GP) Limited	GBR	NIA	CGH UK Acquisition Company Limited	Ownership	100.000	New York Life Insurance Company	NO	
						Tristan Equity Pool Partners LP	Tristan Equity Pool Partners LP	GBR	NIA	Tristan Equity Pool Partners LP	Ownership	100.000	New York Life Insurance Company	NO	
						Tristan Capital Partners Holdings Limited	Tristan Capital Partners Holdings Limited	GBR	NIA	CGH UK Acquisition Company Limited	Ownership	80.000	New York Life Insurance Company	NO	
						TIPS One Co-Investment GP Sarl	TIPS One Co-Investment GP Sarl	LUX	NIA	Tristan Capital Partners Holdings Limited	Ownership	100.000	New York Life Insurance Company	NO	
						TIPS Co-Investment SCSp	TIPS Co-Investment SCSp	LUX	NIA	TIPS One Co-Investment GP Sarl	Ownership	100.000	New York Life Insurance Company	NO	
						TCP Incentive Partners (GP) Sarl	TCP Incentive Partners (GP) Sarl	LUX	NIA	Tristan Capital Partners Holdings Limited	Ownership	100.000	New York Life Insurance Company	NO	
						TCP Incentive Partners SCSp	TCP Incentive Partners SCSp	LUX	NIA	TCP Incentive Partners (GP) Sarl	Ownership	100.000	New York Life Insurance Company	NO	
						TCP Co-Investment GP Sarl	TCP Co-Investment GP Sarl	LUX	NIA	Tristan Capital Partners Holdings Limited	Ownership	100.000	New York Life Insurance Company	NO	
						TCP Co-Investment SCSp	TCP Co-Investment SCSp	LUX	NIA	TCP Co-Investment GP Sarl (Luxembourg)	Ownership	100.000	New York Life Insurance Company	NO	

ANNUAL STATEMENT FOR THE YEAR 2023 OF THE NYLIFE INSURANCE COMPANY OF ARIZONA

SCHEDULE Y

PART 1A - DETAIL OF INSURANCE HOLDING COMPANY SYSTEM

1	2	3	4	5	6	7	8	9	10	11	12	13	14	15	16
Group Code	Group Name	NAIC Company Code	ID Number	Federal RSSD	CIK	Name of Securities Exchange if Publicly Traded (U.S. or International)	Names of Parent, Subsidiaries Or Affiliates	Domiciliary Location	Relationship to Reporting Entity	Directly Controlled by (Name of Entity/Person)	Type of Control (Ownership, Board, Management, Attorney-in-Fact, Influence, Other)	If Control is Ownership Provide Percentage	Ultimate Controlling Entity(ies)/Person(s)	Is an SCA Filing Required? (Yes/No)	*
							CCP III Co-Investment (GP) Limited	.GBR	NIA	TOP Co-Investment SCoP (Luxembourg)	Ownership	100.000	New York Life Insurance Company	NO	
							CCP III Co-Investment LP	.GBR	NIA	CCP III Co-Investment (GP) Limited	Ownership	100.000	New York Life Insurance Company	NO	
							CCP IV Co-Investment LP	.GBR	NIA	CCP III Co-Investment (GP) Limited	Ownership	100.000	New York Life Insurance Company	NO	
							EPIISO 3 Co-Investment LP	.GBR	NIA	CCP III Co-Investment (GP) Limited	Ownership	100.000	New York Life Insurance Company	NO	
							EPIISO 4 Co-Investment LLP	.GBR	NIA	CCP III Co-Investment (GP) Limited	Ownership	100.000	New York Life Insurance Company	NO	
							Tristan Capital Partners LLP	.GBR	NIA	Tristan Capital Partners Holdings Limited	Ownership	100.000	New York Life Insurance Company	NO	
							EPIISO 4 (GP) LLP	.GBR	NIA	EPIISO 4 Co-Investment LLP	Ownership	100.000	New York Life Insurance Company	NO	
							EPIISO 4 Incentive Partners LLP	.GBR	NIA	Tristan Capital Partners Holdings Limited	Ownership	4.700	New York Life Insurance Company	NO	
							CCP 5 Co-Investment LLP	.GBR	NIA	Tristan Capital Partners Holdings Limited	Ownership	50.000	New York Life Insurance Company	NO	
							Tristan (Holdings) Limited	.GBR	NIA	Tristan Capital Partners Holdings Limited	Ownership	100.000	New York Life Insurance Company	NO	
							Tristan Capital Limited	.GBR	NIA	Tristan Capital Partners Holdings Limited	Ownership	100.000	New York Life Insurance Company	NO	
							Tristan Capital Partners LLP	.GBR	NIA	Tristan Capital Limited	Ownership	92.000	New York Life Insurance Company	NO	
							CCP III (GP) LLP	.GBR	NIA	Tristan Capital Partners LLP	Ownership	50.000	New York Life Insurance Company	NO	
							CCP III Incentive Partners (GP) Limited	.GBR	NIA	Tristan Capital Partners LLP	Ownership	100.000	New York Life Insurance Company	NO	
							CCP III Incentive Partners LP	.GBR	NIA	CCP III Incentive Partners (GP) Limited	Ownership	100.000	New York Life Insurance Company	NO	
							CCP IV Incentive Partners LP	.GBR	NIA	CCP III Incentive Partners (GP) Limited	Ownership	100.000	New York Life Insurance Company	NO	
							Curzon Capital Partners III (GP) Limited	.GBR	NIA	Tristan Capital Partners LLP	Ownership	100.000	New York Life Insurance Company	NO	
							CCP III (GP) LLP	.GBR	NIA	Curzon Capital Partners III (GP) Limited	Ownership	99.000	New York Life Insurance Company	NO	
							Curzon Capital Partners III LP	.LUX	NIA	CCP III (GP) LLP	Ownership	100.000	New York Life Insurance Company	NO	
							CCP III Ollerton Sarl	.LUX	NIA	Curzon Capital Partners III LP	Ownership	100.000	New York Life Insurance Company	NO	
							Curzon Capital Partners III Sarl	.LUX	NIA	Curzon Capital Partners III LP	Ownership	100.000	New York Life Insurance Company	NO	
							CCP III UK Shopping Sarl	.LUX	NIA	Curzon Capital Partners III Sarl	Ownership	100.000	New York Life Insurance Company	NO	
							PR Kettering Limited	.GBR	NIA	CCP III UK Shopping Sarl	Ownership	100.000	New York Life Insurance Company	NO	
							CCP III Shopping Eastleigh Sarl	.LUX	NIA	CCP III UK Shopping Sarl	Ownership	100.000	New York Life Insurance Company	NO	
							White River Developments Limited	.LUX	NIA	CCP III UK Shopping Sarl	Ownership	100.000	New York Life Insurance Company	NO	
							CCP III Shopping Folkstone Sarl	.LUX	NIA	CCP III UK Shopping Sarl	Ownership	100.000	New York Life Insurance Company	NO	
							CCP III Austria Sarl	.LUX	NIA	Curzon Capital Partners III Sarl	Ownership	100.000	New York Life Insurance Company	NO	
							CCP III Shopolis Sarl	.LUX	NIA	CCP III Austria Sarl	Ownership	90.000	New York Life Insurance Company	NO	
							CCP III Shopolis Sarl	.LUX	NIA	Curzon Capital Partners III Sarl	Ownership	10.000	New York Life Insurance Company	NO	
							CCP III Polska Holding Sarl	.LUX	NIA	Curzon Capital Partners III Sarl	Ownership	100.000	New York Life Insurance Company	NO	
							CCP III Netherlands Holding BV	.NLD	NIA	CCP III Polska Holding Sarl	Ownership	100.000	New York Life Insurance Company	NO	
							Nova Investments Sp. z.o.o Sarl	.POL	NIA	CCP III Netherlands Holding BV	Ownership	100.000	New York Life Insurance Company	NO	
							CCP III Falcon Holding Sarl	.LUX	NIA	Curzon Capital Partners III Sarl	Ownership	100.000	New York Life Insurance Company	NO	
							Stadtgalerie Written GmbH (Germany)		NIA	CCP III Falcon Holding Sarl	Ownership	92.400	New York Life Insurance Company	NO	
							Stadtgalerie Written Marketing GmbH (Germany)		NIA	CCP III Falcon Holding Sarl	Ownership	100.000	New York Life Insurance Company	NO	
							CCP III Castle Holding Sarl	.LUX	NIA	Curzon Capital Partners III Sarl	Ownership	100.000	New York Life Insurance Company	NO	
							Fieldcoston Sarl	.LUX	NIA	CCP III Castle Holding Sarl	Ownership	94.900	New York Life Insurance Company	NO	
							CCP III Dartford JV Sarl	.LUX	NIA	Curzon Capital Partners III Sarl	Ownership	100.000	New York Life Insurance Company	NO	
							CCP III Dartford I Sarl	.LUX	NIA	CCP III Dartford JV Sarl	Ownership	100.000	New York Life Insurance Company	NO	
							Curzon Capital Partners IV GP Limited	.GBR	NIA	Tristan Capital Partners LLP	Ownership	100.000	New York Life Insurance Company	NO	
							CCP IV (GP) LLP	.GBR	NIA	Curzon Capital Partners IV GP Limited	Ownership	99.000	New York Life Insurance Company	NO	
							Curzon Capital Partners LP	.GBR	NIA	Curzon Capital Partners IV GP Limited	Ownership	100.000	New York Life Insurance Company	NO	
							Curzon Capital Partners IV LP	.GBR	NIA	Curzon Capital Partners IV GP Limited	Ownership	100.000	New York Life Insurance Company	NO	
							Curzon Capital Partners IV S.a.r.l.	.LUX	NIA	Curzon Capital Partners IV LP	Ownership	100.000	New York Life Insurance Company	NO	
							CCP IV Bolt FinCo S.a.r.l.	.LUX	NIA	Curzon Capital Partners IV S.a.r.l.	Ownership	100.000	New York Life Insurance Company	NO	
							CCP IV IREF 1 Holding Sarl	.LUX	NIA	Curzon Capital Partners IV LP	Ownership	100.000	New York Life Insurance Company	NO	
							CCP IV IREF 1	.ITA	NIA	CCP IV IREF 1 Holding Sarl	Ownership	100.000	New York Life Insurance Company	NO	
							CCP IV IREF 2 Holding Sarl	.LUX	NIA	Curzon Capital Partners IV Sarl	Ownership	100.000	New York Life Insurance Company	NO	

ANNUAL STATEMENT FOR THE YEAR 2023 OF THE NYLIFE INSURANCE COMPANY OF ARIZONA

SCHEDULE Y

PART 1A - DETAIL OF INSURANCE HOLDING COMPANY SYSTEM

1	2	3	4	5	6	7	8	9	10	11	12	13	14	15	16
Group Code	Group Name	NAIC Company Code	ID Number	Federal RSSD	CIK	Name of Securities Exchange if Publicly Traded (U.S. or International)	Names of Parent, Subsidiaries Or Affiliates	Domiciliary Location	Relationship to Reporting Entity	Directly Controlled by (Name of Entity/Person)	Type of Control (Ownership, Board, Management, Attorney-in-Fact, Influence, Other)	If Control is Ownership Provide Percentage	Ultimate Controlling Entity(ies)/Person(s)	Is an SCA Filing Required? (Yes/No)	*
							CCP IV Bolt 1 Sarl	.LUX	NIA	Curzon Capital Partners IV LP	Ownership	100.000	New York Life Insurance Company	NO	
							Stratford City Offices Jersey Unit	.GBR	NIA	CCP IV Bolt 1 Sarl	Ownership	50.000	New York Life Insurance Company	NO	
							Stratford City Offices Jersey Unit	.GBR	NIA	CCP IV Bolt 2 Sarl	Ownership	50.000	New York Life Insurance Company	NO	
							Bolt Nominee 1 Limited	.GBR	NIA	Stratford City Offices Jersey Unit	Ownership	100.000	New York Life Insurance Company	NO	
							Bolt Nominee 2 Limited	.GBR	NIA	Stratford City Offices Jersey Unit	Ownership	100.000	New York Life Insurance Company	NO	
							CCP IV Bolt 2 Sarl	.LUX	NIA	Curzon Capital Partners IV LP	Ownership	100.000	New York Life Insurance Company	NO	
							CCP IV Erneside Holding Sarl	.LUX	NIA	Curzon Capital Partners IV LP	Ownership	100.000	New York Life Insurance Company	NO	
							CCP IV Erneside Sarl	.LUX	NIA	CCP IV Erneside Holding Sarl	Ownership	100.000	New York Life Insurance Company	NO	
							CCP IV France Investments Sarl	.LUX	NIA	Curzon Capital Partners IV LP	Ownership	100.000	New York Life Insurance Company	NO	
							OPPCI CCP IV France Investments	.FRA	NIA	CCP IV France Investments Sarl	Ownership	100.000	New York Life Insurance Company	NO	
							SCI Escape Cordeliers	.FRA	NIA	OPPCI CCP IV France Investments	Ownership	99.000	New York Life Insurance Company	NO	
							SCI Escape Cordeliers	.FRA	NIA	CCP IV France Investments Sarl	Ownership	1.000	New York Life Insurance Company	NO	
							CCP IV Omagh Sarl	.LUX	NIA	Curzon Capital Partners IV LP	Ownership	100.000	New York Life Insurance Company	NO	
							CCP IV Garden Tower Holding Sarl	.LUX	NIA	Curzon Capital Partners IV LP	Ownership	100.000	New York Life Insurance Company	NO	
							CCP IV Solent Sarl	.LUX	NIA	Curzon Capital Partners IV LP	Ownership	100.000	New York Life Insurance Company	NO	
							The Forum, Solent, Management Company Limited	.GBR	NIA	CCP IV Solent Sarl	Ownership	100.000	New York Life Insurance Company	NO	
							SBP Management Limited	.GBR	NIA	CCP IV Solent Sarl	Ownership	27.830	New York Life Insurance Company	NO	
							CCP IV Kent Holding Sarl	.LUX	NIA	Curzon Capital Partners IV LP	Ownership	100.000	New York Life Insurance Company	NO	
							CCP IV Kent Sarl	.LUX	NIA	CCP IV Kent Holding Sarl	Ownership	100.000	New York Life Insurance Company	NO	
							CCP IV (GP) Sarl		NIA	Curzon Capital Partners IV LP	Ownership	100.000	New York Life Insurance Company	NO	
							CCP IV Kerin Luxembourg Sarl (PUX)		NIA	Curzon Capital Partners IV LP	Ownership	100.000	New York Life Insurance Company	NO	
							CCP IV SCSp	.LUX	NIA	CCP IV Kerin Luxembourg Sarl (PUX)	Ownership	74.000	New York Life Insurance Company	NO	
							Kerin Holding Sarl	.LUX	NIA	CCP IV Kerin Luxembourg Sarl (PUX)	Ownership	100.000	New York Life Insurance Company	NO	
							CCP IV UK Holding Sarl	.LUX	NIA	Kerin Holding Sarl	Ownership	100.000	New York Life Insurance Company	NO	
							Cardiff Gate RP Limited Sarl	.LUX	NIA	CCP IV UK Holding Sarl	Ownership	100.000	New York Life Insurance Company	NO	
							Rotherham Foundry RP Limited Sarl	.LUX	NIA	CCP IV UK Holding Sarl	Ownership	100.000	New York Life Insurance Company	NO	
							Warrington Riverside RP Limited Sarl	.LUX	NIA	CCP IV UK Holding Sarl	Ownership	100.000	New York Life Insurance Company	NO	
							Birmingham Ravenside RP Limited Sarl	.LUX	NIA	CCP IV UK Holding Sarl	Ownership	100.000	New York Life Insurance Company	NO	
							Walsall Bescot RP Limited Sarl	.LUX	NIA	CCP IV UK Holding Sarl	Ownership	100.000	New York Life Insurance Company	NO	
							RW Sofas Limited Sarl	.LUX	NIA	CCP IV UK Holding Sarl	Ownership	100.000	New York Life Insurance Company	NO	
							Milton Keynes RP Limited	.LUX	NIA	CCP IV UK Holding Sarl	Ownership	100.000	New York Life Insurance Company	NO	
							Bangor Springill RP Limited Sarl	.LUX	NIA	CCP IV UK Holding Sarl	Ownership	100.000	New York Life Insurance Company	NO	
							Warrington Pinners Brow RP Limited Sarl	.LUX	NIA	CCP IV UK Holding Sarl	Ownership	100.000	New York Life Insurance Company	NO	
							Bolton Central RP Limited Sarl	.LUX	NIA	CCP IV UK Holding Sarl	Ownership	100.000	New York Life Insurance Company	NO	
							EPISO 3 Incentive Partners (GP) Limited	.GBR	NIA	Tristan Capital Partners LLP	Ownership	100.000	New York Life Insurance Company	NO	
							EPISO 3 Incentive Partners LP	.GBR	NIA	EPISO 3 Incentive Partners (GP) Limited	Ownership	100.000	New York Life Insurance Company	NO	
							EPISO 3 (GP) LLP	.GBR	NIA	Tristan Capital Partners LLP	Ownership	64.000	New York Life Insurance Company	NO	
							European Property Investors Special Opportunities 3 LP	.GBR	NIA	EPISO 3 GP LLP	Ownership	100.000	New York Life Insurance Company	NO	
							EPISO 3 L.P.	.GBR	NIA	European Property Investors Special Opportunities 3 LP	Ownership	100.000	New York Life Insurance Company	NO	
							EPISO 3 Luxembourg Holding S.a.r.l.	.LUX	NIA	EPISO 3 L.P.	Ownership	100.000	New York Life Insurance Company	NO	
							EPISO 3 Wave Holding S.a.r.l.	.LUX	NIA	EPISO 3 Luxembourg Holding S.a.r.l.	Ownership	100.000	New York Life Insurance Company	NO	
							EPISO 4 (GP) II Sarl	.LUX	NIA	Tristan Capital Partners LLP	Ownership	100.000	New York Life Insurance Company	NO	
							EPISO 4 Student Housing SCSp	.LUX	NIA	EPISO 4 GP II Sarl	Ownership	100.000	New York Life Insurance Company	NO	
							EPISO 4 (GP) LLP	.GBR	NIA	Tristan Capital Partners LLP	Ownership	100.000	New York Life Insurance Company	NO	
							European Property Investors Special Opportunities 4 LP	.GBR	NIA	EPISO 4 GP LLP	Ownership	100.000	New York Life Insurance Company	NO	

53.20

ANNUAL STATEMENT FOR THE YEAR 2023 OF THE NYLIFE INSURANCE COMPANY OF ARIZONA

SCHEDULE Y

PART 1A - DETAIL OF INSURANCE HOLDING COMPANY SYSTEM

1	2	3	4	5	6	7	8	9	10	11	12	13	14	15	16
Group Code	Group Name	NAIC Company Code	ID Number	Federal RSSD	CIK	Name of Securities Exchange if Publicly Traded (U.S. or International)	Names of Parent, Subsidiaries Or Affiliates	Domiciliary Location	Relationship to Reporting Entity	Directly Controlled by (Name of Entity/Person)	Type of Control (Ownership, Board, Management, Attorney-in-Fact, Influence, Other)	If Control is Ownership Provide Percentage	Ultimate Controlling Entity(ies)/Person(s)	Is an SCA Filing Required? (Yes/No)	*
							EPISO 4 Caesar Holding Sarl	.GBR	NIA	European Property Investors Special Opportunities 4 LP	Ownership	100.000	New York Life Insurance Company	NO	
							Trophy Value Added Fund	.ITA	NIA	EPISO 4 Caesar Holding Sarl	Ownership	74.150	New York Life Insurance Company	NO	
							EPISO 4 Luxembourg Holding Sarl	.LUX	NIA	European Property Investors Special Opportunities 4 LP	Ownership	100.000	New York Life Insurance Company	NO	
							EPISO 4 Leo Holding Sarl	.LUX	NIA	EPISO 4 Luxembourg Holding Sarl	Ownership	100.000	New York Life Insurance Company	NO	
							EPISO 4 Leo Holding BV (NLD)	.NLD	NIA	EPISO 4 Luxembourg Holding Sarl	Ownership	100.000	New York Life Insurance Company	NO	
							Powilse Power Station BV (NLD)	.NLD	NIA	EPISO 4 Luxembourg Holding Sarl	Ownership	90.000	New York Life Insurance Company	NO	
							EP Office 1 Spzoo	.POL	NIA	Powilse Power Station BV (NLD)	Ownership	100.000	New York Life Insurance Company	NO	
							EP Office 2 Spzoo	.POL	NIA	Powilse Power Station BV (NLD)	Ownership	100.000	New York Life Insurance Company	NO	
							EP Retail Spzoo	.POL	NIA	Powilse Power Station BV (NLD)	Ownership	100.000	New York Life Insurance Company	NO	
							EP Apartments Spzoo	.POL	NIA	Powilse Power Station BV (NLD)	Ownership	100.000	New York Life Insurance Company	NO	
							EP Hotel Spzoo	.POL	NIA	Powilse Power Station BV (NLD)	Ownership	100.000	New York Life Insurance Company	NO	
							EPISO 4 Seed Holding Sarl	.LUX	NIA	EPISO 4 Luxembourg Holding Sarl	Ownership	100.000	New York Life Insurance Company	NO	
							EPISO 4 Seed Sarl	.LUX	NIA	EPISO 4 Seed Holding Sarl	Ownership	100.000	New York Life Insurance Company	NO	
							EPISO 4 Flower Holding Sarl	.LUX	NIA	EPISO 4 Luxembourg Holding Sarl	Ownership	100.000	New York Life Insurance Company	NO	
							EPISO 4 Flower Sarl	.LUX	NIA	EPISO 4 Flower Holding Sarl	Ownership	100.000	New York Life Insurance Company	NO	
							EPISO 4 Armando Holding Sarl	.LUX	NIA	EPISO 4 Luxembourg Holding Sarl	Ownership	100.000	New York Life Insurance Company	NO	
							EPISO 4 Armando Holding BV	.NLD	NIA	EPISO 4 Armando Holding Sarl	Ownership	100.000	New York Life Insurance Company	NO	
							EPISO 4 Armando Westwijk	.NLD	NIA	EPISO 4 Armando Holding BV	Ownership	100.000	New York Life Insurance Company	NO	
							EPISO 4 Armando Diemerplien	.NLD	NIA	EPISO 4 Armando Holding BV	Ownership	100.000	New York Life Insurance Company	NO	
							EPISO 4 Armando Ridderhof	.NLD	NIA	EPISO 4 Armando Holding BV	Ownership	100.000	New York Life Insurance Company	NO	
							EPISO 4 Twilight GP Limited	.GBR	NIA	EPISO 4 Luxembourg Holding Sarl	Ownership	100.000	New York Life Insurance Company	NO	
							EPISO 4 Twilight LP	.GBR	NIA	EPISO 4 Twilight GP Limited	Ownership	100.000	New York Life Insurance Company	NO	
							Twilight PRS Eclipse 110 DAC	.GBR	NIA	EPISO 4 Twilight LP	Ownership	100.000	New York Life Insurance Company	NO	
							Twilight Finance DAC	.IRL	NIA	EPISO 4 Twilight LP	Ownership	100.000	New York Life Insurance Company	NO	
							Twilight Ireland PRS Properties Eclipse DAC	.IRL	NIA	EPISO 4 Twilight LP	Ownership	100.000	New York Life Insurance Company	NO	
							EPISO 4 West Holding Sarl	.LUX	NIA	EPISO 4 Luxembourg Holding Sarl	Ownership	97.500	New York Life Insurance Company	NO	
							EPISO 4 Antrim Sarl	.LUX	NIA	EPISO 4 West Holding Sarl	Ownership	100.000	New York Life Insurance Company	NO	
							EPISO 4 Banbridge Sarl	.LUX	NIA	EPISO 4 West Holding Sarl	Ownership	100.000	New York Life Insurance Company	NO	
							EPISO 4 France Investments Sarl	.LUX	NIA	EPISO 4 Luxembourg Holding Sarl	Ownership	90.000	New York Life Insurance Company	NO	
							OPPCI EPISO 4 France Investments	.FRA	NIA	EPISO 4 France Investments Sarl	Ownership	100.000	New York Life Insurance Company	NO	
							SAS VDF	.FRA	NIA	OPPCI EPISO 4 France Investments	Ownership	100.000	New York Life Insurance Company	NO	
							SCI VDF	.FRA	NIA	SAS VDF	Ownership	100.000	New York Life Insurance Company	NO	
							CCP 5 Pool Partnership GP Limited	.NJ	NIA	Tristan Capital Partners LLP	Ownership	100.000	New York Life Insurance Company	NO	
							CCP 5 Pool Partnership SLP	.NJ	NIA	CCP 5 Pool Partnership GP Limited	Ownership	100.000	New York Life Insurance Company	NO	
							CCP 5 GP LLP (United Kingdom)	.GBR	NIA	Tristan Capital Partners LLP	Ownership	80.000	New York Life Insurance Company	NO	
							Curzon Capital Partners 5 Long-Life LP	.GBR	NIA	CCP 5 GP LLP (United Kingdom)	Ownership	100.000	New York Life Insurance Company	NO	
							CCP 5 (GP) Sarl	.LUX	NIA	Curzon Capital Partners 5 Long-Life LP	Ownership	100.000	New York Life Insurance Company	NO	
							Curzon Capital Partners 5 Long-Life SCA SICAV-SIF	.GBR	NIA	CCP 5 (GP) Sarl	Ownership	100.000	New York Life Insurance Company	NO	
							CCP 5 Jersey Fragco 1 Limited	.NJ	NIA	Curzon Capital Partners 5 Long-Life SCA SICAV-SIF	Ownership	100.000	New York Life Insurance Company	NO	
							CCP 5 Jersey Fragco 2 Limited	.NJ	NIA	Curzon Capital Partners 5 Long-Life SCA SICAV-SIF	Ownership	100.000	New York Life Insurance Company	NO	
							CCP 5 Jersey Fragco 3 Limited	.NJ	NIA	Curzon Capital Partners 5 Long-Life SCA SICAV-SIF	Ownership	100.000	New York Life Insurance Company	NO	
							CCP 5 Jersey Fragco 4 Limited	.NJ	NIA	Curzon Capital Partners 5 Long-Life SCA SICAV-SIF	Ownership	100.000	New York Life Insurance Company	NO	

53.21

ANNUAL STATEMENT FOR THE YEAR 2023 OF THE NYLIFE INSURANCE COMPANY OF ARIZONA

SCHEDULE Y

PART 1A - DETAIL OF INSURANCE HOLDING COMPANY SYSTEM

1	2	3	4	5	6	7	8	9	10	11	12	13	14	15	16
Group Code	Group Name	NAIC Company Code	ID Number	Federal RSSD	CIK	Name of Securities Exchange if Publicly Traded (U.S. or International)	Names of Parent, Subsidiaries Or Affiliates	Domi-ciliary Location	Relation-ship to Reporting Entity	Directly Controlled by (Name of Entity/Person)	Type of Control (Ownership, Board, Management, Attorney-in-Fact, Influence, Other)	If Control is Ownership Provide Percentage	Ultimate Controlling Entity(ies)/Person(s)	Is an SCA Filing Re-quired? (Yes/No)	*
							CCP 5 Jersey Frago 5 Limited	..NJ.....	..NIA.....	Curzon Capital Partners 5 Long-Life SCA SICAV-SIF	Ownership.....	100.000	New York Life Insurance Company	..NO.....	
							CCP 5 Jersey Frago 6 Limited	..NJ.....	..NIA.....	Curzon Capital Partners 5 Long-Life SCA SICAV-SIF	Ownership.....	100.000	New York Life Insurance Company	..NO.....	
							CCP 5 Jersey Frago 7 Limited	..NJ.....	..NIA.....	Curzon Capital Partners 5 Long-Life SCA SICAV-SIF	Ownership.....	100.000	New York Life Insurance Company	..NO.....	
							CCP 5 Jersey Frago 8 Limited	..NJ.....	..NIA.....	Curzon Capital Partners 5 Long-Life SCA SICAV-SIF	Ownership.....	100.000	New York Life Insurance Company	..NO.....	
							CCP 5 Jersey Frago 9 Limited	..NJ.....	..NIA.....	Curzon Capital Partners 5 Long-Life SCA SICAV-SIF	Ownership.....	100.000	New York Life Insurance Company	..NO.....	
							CCP 5 Jersey Frago 10 Limited	..NJ.....	..NIA.....	Curzon Capital Partners 5 Long-Life SCA SICAV-SIF	Ownership.....	100.000	New York Life Insurance Company	..NO.....	
							CCP 5 Jersey Frago 11 Limited	..NJ.....	..NIA.....	Curzon Capital Partners 5 Long-Life SCA SICAV-SIF	Ownership.....	100.000	New York Life Insurance Company	..NO.....	
							CCP 5 Long-Life Luxembourg S.a.r.l.	..LUX.....	..NIA.....	Curzon Capital Partners 5 Long-Life SCA SICAV-SIF	Ownership.....	100.000	New York Life Insurance Company	..NO.....	
							CCP 5 LL GP Sarl	..LUX.....	..NIA.....	Tristan Capital Partners LLP	Ownership.....	100.000	New York Life Insurance Company	..NO.....	
							Curzon Capital Partners 5 Long Life SCSp	..LUX.....	..NIA.....	CCP 5 LL GP Sarl	Ownership.....	100.000	New York Life Insurance Company	..NO.....	
							CCP 5 Feeder GP Sarl	..LUX.....	..NIA.....	Tristan Capital Partners LLP	Ownership.....	100.000	New York Life Insurance Company	..NO.....	
							CCP 5 Feeder SCSp	..LUX.....	..NIA.....	CCP 5 Feeder GP Sarl	Ownership.....	100.000	New York Life Insurance Company	..NO.....	
							EPISO 5 Incentive Partners GP Limited	..NJ.....	..NIA.....	Tristan Capital Partners LLP	Ownership.....	100.000	New York Life Insurance Company	..NO.....	
							EPISO 5 Incentive Partners SLP	..NJ.....	..NIA.....	EPISO 5 Incentive Partners GP Limited	Ownership.....	100.000	New York Life Insurance Company	..NO.....	
							EPISO 5 (GP) Sarl	..LUX.....	..NIA.....	Tristan Capital Partners LLP	Ownership.....	100.000	New York Life Insurance Company	..NO.....	
							European Property Investors Special Opportunities 5 SCSp-SICAV-SIF	..LUX.....	..NIA.....	EPISO 5 (GP) Sarl	Ownership.....	100.000	New York Life Insurance Company	..NO.....	
							EPISO 5 Co-Investment SCSp	..LUX.....	..NIA.....	EPISO 5 (GP) Sarl	Ownership.....	100.000	New York Life Insurance Company	..NO.....	
							EPISO 6 (GP) S.a.r.l.	..LUX.....	..NIA.....	Tristan Capital Partners LLP	Ownership.....	100.000	New York Life Insurance Company	..NO.....	
							EPISO 6 Co-Investment SCSp	..LUX.....	..NIA.....	EPISO 6 (GP) LLP	Ownership.....	100.000	New York Life Insurance Company	..NO.....	
							European Property Investors Special Opportunities 6 SCSp SICAV-SIF	..LUX.....	..NIA.....	EPISO 6 (GP) LLP	Ownership.....	100.000	New York Life Insurance Company	..NO.....	
							EPISO 6 Luxembourg Holding S.a.r.l.	..LUX.....	..NIA.....	European Property Investors Special Opportunities 6 SCSp	Ownership.....	100.000	New York Life Insurance Company	..NO.....	
							EPISO 6 Spectre JV Sarl	..LUX.....	..NIA.....	EPISO 6 Luxembourg Holding Sarl	Ownership.....	100.000	New York Life Insurance Company	..NO.....	
							EPISO 6 Spectre 1 Holding S.a.r.l.	..LUX.....	..NIA.....	EPISO 6 Spectre JV Sarl	Ownership.....	100.000	New York Life Insurance Company	..NO.....	
							EPISO 6 Spectre 2 Holding S.a.r.l.	..LUX.....	..NIA.....	EPISO 6 Spectre JV Sarl	Ownership.....	100.000	New York Life Insurance Company	..NO.....	
							EPISO 6 Spectre 3 Holding S.a.r.l.	..LUX.....	..NIA.....	EPISO 6 Spectre JV Sarl	Ownership.....	100.000	New York Life Insurance Company	..NO.....	
							EPISO 6 Curado Holding S.a.r.l.	..LUX.....	..NIA.....	EPISO 6 Luxembourg Holding Sarl	Ownership.....	100.000	New York Life Insurance Company	..NO.....	
							Claybrook, S.L.	..ESP.....	..NIA.....	EPISO 6 Curado Holding S.a.r.l.	Ownership.....	90.000	New York Life Insurance Company	..NO.....	
							Barnfield Spain, S.L.	..ESP.....	..NIA.....	EPISO 6 Curado Holding S.a.r.l.	Ownership.....	100.000	New York Life Insurance Company	..NO.....	
							EPISO 6 Macbeth 2 Holding S.a.r.l.	..LUX.....	..NIA.....	EPISO 6 Luxembourg Holding Sarl	Ownership.....	100.000	New York Life Insurance Company	..NO.....	
							Macbeth 4 SRL	..BEL.....	..NIA.....	EPISO 6 Macbeth 2 Holding S.a.r.l.	Ownership.....	100.000	New York Life Insurance Company	..NO.....	
							Montague 1 Sarl	..LUX.....	..NIA.....	EPISO 6 Romeo 2 Holding Sarl	Ownership.....	100.000	New York Life Insurance Company	..NO.....	
							EPISO 6 Moomin Holding Sarl	..LUX.....	..NIA.....	EPISO 6 Luxembourg Holding Sarl	Ownership.....	100.000	New York Life Insurance Company	..NO.....	
							EPISO 6 Siem Holding Sarl	..LUX.....	..NIA.....	EPISO 6 Luxembourg Holding Sarl	Ownership.....	100.000	New York Life Insurance Company	..NO.....	
							EPISO 6 Siem Sarl	..LUX.....	..NIA.....	EPISO 6 Siem Holding Sarl	Ownership.....	100.000	New York Life Insurance Company	..NO.....	
							EPISO 6 Panther Co-Investment SCSp (Jersey)	..NJ.....	..NIA.....	EPISO 6 Luxembourg Holding Sarl	Ownership.....	92.150	New York Life Insurance Company	..NO.....	
							EPISO 6 Panther GP Limited	..NJ.....	..NIA.....	EPISO 6 Luxembourg Holding Sarl	Ownership.....	90.000	New York Life Insurance Company	..NO.....	
							EPISO 6 Panther JV SLP	..NJ.....	..NIA.....	EPISO 6 Panther GP Limited	Ownership.....	100.000	New York Life Insurance Company	..NO.....	
							EPISO 6 Panther Hodco Limited	..NJ.....	..NIA.....	EPISO 6 Panther JV SLP	Ownership.....	100.000	New York Life Insurance Company	..NO.....	
							EPISO 6 Panther Property Limited	..NJ.....	..NIA.....	EPISO 6 Panther Hodco Limited	Ownership.....	100.000	New York Life Insurance Company	..NO.....	
							Raag St. Andrew Hotel Limited	..GBR.....	..NIA.....	EPISO 6 Panther Property Limited	Ownership.....	100.000	New York Life Insurance Company	..NO.....	

53.22

ANNUAL STATEMENT FOR THE YEAR 2023 OF THE NYLIFE INSURANCE COMPANY OF ARIZONA

SCHEDULE Y

PART 1A - DETAIL OF INSURANCE HOLDING COMPANY SYSTEM

1	2	3	4	5	6	7	8	9	10	11	12	13	14	15	16
Group Code	Group Name	NAIC Company Code	ID Number	Federal RSSD	CIK	Name of Securities Exchange if Publicly Traded (U.S. or International)	Names of Parent, Subsidiaries Or Affiliates	Domi-ciliary Location	Relation-ship to Reporting Entity	Directly Controlled by (Name of Entity/Person)	Type of Control (Ownership, Board, Management, Attorney-in-Fact, Influence, Other)	If Control is Ownership Provide Percentage	Ultimate Controlling Entity(ies)/Person(s)	Is an SCA Filing Re-quired? (Yes/No)	*
							Raag Hotels Limited	.NJ.	NIA.	EPISO 6 Panther Property Limited	Ownership	100.000	New York Life Insurance Company	NO	
							QMK Pub Westminster Limited	.GBR.	NIA.	Raag Hotels Limited	Ownership	100.000	New York Life Insurance Company	NO	
							RAAG OBS Limited	.NJ.	NIA.	Raag Hotels Limited	Ownership	100.000	New York Life Insurance Company	NO	
							QMK OBS Limited	.IRL.	NIA.	RAAG OBS Limited	Ownership	100.000	New York Life Insurance Company	NO	
							Raag Dublin Limited	.NJ.	NIA.	Raag Hotels Limited	Ownership	100.000	New York Life Insurance Company	NO	
							QMK Dublin Limited		NIA.	Raag Dublin Limited	Ownership	100.000	New York Life Insurance Company	NO	
							Raag Kensington Holdings Limited	.NJ.	NIA.	Raag Hotels Limited	Ownership	100.000	New York Life Insurance Company	NO	
							Raag Kesington Hotel Limited	.NJ.	NIA.	Raag Kensington Holdings Limited	Ownership	100.000	New York Life Insurance Company	NO	
							QMK Kensington Limited	.GBR.	NIA.	Raag Kesington Hotel Limited	Ownership	100.000	New York Life Insurance Company	NO	
							Raag Westminster Holdings Limited	.NJ.	NIA.	Raag Hotels Limited	Ownership	100.000	New York Life Insurance Company	NO	
							Raag Westminster Hotel Limited	.NJ.	NIA.	Raag Westminster Holdings Limited	Ownership	100.000	New York Life Insurance Company	NO	
							QMK Westminster Limited	.NJ.	NIA.	Raag Westminster Hotel Limited	Ownership	100.000	New York Life Insurance Company	NO	
							Raag Liverpool Street Holdings Limited	.NJ.	NIA.	Raag Hotels Limited	Ownership	100.000	New York Life Insurance Company	NO	
							Raag Liverpool Street Hotel Limited	.NJ.	NIA.	Raag Liverpool Street Holdings Limited	Ownership	100.000	New York Life Insurance Company	NO	
							QMK Liverpool Street Limited	.GBR.	NIA.	Raag Liverpool Street Hotel Limited	Ownership	100.000	New York Life Insurance Company	NO	
							Raag Kings Cross Holdings Limited	.NJ.	NIA.	Raag Hotels Limited	Ownership	100.000	New York Life Insurance Company	NO	
							Raag Kings Cross Hotel Limited	.NJ.	NIA.	Raag Kings Cross Holdings Limited	Ownership	100.000	New York Life Insurance Company	NO	
							QMK KX Limited	.GBR.	NIA.	Raag Kings Cross Hotel Limited	Ownership	100.000	New York Life Insurance Company	NO	
							Raag Paddintgon Holdings Limited	.NJ.	NIA.	Raag Hotels Limited	Ownership	100.000	New York Life Insurance Company	NO	
							Raag Paddington Hotel Limited	.NJ.	NIA.	Raag Paddington Holdings Limited	Ownership	100.000	New York Life Insurance Company	NO	
							QMK Paddington Limited	.GBR.	NIA.	Raag Paddington Hotel Limited	Ownership	100.000	New York Life Insurance Company	NO	
							Raag Canary Wharf Limited	.NJ.	NIA.	Raag Hotels Limited	Ownership	100.000	New York Life Insurance Company	NO	
							QMK Canary Wharf Limited	.GBR.	NIA.	Raag Canary Wharf Holdings Limited	Ownership	100.000	New York Life Insurance Company	NO	
							Raag Shoreditch Limited	.NJ.	NIA.	Raag Hotels Limited	Ownership	100.000	New York Life Insurance Company	NO	
							QMK Shoreditch Limited	.GBR.	NIA.	Raag Shoreditch Limited	Ownership	100.000	New York Life Insurance Company	NO	
							Raag Aberdeen	.NJ.	NIA.	Raag Hotels Limited	Ownership	100.000	New York Life Insurance Company	NO	
							QMK Management Limited	.GBR.	NIA.	Raag Hotels Limited	Ownership	100.000	New York Life Insurance Company	NO	
							Raag P2 Limited	.NJ.	NIA.	Raag Hotels Limited	Ownership	100.000	New York Life Insurance Company	NO	
							TIPS One Incentive Partners GP Limited	.NJ.	NIA.	Tristan Capital Partners LLP	Ownership	100.000	New York Life Insurance Company	NO	
							TIPS One Incentive Partners SLP	.NJ.	NIA.	TIPS One Incentive Partners GP Limited	Ownership	100.000	New York Life Insurance Company	NO	
							TIPS One GP Sarl	.LUX.	NIA.	Tristan Capital Partners LLP	Ownership	100.000	New York Life Insurance Company	NO	
							Tristan Income Plus Strategy One SCSp	.LUX.	NIA.	TIPS One GP Sarl	Ownership	100.000	New York Life Insurance Company	NO	
							TIPS One Alpha Holdings Sarl	.LUX.	NIA.	Tristan Income Plus Strategy One SCSp	Ownership	100.000	New York Life Insurance Company	NO	
							TIPS One Alpha PV I Sarl	.LUX.	NIA.	TIPS One Alpha Holdings Sarl	Ownership	100.000	New York Life Insurance Company	NO	
							TIPS One Alpha PV II Sarl	.LUX.	NIA.	TIPS One Alpha Holdings Sarl	Ownership	100.000	New York Life Insurance Company	NO	
							TIPS One Alpha PV III Sarl	.LUX.	NIA.	TIPS One Alpha Holdings Sarl	Ownership	100.000	New York Life Insurance Company	NO	
							TIPS One Co-Investment GP Sarl	.LUX.	NIA.	Tristan Capital Partners LLP	Ownership	100.000	New York Life Insurance Company	NO	
							TIPS One Co-Investment SCSp	.LUX.	NIA.	TIPS One Co-Investment GP Sarl	Ownership	100.000	New York Life Insurance Company	NO	
							CCP IV (GP) LLP	.GBR.	NIA.	Tristan Capital Partners LLP	Ownership	50.000	New York Life Insurance Company	NO	
							Curzon Capital Partners IV (GP) Limited	.GBR.	NIA.	Tristan Capital Partners LLP	Ownership	100.000	New York Life Insurance Company	NO	
							CCP 5 GP LLP	.GBR.	NIA.	Tristan Capital Partners LLP	Ownership	33.000	New York Life Insurance Company	NO	
							CCP 5 Pool Partnership GP Limited	.NJ.	NIA.	Tristan Capital Partners LLP	Ownership	100.000	New York Life Insurance Company	NO	
							CCP 5 Pool Partnership SLP	.NJ.	NIA.	CCP 5 Pool Partnership GP Limited	Ownership	100.000	New York Life Insurance Company	NO	
							Tristan Capital Partners Asset Management Limited	.GBR.	NIA.	Tristan Capital Partners LLP	Ownership	100.000	New York Life Insurance Company	NO	
							TCP France	.GBR.	NIA.	Tristan Capital Partners Asset Management Limited	Ownership	100.000	New York Life Insurance Company	NO	
							TCP NL BV	.GBR.	NIA.	Tristan Capital Partners Asset Management Limited	Ownership	100.000	New York Life Insurance Company	NO	

53.23

ANNUAL STATEMENT FOR THE YEAR 2023 OF THE NYLIFE INSURANCE COMPANY OF ARIZONA

SCHEDULE Y

PART 1A - DETAIL OF INSURANCE HOLDING COMPANY SYSTEM

1	2	3	4	5	6	7	8	9	10	11	12	13	14	15	16
Group Code	Group Name	NAIC Company Code	ID Number	Federal RSSD	CIK	Name of Securities Exchange if Publicly Traded (U.S. or International)	Names of Parent, Subsidiaries Or Affiliates	Domiciliary Location	Relationship to Reporting Entity	Directly Controlled by (Name of Entity/Person)	Type of Control (Ownership, Board, Management, Attorney-in-Fact, Influence, Other)	If Control is Ownership Provide Percentage	Ultimate Controlling Entity(ies)/Person(s)	Is an SCA Filing Required? (Yes/No)	*
							TCP Poland Spolka z ograniczona odpowiedzialnoscia	.POL	NIA	Tristan Capital Partners Asset Management Limited	Ownership	100.000	New York Life Insurance Company	NO	
							TCP Co-Investment (GP) S.á.r.l.	.LUX	NIA	Tristan Capital Partners LLP	Ownership	100.000	New York Life Insurance Company	NO	
							TCP Co-Investment SCSp	.LUX	NIA	TCP Co-Investment (GP) S.á.r.l.	Ownership	100.000	New York Life Insurance Company	NO	
							TCP Incentive Partners SCSp	.LUX	NIA	TCP Co-Investment (GP) S.á.r.l.	Ownership	100.000	New York Life Insurance Company	NO	
							TCP Incentive Partners (GP) S.á.r.l.	.LUX	NIA	Tristan Capital Partners LLP	Ownership	100.000	New York Life Insurance Company	NO	
							German Property Performance Partners Investors Feeder Verwaltungs GmbH	.DEU	NIA	TCP Incentive Partners (GP) S.á.r.l.	Ownership	100.000	New York Life Insurance Company	NO	
							EPISO 4 (GP) S.á.r.l.	.LUX	NIA	Tristan Capital Partners LLP	Ownership	100.000	New York Life Insurance Company	NO	
							EPISO 4 SCSp	.LUX	NIA	EPISO 4 (GP) S.á.r.l.	Ownership	100.000	New York Life Insurance Company	NO	
							EPISO 4 (GP) II S.á.r.l.	.LUX	NIA	Tristan Capital Partners LLP	Ownership	100.000	New York Life Insurance Company	NO	
							EPISO 4 Student Housing SCSp	.LUX	NIA	Tristan (Holdings) Limited	Ownership	100.000	New York Life Insurance Company	NO	
							Candriam Luxco S.á.r.l.	.LUX	NIA	Candriam Group	Ownership	100.000	New York Life Insurance Company	NO	
							Candriam Luxembourg	.LUX	NIA	Candriam Group	Ownership	94.892	New York Life Insurance Company	NO	
							Candriam Belgium	.BEL	NIA	Candriam Luxembourg	Ownership	100.000	New York Life Insurance Company	NO	
							Candriam France	.FRA	NIA	Candriam Luxembourg	Ownership	100.000	New York Life Insurance Company	NO	
							Candriam Monétaire SICAV	.FRA	NIA	Candriam Belgium	Ownership	3.030	New York Life Insurance Company	NO	
							Candriam Monétaire SICAV	.FRA	NIA	Candriam France	Ownership	2.520	New York Life Insurance Company	NO	
							Candriam Monétaire SICAV	.FRA	NIA	Cordius CIG	Ownership	0.010	New York Life Insurance Company	NO	
							Candriam Switzerland LLC	.CHE	NIA	Candriam Luxembourg	Ownership	100.000	New York Life Insurance Company	NO	
							Candriam GP	.LUX	NIA	Candriam Luxembourg	Ownership	100.000	New York Life Insurance Company	NO	
							KTA Holdco	.LUX	NIA	Candriam Luxembourg	Ownership	66.670	New York Life Insurance Company	NO	
							KTA Holdco	.LUX	NIA	New York Life Insurance and Annuity Corporation	Ownership	33.330	New York Life Insurance Company	NO	
							Kartesia Management SA	.LUX	NIA	KTA Holdco	Ownership	33.000	New York Life Insurance Company	NO	
							Kartesia UK Ltd.	.GBR	NIA	Kartesia Management SA	Ownership	100.000	New York Life Insurance Company	NO	
							Kartesia Belgium	.BEL	NIA	Kartesia Management SA	Ownership	100.000	New York Life Insurance Company	NO	
							Kartesia Credit FFS	.FRA	NIA	Kartesia Management SA	Ownership	100.000	New York Life Insurance Company	NO	
							Kartesia GP III	.LUX	NIA	Kartesia Management SA	Ownership	100.000	New York Life Insurance Company	NO	
							Kartesia Credit Opportunities III S.C.A., SICAV-SIF	.LUX	NIA	Kartesia GP III	Ownership	100.000	New York Life Insurance Company	NO	
							Kartesia Securities	.LUX	NIA	Kartesia Credit Opportunities III S.C.A., SICAV-SIF	Ownership	100.000	New York Life Insurance Company	NO	
							Kartesia III Topco S.á.r.l.	.LUX	NIA	Kartesia Credit Opportunities III S.C.A., SICAV-SIF	Ownership	100.000	New York Life Insurance Company	NO	
							Kartesia GP IV	.LUX	NIA	Kartesia Management SA	Ownership	100.000	New York Life Insurance Company	NO	
							Kartesia Credit Opportunities IV SCS SICAV-SIF	.LUX	NIA	Kartesia GP IV	Ownership	100.000	New York Life Insurance Company	NO	
							Kartesia Securities IV	.LUX	NIA	Kartesia Credit Opportunities IV SCS SICAV-SIF	Ownership	100.000	New York Life Insurance Company	NO	
							Kartesia Securities IV Topco S.á.r.l.	.LUX	NIA	Kartesia Credit Opportunities IV SCS SICAV-SIF	Ownership	100.000	New York Life Insurance Company	NO	
							Kartesia Master GP	.LUX	NIA	Kartesia Management SA	Ownership	100.000	New York Life Insurance Company	NO	
							Kartesia Credit Opportunities V Feeder SCS	.LUX	NIA	Kartesia Master GP	Ownership	100.000	New York Life Insurance Company	NO	
							Kartesia Senior Opportunities I SCS, SICAV-RAIF	.LUX	NIA	Kartesia Master GP	Ownership	100.000	New York Life Insurance Company	NO	
							KASS Unleveled S.á.r.l.	.LUX	NIA	Kartesia Senior Opportunities I SCS, SICAV-RAIF	Ownership	100.000	New York Life Insurance Company	NO	
							KSO I Topco S.á.r.l.	.LUX	NIA	KASS Unleveled S.á.r.l.	Ownership	100.000	New York Life Insurance Company	NO	
							Kartesia Credit Opportunities V SCS	.LUX	NIA	Kartesia Master GP	Ownership	100.000	New York Life Insurance Company	NO	
							Kartesia Securities V S.á.r.l.	.LUX	NIA	Kartesia Credit Opportunities V SCS	Ownership	100.000	New York Life Insurance Company	NO	

53.24

ANNUAL STATEMENT FOR THE YEAR 2023 OF THE NYLIFE INSURANCE COMPANY OF ARIZONA

SCHEDULE Y

PART 1A - DETAIL OF INSURANCE HOLDING COMPANY SYSTEM

1	2	3	4	5	6	7	8	9	10	11	12	13	14	15	16
Group Code	Group Name	NAIC Company Code	ID Number	Federal RSSD	CIK	Name of Securities Exchange if Publicly Traded (U.S. or International)	Names of Parent, Subsidiaries Or Affiliates	Domi-ciliary Location	Relation-ship to Reporting Entity	Directly Controlled by (Name of Entity/Person)	Type of Control (Ownership, Board, Management, Attorney-in-Fact, Influence, Other)	If Control is Ownership Provide Percentage	Ultimate Controlling Entity(ies)/Person(s)	Is an SCA Filing Re-quired? (Yes/No)	*
							CordiusLUX.....	NIA.....	Candriam Luxembourg	Ownership.....	12.080	New York Life Insurance Company	NO.....	
							CordiusLUX.....	NIA.....	Candriam Belgium	Ownership.....	4.970	New York Life Insurance Company	NO.....	
							Cordius CIGLUX.....	NIA.....	Candriam Belgium	Ownership.....	29.430	New York Life Insurance Company	NO.....	
							Cordius CIGLUX.....	NIA.....	Candriam Luxembourg	Ownership.....	73.040	New York Life Insurance Company	NO.....	
							IndexIQLUX.....	NIA.....	Cordius CIG	Ownership.....	0.400	New York Life Insurance Company	NO.....	
							IndexIQ Factors Sustainable Corporate Euro BondLUX.....	NIA.....	Cordius CIG	Ownership.....	0.180	New York Life Insurance Company	NO.....	
							IndexIQ Factors Sustainable EMU EquityLUX.....	NIA.....	Cordius CIG	Ownership.....	13.280	New York Life Insurance Company	NO.....	
							IndexIQ Factors Sustainable Europe EquityLUX.....	NIA.....	Cordius CIG	Ownership.....	0.270	New York Life Insurance Company	NO.....	
							IndexIQ Factors Sustainable Japan EquityLUX.....	NIA.....	Cordius CIG	Ownership.....	0.180	New York Life Insurance Company	NO.....	
							IndexIQ Factors Sustainable Sovereign Euro BondLUX.....	NIA.....	Cordius CIG	Ownership.....	0.530	New York Life Insurance Company	NO.....	
							Candriam Absolute ReturnLUX.....	NIA.....	Cordius CIG	Ownership.....	0.350	New York Life Insurance Company	NO.....	
							Candriam BondsLUX.....	NIA.....	New York Life Insurance and Annuity Corporation	Ownership.....	0.210	New York Life Insurance Company	NO.....	
							Candriam Bonds Capital SecuritiesLUX.....	NIA.....	Cordius CIG	Ownership.....	0.010	New York Life Insurance Company	NO.....	
							Candriam Bonds Credit AlphaLUX.....	NIA.....	New York Life Insurance and Annuity Corporation	Ownership.....	17.030	New York Life Insurance Company	NO.....	
							Candriam Bonds Credit AlphaLUX.....	NIA.....	Cordius CIG	Ownership.....	0.010	New York Life Insurance Company	NO.....	
							Candriam Bonds Emerging MarketsLUX.....	NIA.....	Cordius CIG	Ownership.....	0.010	New York Life Insurance Company	NO.....	
							Candriam Bonds Emerging Debt Local CurrenciesLUX.....	NIA.....	Cordius CIG	Ownership.....	0.010	New York Life Insurance Company	NO.....	
							Candriam Bonds Emerging Markets CorporateLUX.....	NIA.....	Cordius CIG	Ownership.....	0.010	New York Life Insurance Company	NO.....	
							Candriam Bonds Emerging Markets Total ReturnLUX.....	NIA.....	Cordius CIG	Ownership.....	0.010	New York Life Insurance Company	NO.....	
							Candriam Bonds Euro Long TermLUX.....	NIA.....	Cordius CIG	Ownership.....	0.010	New York Life Insurance Company	NO.....	
							Candriam Bonds InternationalLUX.....	NIA.....	Candriam Luxembourg	Ownership.....	0.020	New York Life Insurance Company	NO.....	
							Candriam Diversified FuturesLUX.....	NIA.....	Cordius CIG	Ownership.....	0.010	New York Life Insurance Company	NO.....	
							Candriam Equities LLUX.....	NIA.....	New York Life Insurance and Annuity Corporation	Ownership.....	0.100	New York Life Insurance Company	NO.....	
							Candriam Equities L EMU InnovationLUX.....	NIA.....	Cordius CIG	Ownership.....	0.010	New York Life Insurance Company	NO.....	
							Candriam Equities L Meta GlobeLUX.....	NIA.....	Cordius CIG	Ownership.....	0.010	New York Life Insurance Company	NO.....	
							Candriam Equities L Risk ArbitrageLUX.....	NIA.....	New York Life Insurance and Annuity Corporation	Ownership.....	19.960	New York Life Insurance Company	NO.....	
							Candriam Equities L Risk Arbitrage OpportunitiesLUX.....	NIA.....	Cordius CIG	Ownership.....	0.010	New York Life Insurance Company	NO.....	
							Candriam Impact OneLUX.....	NIA.....	New York Life Insurance and Annuity Corporation	Ownership.....	30.620	New York Life Insurance Company	NO.....	
							Candriam LLUX.....	NIA.....	Cordius CIG	Ownership.....	0.070	New York Life Insurance Company	NO.....	
							Candriam L Dynamic Asset AllocationLUX.....	NIA.....	Cordius CIG	Ownership.....	4.540	New York Life Insurance Company	NO.....	
							Candriam L Multi-Asset Income & GrowthLUX.....	NIA.....	Cordius CIG	Ownership.....	0.010	New York Life Insurance Company	NO.....	
							Candriam L Multi-Asset PremiaLUX.....	NIA.....	Cordius CIG	Ownership.....	0.030	New York Life Insurance Company	NO.....	
							Candriam MLUX.....	NIA.....	Cordius CIG	Ownership.....	5.100	New York Life Insurance Company	NO.....	
							Candriam M Global TradingLUX.....	NIA.....	Cordius CIG	Ownership.....	0.060	New York Life Insurance Company	NO.....	
							Candriam M Impact FinanceLUX.....	NIA.....	Cordius CIG	Ownership.....	12.080	New York Life Insurance Company	NO.....	
							Candriam M Multi StrategiesLUX.....	NIA.....	Cordius CIG	Ownership.....	0.080	New York Life Insurance Company	NO.....	
							Candriam Money MarketLUX.....	NIA.....	Candriam Luxembourg	Other.....	0.310	New York Life Insurance Company	NO.....	
							Candriam Money Market EuroLUX.....	NIA.....	Candriam Money Market	Other.....	0.170	New York Life Insurance Company	NO.....	
							Candriam Money Market Euro AAALUX.....	NIA.....	Cordius CIG	Other.....	0.520	New York Life Insurance Company	NO.....	
							Candriam Money Market Usd SustainableLUX.....	NIA.....	Candriam Money Market	Other.....	0.000	New York Life Insurance Company	NO.....	

53.25

ANNUAL STATEMENT FOR THE YEAR 2023 OF THE NYLIFE INSURANCE COMPANY OF ARIZONA

SCHEDULE Y

PART 1A - DETAIL OF INSURANCE HOLDING COMPANY SYSTEM

1	2	3	4	5	6	7	8	9	10	11	12	13	14	15	16
Group Code	Group Name	NAIC Company Code	ID Number	Federal RSSD	CIK	Name of Securities Exchange if Publicly Traded (U.S. or International)	Names of Parent, Subsidiaries Or Affiliates	Domiciliary Location	Relationship to Reporting Entity	Directly Controlled by (Name of Entity/Person)	Type of Control (Ownership, Board, Management, Attorney-in-Fact, Influence, Other)	If Control is Ownership Provide Percentage	Ultimate Controlling Entity(ies)/Person(s)	Is an SCA Filing Required? (Yes/No)	*
							Candriam Multi-Strategies	.FRA	NIA	Candriam Belgium	Ownership	16.770	New York Life Insurance Company	NO	
							Candriam Multi-Strategies	.FRA	NIA	Candriam France	Ownership	25.720	New York Life Insurance Company	NO	
							Candriam Multi-Strategies	.FRA	NIA	Candriam Luxembourg	Ownership	59.080	New York Life Insurance Company	NO	
							Candriam Multi-Strategies	.FRA	NIA	Cordius CIG	Ownership	0.010	New York Life Insurance Company	NO	
							Candriam Risk Arbitrage	.FRA	NIA	Cordius CIG	Ownership	17.110	New York Life Insurance Company	NO	
							Candriam Sustainable	.LUX	NIA	New York Life Insurance and Annuity Corporation	Ownership	0.100	New York Life Insurance Company	NO	
							Candriam Sustainable Bond Global	.LUX	NIA	Cordius CIG	Ownership	0.020	New York Life Insurance Company	NO	
							Candriam Sustainable Bond Global Convertible	.LUX	NIA	Cordius CIG	Ownership	0.010	New York Life Insurance Company	NO	
							Candriam Sustainable Bond Impact	.LUX	NIA	New York Life Insurance and Annuity Corporation	Ownership	44.370	New York Life Insurance Company	NO	
							Candriam Sustainable Bond Impact	.LUX	NIA	Cordius CIG	Ownership	0.010	New York Life Insurance Company	NO	
							Candriam Sustainable Equity Future Mobility	.LUX	NIA	Cordius CIG	Ownership	0.010	New York Life Insurance Company	NO	
							Candriam World Alternative	.LUX	NIA	Cordius CIG	Ownership	16.740	New York Life Insurance Company	NO	
							Candriam World Alternative Alphamax	.LUX	NIA	Cordius CIG	Ownership	16.770	New York Life Insurance Company	NO	
							Cleome Index Euro Long Term Bonds	.LUX	NIA	Cleome Index	Ownership	0.070	New York Life Insurance Company	NO	
							Cleome Index Short Term Bonds	.LUX	NIA	Cleome Index	Ownership	0.010	New York Life Insurance Company	NO	
							Cleome Index World Equities	.LUX	NIA	Cleome Index	Ownership	0.010	New York Life Insurance Company	NO	
							NYLIM GF	.LUX	NIA	New York Life Insurance and Annuity Corporation	Ownership	22.180	New York Life Insurance Company	NO	
							NYLIM GF	.LUX	NIA	New York Life Investment Management LLC	Ownership	26.140	New York Life Insurance Company	NO	
							NYLIM GF	.LUX	NIA	Cordius CIG	Ownership	0.010	New York Life Insurance Company	NO	
							NYLIM GF AUSBIL Global Essential Infrastructure	.LUX	NIA	New York Life Insurance and Annuity Corporation	Ownership	0.000	New York Life Insurance Company	NO	
							NYLIM GF AUSBIL Global Essential Infrastructure	.LUX	NIA	New York Life Investment Management Holdings LLC	Ownership	37.480	New York Life Insurance Company	NO	
							NYLIM GF AUSBIL Global Essential Infrastructure	.LUX	NIA	Cordius CIG	Ownership	0.010	New York Life Insurance Company	NO	
							NYLIM GF US Corporate Bonds	.LUX	NIA	New York Life Insurance and Annuity Corporation	Ownership	100.000	New York Life Insurance Company	NO	
							NYLIM GF US High Yield Corporate Bonds	.LUX	NIA	New York Life Insurance and Annuity Corporation	Ownership	0.000	New York Life Insurance Company	NO	
							NYLIM GF US High Yield Corporate Bonds	.LUX	NIA	New York Life Investment Management Holdings LLC	Ownership	24.460	New York Life Insurance Company	NO	
							NYLIM GF US High Yield Corporate Bonds	.LUX	NIA	Cordius CIG	Ownership	0.020	New York Life Insurance Company	NO	
							Paricor	.LUX	NIA	Cordius CIG	Ownership	0.060	New York Life Insurance Company	NO	
							Paricor Patrimonium	.LUX	NIA	Cordius CIG	Ownership	0.070	New York Life Insurance Company	NO	
							Ausbil Investment Management Limited	.AUS	NIA	New York Life Investment Management Holdings II International	Ownership	80.130	New York Life Insurance Company	NO	
							Ausbil Australia Pty. Ltd.	.AUS	NIA	Ausbil Investment Management Limited	Ownership	100.000	New York Life Insurance Company	NO	
							Ausbil Asset Management Pty. Ltd.	.AUS	NIA	Ausbil Investment Management Limited	Ownership	100.000	New York Life Insurance Company	NO	
							Ausbil Global Infrastructure Pty. Limited	.AUS	NIA	Ausbil Investment Management Limited	Ownership	55.000	New York Life Insurance Company	NO	
							Ausbil Investment Management Limited Employee Share Trust	.AUS	NIA	Ausbil Investment Management Limited	Ownership	100.000	New York Life Insurance Company	NO	
							Ausbil Global SmallCap Fund	.AUS	NIA	New York Life Insurance and Annuity Corporation	Ownership	30.380	New York Life Insurance Company	NO	
							Ausbil Long Short Focus Fund	.AUS	NIA	New York Life Insurance and Annuity Corporation	Ownership	22.790	New York Life Insurance Company	NO	
			56-2412827		0000914898		NYLIFE Distributors LLC	.DE	NIA	New York Life Investment Management Holdings LLC	Ownership	100.000	New York Life Insurance Company	NO	

53.26

ANNUAL STATEMENT FOR THE YEAR 2023 OF THE NYLIFE INSURANCE COMPANY OF ARIZONA

SCHEDULE Y

PART 1A - DETAIL OF INSURANCE HOLDING COMPANY SYSTEM

1	2	3	4	5	6	7	8	9	10	11	12	13	14	15	16
Group Code	Group Name	NAIC Company Code	ID Number	Federal RSSD	CIK	Name of Securities Exchange if Publicly Traded (U.S. or International)	Names of Parent, Subsidiaries Or Affiliates	Domiciliary Location	Relationship to Reporting Entity	Directly Controlled by (Name of Entity/Person)	Type of Control (Ownership, Board, Management, Attorney-in-Fact, Influence, Other)	If Control is Ownership Provide Percentage	Ultimate Controlling Entity(ies)/Person(s)	Is an SCA Filing Required? (Yes/No)	*
				3663273			Huntsville NVL LLC	DE	NIA	NVLife Real Estate Holdings, LLC	Ownership	100.000	New York Life Insurance Company	NO	
							REEP-IND Forest Park NJ LLC	DE	NIA	NVLife Real Estate Holdings, LLC	Ownership	100.000	New York Life Insurance Company	NO	
							FP Building 4 LLC	DE	NIA	REEP-IND Forest Park NJ LLC	Ownership	100.000	New York Life Insurance Company	NO	
							FP Building 1-2-3 LLC	DE	NIA	REEP-IND Forest Park NJ LLC	Ownership	100.000	New York Life Insurance Company	NO	
							FP Building 17, LLC	DE	NIA	REEP-IND Forest Park NJ LLC	Ownership	100.000	New York Life Insurance Company	NO	
							FP Building 20, LLC	DE	NIA	REEP-IND Forest Park NJ LLC	Ownership	100.000	New York Life Insurance Company	NO	
							FP Mantua Grove LLC	DE	NIA	REEP-IND Forest Park NJ LLC	Ownership	100.000	New York Life Insurance Company	NO	
							FP Lot 1.01 LLC	DE	NIA	REEP-IND Forest Park NJ LLC	Ownership	100.000	New York Life Insurance Company	NO	
							REEP-IND NJ LLC	DE	NIA	NVLife Real Estate Holdings, LLC	Ownership	100.000	New York Life Insurance Company	NO	
							NJIND JV LLC	DE	NIA	REEP-IND NJ LLC	Ownership	93.000	New York Life Insurance Company	NO	
							NJIND Hook Road LLC	DE	NIA	NJIND JV LLC	Ownership	100.000	New York Life Insurance Company	NO	
							NJIND Bay Avenue LLC	DE	NIA	NJIND JV LLC	Ownership	100.000	New York Life Insurance Company	NO	
							NJIND Bay Avenue Urban Renewal LLC	DE	NIA	NJIND JV LLC	Ownership	100.000	New York Life Insurance Company	NO	
							NJIND Corbin Street LLC	DE	NIA	NJIND JV LLC	Ownership	100.000	New York Life Insurance Company	NO	
			46-2951535				REEP-MF Cumberland TN LLC	DE	NIA	NVLife Real Estate Holdings, LLC	Ownership	100.000	New York Life Insurance Company	NO	
			20-1807159				Cumberland Apartments, LLC	TN	NIA	REEP-MF Cumberland TN LLC	Ownership	100.000	New York Life Insurance Company	NO	
							REEP-MF Enclave TX LLC	DE	NIA	NVLife Real Estate Holdings, LLC	Ownership	100.000	New York Life Insurance Company	NO	
							REEP-MF Marina Landing WA LLC	DE	NIA	NVLife Real Estate Holdings, LLC	Ownership	100.000	New York Life Insurance Company	NO	
							REEP-SP Marina Landing LLC	DE	NIA	REEP-MF Marina Landing WA LLC	Ownership	98.000	New York Life Insurance Company	NO	
							REEP-MF Mira Loma II TX LLC	DE	NIA	NVLife Real Estate Holdings, LLC	Ownership	100.000	New York Life Insurance Company	NO	
							Mira Loma II, LLC	DE	NIA	REEP-MF Mira Loma II TX LLC	Ownership	50.000	New York Life Insurance Company	NO	
							REEP-MF Summitt Ridge CO LLC	DE	NIA	NVLife Real Estate Holdings, LLC	Ownership	100.000	New York Life Insurance Company	NO	
							REEP-MF Woodridge IL LLC	DE	NIA	NVLife Real Estate Holdings, LLC	Ownership	100.000	New York Life Insurance Company	NO	
							REEP-OF Centerpointe VA LLC	DE	NIA	NVLife Real Estate Holdings, LLC	Ownership	100.000	New York Life Insurance Company	NO	
							Centerpointe Fairfax Holdings LLC	DE	NIA	REEP-OF Centerpointe VA LLC	Ownership	50.000	New York Life Insurance Company	NO	
							REEP-OFC 575 Lex NY LLC	DE	NIA	NVLife Real Estate Holdings, LLC	Ownership	100.000	New York Life Insurance Company	NO	
							REEP-OFC 575 Lex NY GP LLC	DE	NIA	NVLife Real Estate Holdings, LLC	Ownership	100.000	New York Life Insurance Company	NO	
							Maple REEP-OFC 575 Lex Holdings LP	DE	NIA	REEP-OFC 575 Lex NY GP LLC	Ownership	50.000	New York Life Insurance Company	NO	
							Maple REEP-OFC 575 Lex Owner LLC	DE	NIA	REEP-OFC 575 Lex NY GP LLC	Ownership	50.000	New York Life Insurance Company	NO	
							REEP-RTL SASI GA LLC	DE	NIA	NVLife Real Estate Holdings, LLC	Ownership	100.000	New York Life Insurance Company	NO	
							REEP-RTL Bradford PA LLC	DE	NIA	NVLife Real Estate Holdings, LLC	Ownership	100.000	New York Life Insurance Company	NO	
							REEP-OFC Royal Centre GA LLC	DE	NIA	NVLife Real Estate Holdings, LLC	Ownership	100.000	New York Life Insurance Company	NO	
							REEP-RTL CTC NY LLC	DE	NIA	NVLife Real Estate Holdings, LLC	Ownership	100.000	New York Life Insurance Company	NO	
							5005 LBJ Tower LLC	DE	NIA	REEP-RTL CTC NY LLC	Ownership	97.000	New York Life Insurance Company	NO	
							REEP-OFC/RTL MARKET ROSS TX LLC	DE	NIA	NVLife Real Estate Holdings, LLC	Ownership	100.000	New York Life Insurance Company	NO	
			37-1842612				MARKET ROSS TX JV LLC	DE	NIA	REEP-OFC/RTL MARKET ROSS TX LLC	Ownership	98.700	New York Life Insurance Company	NO	
			61-1808552				MARKET ROSS TX GARAGE OWNER LC	DE	NIA	MARKET ROSS TX JV LLC	Ownership	100.000	New York Life Insurance Company	NO	
			36-4852864				MARKET ROSS TX OFFICE OWNER LLC	DE	NIA	MARKET ROSS TX JV LLC	Ownership	100.000	New York Life Insurance Company	NO	
			32-0511592				MARKET ROSS TX RETAIL OWNER LLC	DE	NIA	MARKET ROSS TX JV LLC	Ownership	100.000	New York Life Insurance Company	NO	
							REEP-OFC Mallory TN LLC	DE	NIA	NVLife Real Estate Holdings, LLC	Ownership	100.000	New York Life Insurance Company	NO	
							3665 Mallory JV LLC	DE	NIA	REEP-OFC Mallory TN LLC	Ownership	90.900	New York Life Insurance Company	NO	
							REEP-OFC Water Ridge NC LLC	DE	NIA	NVLife Real Estate Holdings, LLC	Ownership	100.000	New York Life Insurance Company	NO	
							REEP-OFC 2300 EMPIRE LLC	DE	NIA	NVLife Real Estate Holdings, LLC	Ownership	100.000	New York Life Insurance Company	NO	
							REEP-MF Wynnewood PA LLC	DE	NIA	NVLife Real Estate Holdings, LLC	Ownership	100.000	New York Life Insurance Company	NO	
			30-1018932				Wynnewood JV LLC	DE	NIA	REEP-MF Wynnewood PA LLC	Ownership	100.000	New York Life Insurance Company	NO	
							REEP-MU Fayetteville NC LLC	DE	NIA	NVLife Real Estate Holdings, LLC	Ownership	100.000	New York Life Insurance Company	NO	
							501 Fayetteville JV LLC	DE	NIA	REEP-MU Fayetteville NC LLC	Ownership	85.000	New York Life Insurance Company	NO	
							501 Fayetteville Owner LLC	DE	NIA	501 Fayetteville JV LLC	Ownership	100.000	New York Life Insurance Company	NO	
							REEP-MU SOUTH GRAHAM NC LLC	DE	NIA	NVLife Real Estate Holdings, LLC	Ownership	100.000	New York Life Insurance Company	NO	

ANNUAL STATEMENT FOR THE YEAR 2023 OF THE NYLIFE INSURANCE COMPANY OF ARIZONA

SCHEDULE Y

PART 1A - DETAIL OF INSURANCE HOLDING COMPANY SYSTEM

1	2	3	4	5	6	7	8	9	10	11	12	13	14	15	16
Group Code	Group Name	NAIC Company Code	ID Number	Federal RSSD	CIK	Name of Securities Exchange if Publicly Traded (U.S. or International)	Names of Parent, Subsidiaries Or Affiliates	Domi-ciliary Location	Relation-ship to Reporting Entity	Directly Controlled by (Name of Entity/Person)	Type of Control (Ownership, Board, Management, Attorney-in-Fact, Influence, Other)	If Control is Ownership Provide Percentage	Ultimate Controlling Entity(ies)/Person(s)	Is an SCA Filing Re-quired? (Yes/No)	*
							401 SOUTH GRAHAM JV LLC DE..... NIA.....	REEP-MU SOUTH GRAHAM NC LLC	Ownership.....	..90.000	New York Life Insurance Company NO.....
							401 SOUTH GRAHAM OWNER LLC DE..... NIA.....	401 SOUTH GRAHAM JV LLC	Ownership.....	..100.000	New York Life Insurance Company NO.....
							REEP-IND COMMERCE CITY CO LLC DE..... NIA.....	NYLife Real Estate Holdings, LLC	Ownership.....	..100.000	New York Life Insurance Company NO.....
							REEP-BRENNAN COMMERCE CITY JV LLC DE..... NIA.....	REEP-IND COMMERCE CITY CO LLC	Ownership.....	..95.000	New York Life Insurance Company NO.....
							REEP-OFC Mass Ave MA LLC DE..... NIA.....	NYLife Real Estate Holdings, LLC	Ownership.....	..100.000	New York Life Insurance Company NO.....
			85-3570605 ..				REEP-MF FARMINGTON IL LLC DE..... NIA.....	NYLife Real Estate Holdings, LLC	Ownership.....	..100.000	New York Life Insurance Company NO.....
			85-3582543 ..				REEP-MARQUETTE FARMINGTON JV LLC DE..... NIA.....	REEP-MF FARMINGTON IL LLC	Ownership.....	..90.000	New York Life Insurance Company NO.....
			85-3602362 ..				REEP-MARQUETTE FARMINGTON OWNER LLC DE..... NIA.....	REEP-MARQUETTE FARMINGTON JV LLC	Ownership.....	..100.000	New York Life Insurance Company NO.....
			87-2888368 ..				REEP-MF BELLEVUE STATION WA LLC DE..... NIA.....	NYLife Real Estate Holdings LLC	Ownership.....	..100.000	New York Life Insurance Company NO.....
			87-2917401 ..				REEP-LP BELLEVUE STATION JV LLC DE..... NIA.....	REEP-MF BELLEVUE STATION WA LLC	Ownership.....	..86.150	New York Life Insurance Company NO.....
							REEP-HINES ENCLAVE POINT AZ LLC DE..... NIA.....	NYLife Real Estate Holdings LLC	Ownership.....	..100.000	New York Life Insurance Company NO.....
							REEP-HINES ENCLAVE POINT JV LLC DE..... NIA.....	REEP-HINES ENCLAVE POINT AZ LLC	Ownership.....	..50.000	New York Life Insurance Company NO.....
							REEP-MF WILDHORSE RANCH TX LLC DE..... NIA.....	NYLife Real Estate Holdings LLC	Ownership.....	..100.000	New York Life Insurance Company NO.....
							REEP-WP WILDHORSE RANCH JV LLC DE..... NIA.....	REEP-MF WILDHORSE RANCH TX LLC	Ownership.....	..100.000	New York Life Insurance Company NO.....

Asterisk	Explanation
1	Contractual Client - Madison Capital Funding LLC, an indirect wholly owned affiliate of the Company, has contractual control of this entity's loan portfolio.
2	Apogem Capital LLC owns 24.66% of the voting management shares. NYLCAP India Funding LLC owns 36% of non-voting carry shares.
3	Apogem Capital LLC owns 24.66% of the voting management shares. NYLCAP India Funding III LLC owns 31.36% of non-voting carry shares.
4	Investment Pool - Investment pool of leveraged loans managed by New York Life Investment Management LLC, an indirect wholly owned affiliate of the Company.
5	Reliance Relationship - Entire proceeds of the entity are invested in a funding agreement of the Company.
6	Energy Contracts and Aircraft Loans Investments - with 100% of the investments coming from the Company and its wholly owned affiliate New York Life Insurance and Annuity Corporation.
7	Control of this entity is pursuant to an investment management contract with Apogem Capital LLC, or affiliate, not through ownership of voting interests.
8	Investment Pool - Investment pool of mixed assets managed by New York Life Investment Management LLC, an indirect wholly owned affiliate of the Company.
9	Control of this entity is pursuant to a management contract with NYL Investors LLC.
10	Ausbil Investment Management Limited has sole authority over the management of the fund.
11	Investment Pool - Bankruptcy-remote special purpose investment pool vehicle for issuing notes.
12	Investment Pool - Investment pool of leveraged loans managed by Flatiron RR LLC, Manager Series.

53.28

ANNUAL STATEMENT FOR THE YEAR 2023 OF THE NYLIFE INSURANCE COMPANY OF ARIZONA

SCHEDULE Y

PART 2 - SUMMARY OF INSURER'S TRANSACTIONS WITH ANY AFFILIATES

1	2	3	4	5	6	7	8	9	10	11	12	13
NAIC Company Code	ID Number	Names of Insurers and Parent, Subsidiaries or Affiliates	Shareholder Dividends	Capital Contributions	Purchases, Sales or Exchanges of Loans, Securities, Real Estate, Mortgage Loans or Other Investments	Income/ (Disbursements) Incurred in Connection with Guarantees or Undertakings for the Benefit of any Affiliate(s)	Management Agreements and Service Contracts	Income/ (Disbursements) Incurred Under Reinsurance Agreements	*	Any Other Material Activity Not in the Ordinary Course of the Insurer's Business	Totals	Reinsurance Recoverable/ (Payable) on Losses and/or Reserve Credit Taken/(Liability)
66915	13-5582869	New York Life Insurance Company (Parent)	477,992,976	25,996,400			(619,926,837)			(3,495,425,528)	(3,611,362,989)	
91596	13-3044743	New York Life Insurance and Annuity Corporation	344,568,709				982,608,393				1,327,177,102	
	13-4199614	New York Life Enterprises LLC		(259,996,400)			(23,393,031)				(283,389,431)	
81353	52-1530175	NYLIFE Insurance Company of Arizona		250,000,000			(45,524,757)				204,475,243	
	52-2206685	New York Life Investment Management Holdings LLC	(198,000,000)				(93,224,723)				(291,224,723)	
	13-4081725	NYLIFE LLC		(16,000,000)			(1,069,742)				(17,069,742)	
	46-4293486	NYL Investors LLC	(165,000,000)				(72,049,929)				(237,049,929)	
	36-4715120	Madison Capital Funding LLC	(506,071,118)	18,928,882						3,495,425,528	3,008,283,292	
65498	23-1503749	Life Insurance Company of North America	46,509,433	(18,928,882)			(127,345,493)				(99,764,942)	
64548	13-2556568	New York Life Group Insurance Company of NY					(73,881)				(73,881)	
9999999 Control Totals												
									XXX			

SUPPLEMENTAL EXHIBITS AND SCHEDULES INTERROGATORIES

REQUIRED FILINGS

The following supplemental reports are required to be filed as part of your statement filing unless specifically waived by the domiciliary state. However, in the event that your domiciliary state waives the filing requirement, your response of WAIVED to the specific interrogatory will be accepted in lieu of filing a "NONE" report and a bar code will be printed below. If the supplement is required of your company but is not being filed for whatever reason enter SEE EXPLANATION and provide an explanation following the interrogatory questions.

	Responses
MARCH FILING	
1. Will the Supplemental Compensation Exhibit be filed with the state of domicile by March 1?	YES
2. Will the confidential Risk-based Capital Report be filed with the NAIC by March 1?	YES
3. Will the confidential Risk-based Capital Report be filed with the state of domicile, if required, by March 1?	YES
4. Will an actuarial opinion be filed by March 1?	YES
APRIL FILING	
5. Will Management's Discussion and Analysis be filed by April 1?	YES
6. Will the Life, Health & Annuity Guaranty Association Assessable Premium Exhibit - Parts 1 and 2 be filed with the state of domicile and the NAIC by April 1? (Not applicable to fraternal benefit societies)	YES
7. Will the Supplemental Investment Risks Interrogatories be filed by April 1?	YES
JUNE FILING	
8. Will an audited financial report be filed by June 1?	YES
9. Will Accountant's Letter of Qualifications be filed with the state of domicile and electronically with the NAIC by June 1?	YES

SUPPLEMENTAL FILINGS

The following supplemental reports are required to be filed as part of your annual statement filing **if your company is engaged in the type of business covered by the supplement. However, in the event that your company does not transact the type of business for which the special report must be filed, your response of NO to the specific interrogatory will be accepted in lieu of filing a "NONE" report and a bar code will be printed below.** If the supplement is required of your company but is not being filed for whatever reason enter SEE EXPLANATION and provide an explanation following the interrogatory questions.

MARCH FILING

10. Will Schedule SIS (Stockholder Information Supplement) be filed with the state of domicile by March 1? (Not applicable to fraternal benefit societies) ..	NO
11. Will the Medicare Supplement Insurance Experience Exhibit be filed with the state of domicile and the NAIC by March 1?	NO
12. Will the Trusteed Surplus Statement be filed with the state of domicile and the NAIC by March 1?	NO
13. Will the actuarial opinion on participating and non-participating policies as required in Interrogatories 1 and 2 to Exhibit 5 be filed with the state of domicile and electronically with the NAIC by March 1?	NO
14. Will the actuarial opinion on non-guaranteed elements as required in interrogatory #3 to Exhibit 5 be filed with the state of domicile and electronically with the NAIC by March 1?	YES
15. Will the actuarial opinion on X-Factors be filed with the state of domicile and electronically with the NAIC by March 1?	NO
16. Will the actuarial opinion on Separate Accounts Funding Guaranteed Minimum Benefit be filed with the state of domicile and electronically with the NAIC by March 1?	NO
17. Will the actuarial opinion on Synthetic Guaranteed Investment Contracts be filed with the state of domicile and electronically with the NAIC by March 1?	NO
18. Will the Reasonableness of Assumptions Certification required by Actuarial Guideline XXXV be filed with the state of domicile and electronically with the NAIC by March 1?	NO
19. Will the Reasonableness and Consistency of Assumptions Certification required by Actuarial Guideline XXXV be filed with the state of domicile and electronically with the NAIC by March 1?	NO
20. Will the Reasonableness of Assumptions Certification for Implied Guaranteed Rate Method required by Actuarial Guideline XXXVI be filed with the state of domicile and electronically with the NAIC by March 1?	NO
21. Will the Reasonableness and Consistency of Assumptions Certification required by Actuarial Guideline XXXVI (Updated Average Market Value) be filed with the state of domicile and electronically with the NAIC by March 1?	NO
22. Will the Reasonableness and Consistency of Assumptions Certification required by Actuarial Guideline XXXVI (Updated Market Value) be filed with the state of domicile and electronically with the NAIC by March 1?	NO
23. Will the C-3 RBC Certifications required under C-3 Phase I be filed with the state of domicile and electronically with the NAIC by March 1?	NO
24. Will the C-3 RBC Certifications required under C-3 Phase II be filed with the state of domicile and electronically with the NAIC by March 1?	NO
25. Will the Actuarial Certifications Related to Annuity Nonforfeiture Ongoing Compliance for Equity Indexed Annuities be filed with the state of domicile and electronically with the NAIC by March 1?	NO

ANNUAL STATEMENT FOR THE YEAR 2023 OF THE NYLIFE INSURANCE COMPANY OF ARIZONA
SUPPLEMENTAL EXHIBITS AND SCHEDULES INTERROGATORIES

26. Will the actuarial opinion required by the Modified Guaranteed Annuity Model Regulation be filed with the state of domicile and electronically with the NAIC by March 1?	NO
27. Will the Actuarial Certification regarding the use of 2001 Preferred Class Tables required by the Model Regulation Permitting the Recognition of Preferred Mortality Tables for Use in Determining Minimum Reserve Liabilities be filed with the state of domicile and electronically with the NAIC by March 1?	NO
28. Will the Worker's Compensation Carve-Out Supplement be filed by March 1? (Not applicable to fraternal benefit societies)	NO
29. Will Supplemental Schedule O be filed with the state of domicile and the NAIC by March 1?	YES
30. Will the Medicare Part D Coverage Supplement be filed with the state of domicile and the NAIC by March 1?	NO
31. Will an approval from the reporting entity's state of domicile for relief related to the five-year rotation requirement for lead audit partner be filed electronically with the NAIC by March 1?	NO
32. Will an approval from the reporting entity's state of domicile for relief related to the one-year cooling off period for independent CPA be filed electronically with the NAIC by March 1?	NO
33. Will an approval from the reporting entity's state of domicile for relief related to the Requirements for Audit Committees be filed electronically with the NAIC by March 1?	SEE EXPLANATION
34. Will the VM-20 Reserves Supplement be filed with the state of domicile and the NAIC by March 1?	YES
35. Will the Health Supplement be filed with the state of domicile and the NAIC by March 1?	NO
36. Will the Market Conduct Annual Statement (MCAS) Premium Exhibit for Year be filed with appropriate jurisdictions and with the NAIC by March 1?	YES

APRIL FILING

37. Will the confidential Regulatory Asset Adequacy Issues Summary (RAAIS) required by the Valuation Manual be filed with the state of domicile by April 1?	YES
38. Will the Long-Term Care Experience Reporting Forms be filed with the state of domicile and the NAIC by April 1?	NO
39. Will the Credit Insurance Experience Exhibit be filed with the state of domicile and the NAIC by April 1? (Not applicable to fraternal benefit societies) ..	NO
40. Will the Accident and Health Policy Experience Exhibit be filed by April 1?	NO
41. Will the Supplemental Health Care Exhibit (Parts 1 and 2) be filed with the state of domicile and the NAIC by April 1?	NO
42. Will the confidential Actuarial Memorandum required by Actuarial Guideline XXXVIII 8D be filed with the state of domicile by April 30?	NO
43. Will the Supplemental Term and Universal Life Insurance Reinsurance Exhibit be filed with the state of domicile and the NAIC by April 1?	YES
44. Will the Variable Annuities Supplement be filed with the state of domicile and the NAIC by April 1?	NO
45. Will the confidential Executive Summary of the PBR Actuarial Report be filed with the state of domicile by April 1?	YES
46. Will the confidential Life Summary of the PBR Actuarial Report be filed with the state of domicile by April 1?	YES
47. Will the confidential Variable Annuities Summary of the PBR Actuarial Report be filed with the state of domicile by April 1?	NO

AUGUST FILING

48. Will Management's Report of Internal Control Over Financial Reporting be filed with the state of domicile by August 1?	NO
--	----

Explanations:

- 10.
- 11.
- 12.
- 13.
- 15.
- 16.
- 17.
- 18.
- 19.
- 20.
- 21.
- 22.
- 23.
- 24.
- 25.
- 26.
- 27.
- 28.
- 30.
- 31.
- 32.

33. Exempt - total written and assumed premium is below stated threshold.

- 35.
- 38.
- 39.
- 40.
- 41.
- 42.
- 44.
- 47.
- 48.

Bar Codes:

10. SIS Stockholder Information Supplement [Document Identifier 420]



11. Medicare Supplement Insurance Experience Exhibit [Document Identifier 360]



12. Trusteed Surplus Statement [Document Identifier 490]



13. Participating Opinion for Exhibit 5 [Document Identifier 371]



15. Actuarial Opinion on X-Factors [Document Identifier 442]



16. Actuarial Opinion on Separate Accounts Funding Guaranteed Minimum Benefit [Document Identifier 443]



17. Actuarial Opinion on Synthetic Guaranteed Investment Contracts [Document Identifier 444]
























18. Reasonableness of Assumptions Certification required by Actuarial Guideline XXXV [Document Identifier 445]



19. Reasonableness and Consistency of Assumptions Certification required by Actuarial Guideline XXXV [Document Identifier 446]



SUPPLEMENTAL EXHIBITS AND SCHEDULES INTERROGATORIES

20. Reasonableness of Assumptions Certification for Implied Guaranteed Rate Method required by Actuarial Guideline XXXVI [Document Identifier 447]	 8 1 3 5 3 2 0 2 3 4 4 7 0 0 0 0 0
21. Reasonableness and Consistency of Assumptions Certification required by Actuarial Guideline XXXVI [Document Identifier 448]	 8 1 3 5 3 2 0 2 3 4 4 8 0 0 0 0 0
22. Reasonableness and Consistency of Assumptions Certification required by Actuarial Guideline XXXVI (Updated Market Value) [Document Identifier 449]	 8 1 3 5 3 2 0 2 3 4 4 9 0 0 0 0 0
23. C-3 RBC Certifications Required Under C-3 Phase I [Document Identifier 450]	 8 1 3 5 3 2 0 2 3 4 5 0 0 0 0 0 0
24. C-3 RBC Certifications Required Under C-3 Phase II [Document Identifier 451]	 8 1 3 5 3 2 0 2 3 4 5 1 0 0 0 0 0
25. Actuarial Certifications Related to Annuity Nonforfeiture Ongoing Compliance for Equity Indexed Annuities [Document Identifier 452]	 8 1 3 5 3 2 0 2 3 4 5 2 0 0 0 0 0
26. Modified Guaranteed Annuity Model Regulation [Document Identifier 453]	 8 1 3 5 3 2 0 2 3 4 5 3 0 0 0 0 0
27. Actuarial Certification regarding the use of 2001 Preferred Class Tables required by the Model Regulation Permitting the Recognition of Preferred Mortality Tables for Use in Determining Minimum Reserve Liabilities [Document Identifier 454]	 8 1 3 5 3 2 0 2 3 4 5 4 0 0 0 0 0
28. Workers' Compensation Carve-Out Supplement [Document Identifier 495]	 8 1 3 5 3 2 0 2 3 4 9 5 0 0 0 0 0
30. Medicare Part D Coverage Supplement [Document Identifier 365]	 8 1 3 5 3 2 0 2 3 3 6 5 0 0 0 0 0
31. Relief from the five-year rotation requirement for lead audit partner [Document Identifier 224]	 8 1 3 5 3 2 0 2 3 2 2 4 0 0 0 0 0
32. Relief from the one-year cooling off period for independent CPA [Document Identifier 225]	 8 1 3 5 3 2 0 2 3 2 2 5 0 0 0 0 0
35. Health Care Receivables Supplement [Document Identifier 475]	 8 1 3 5 3 2 0 2 3 4 7 5 0 0 0 0 0
38. Long-Term Care Experience Reporting Forms [Document Identifier 306]	 8 1 3 5 3 2 0 2 3 3 0 6 0 0 0 0 0
39. Credit Insurance Experience Exhibit [Document Identifier 230]	 8 1 3 5 3 2 0 2 3 2 3 0 0 0 0 0 0
40. Accident and Health Policy Experience Exhibit [Document Identifier 210]	 8 1 3 5 3 2 0 2 3 2 1 0 0 0 0 0 0
41. Supplemental Health Care Exhibit (Parts 1 and 2) [Document Identifier 216]	 8 1 3 5 3 2 0 2 3 2 1 6 0 0 0 0 0
42. Actuarial Memorandum Required by Actuarial Guideline XXXVIII 8D [Document Identifier 435]	 8 1 3 5 3 2 0 2 3 4 3 5 0 0 0 0 0
44. Variable Annuities Supplement [Document Identifier 286]	 8 1 3 5 3 2 0 2 3 2 8 6 0 0 0 0 0
47. Variable Annuities Summary of the PBR Actuarial Report [Document Identifier 459]	 8 1 3 5 3 2 0 2 3 4 5 9 0 0 0 0 0
48. Management's Report of Internal Control Over Financial Reporting [Document Identifier 223]	 8 1 3 5 3 2 0 2 3 2 2 3 0 0 0 0 0

NONE

ANNUAL STATEMENT FOR THE YEAR 2023 OF THE NYLIFE INSURANCE COMPANY OF ARIZONA

SUMMARY INVESTMENT SCHEDULE

Investment Categories	Gross Investment Holdings		Admitted Assets as Reported in the Annual Statement			
	1 Amount	2 Percentage of Column 1 Line 13	3 Amount	4 Securities Lending Reinvested Collateral Amount	5 Total (Col. 3 + 4) Amount	6 Percentage of Column 5 Line 13
1. Long-Term Bonds (Schedule D, Part 1):						
1.01 U.S. governments	8,030,793	2.208	8,030,793		8,030,793	2.208
1.02 All other governments		0.000				0.000
1.03 U.S. states, territories and possessions, etc. guaranteed		0.000				0.000
1.04 U.S. political subdivisions of states, territories, and possessions, guaranteed		0.000				0.000
1.05 U.S. special revenue and special assessment obligations, etc. non-guaranteed	7,586,874	2.086	7,586,873		7,586,873	2.086
1.06 Industrial and miscellaneous	252,279,833	69.363	252,279,835		252,279,835	69.363
1.07 Hybrid securities		0.000				0.000
1.08 Parent, subsidiaries and affiliates		0.000				0.000
1.09 SVO identified funds		0.000				0.000
1.10 Unaffiliated bank loans		0.000				0.000
1.11 Unaffiliated certificates of deposit		0.000				0.000
1.12 Total long-term bonds	267,897,500	73.657	267,897,501		267,897,501	73.657
2. Preferred stocks (Schedule D, Part 2, Section 1):						
2.01 Industrial and miscellaneous (Unaffiliated)		0.000				0.000
2.02 Parent, subsidiaries and affiliates		0.000				0.000
2.03 Total preferred stocks		0.000				0.000
3. Common stocks (Schedule D, Part 2, Section 2):						
3.01 Industrial and miscellaneous Publicly traded (Unaffiliated)		0.000				0.000
3.02 Industrial and miscellaneous Other (Unaffiliated)		0.000				0.000
3.03 Parent, subsidiaries and affiliates Publicly traded		0.000				0.000
3.04 Parent, subsidiaries and affiliates Other		0.000				0.000
3.05 Mutual funds		0.000				0.000
3.06 Unit investment trusts		0.000				0.000
3.07 Closed-end funds		0.000				0.000
3.08 Exchange traded funds		0.000				0.000
3.09 Total common stocks		0.000				0.000
4. Mortgage loans (Schedule B):						
4.01 Farm mortgages		0.000				0.000
4.02 Residential mortgages		0.000				0.000
4.03 Commercial mortgages		0.000				0.000
4.04 Mezzanine real estate loans		0.000				0.000
4.05 Total valuation allowance		0.000				0.000
4.06 Total mortgage loans		0.000				0.000
5. Real estate (Schedule A):						
5.01 Properties occupied by company		0.000				0.000
5.02 Properties held for production of income		0.000				0.000
5.03 Properties held for sale		0.000				0.000
5.04 Total real estate		0.000				0.000
6. Cash, cash equivalents and short-term investments:						
6.01 Cash (Schedule E, Part 1)	90,983	0.025	90,983		90,983	0.025
6.02 Cash equivalents (Schedule E, Part 2)	65,861,916	18.108	65,861,918		65,861,918	18.108
6.03 Short-term investments (Schedule DA)	29,850,584	8.207	29,850,584		29,850,584	8.207
6.04 Total cash, cash equivalents and short-term investments	95,803,483	26.341	95,803,485		95,803,485	26.341
7. Contract loans		0.000				0.000
8. Derivatives (Schedule DB)		0.000				0.000
9. Other invested assets (Schedule BA)		0.000				0.000
10. Receivables for securities	10,000	0.003	10,000		10,000	0.003
11. Securities Lending (Schedule DL, Part 1).....		0.000		XXX	XXX	XXX
12. Other invested assets (Page 2, Line 11)		0.000				0.000
13. Total invested assets	363,710,983	100.000	363,710,986		363,710,986	100.000

SCHEDULE A - VERIFICATION BETWEEN YEARS

Real Estate

1. Book/adjusted carrying value, December 31 of prior year
2. Cost of acquired:
 - 2.1 Actual cost at time of acquisition (Part 2, Column 6)
 - 2.2 Additional investment made after acquisition (Part 2, Column 9)
3. Current year change in encumbrances:
 - 3.1 Totals, Part 1, Column 13
 - 3.2 Totals, Part 3, Column 11
4. Total gain (loss) on disposals, Part 3, Column 18
5. Deduct amounts received on disposals, Part 3, Column 15
6. Total foreign exchange change in book/adjusted carrying value:
 - 6.1 Totals, Part 1, Column 15
 - 6.2 Totals, Part 3, Column 13
7. Deduct current year's other than temporary impairment recognized:
 - 7.1 Totals, Part 1, Column 12
 - 7.2 Totals, Part 3, Column 10
8. Deduct current year's depreciation:
 - 8.1 Totals, Part 1, Column 11
 - 8.2 Totals, Part 3, Column 9
9. Book/adjusted carrying value at the end of current period (Lines 1+2+3+4-5+6-7-8)
10. Deduct total nonadmitted amounts
11. Statement value at end of current period (Line 9 minus Line 10)

NONE

SCHEDULE B - VERIFICATION BETWEEN YEARS

Mortgage Loans

1. Book value/recorded investment excluding accrued interest, December 31 of prior year
2. Cost of acquired:
 - 2.1 Actual cost at time of acquisition (Part 2, Column 7)
 - 2.2 Additional investment made after acquisition (Part 2, Column 8)
3. Capitalized deferred interest and other:
 - 3.1 Totals, Part 1, Column 12
 - 3.2 Totals, Part 3, Column 11
4. Accrual of discount
5. Unrealized valuation increase/(decrease):
 - 5.1 Totals, Part 1, Column 9
 - 5.2 Totals, Part 3, Column 8
6. Total gain (loss) on disposals, Part 3, Column 18
7. Deduct amounts received on disposals, Part 3, Column 15
8. Deduct amortization of premium and mortgage interest points and commitment fees
9. Total foreign exchange change in book value/recorded investment excluding accrued interest:
 - 9.1 Totals, Part 1, Column 13
 - 9.2 Totals, Part 3, Column 13
10. Deduct current year's other than temporary impairment recognized:
 - 10.1 Totals, Part 1, Column 11
 - 10.2 Totals, Part 3, Column 10
11. Book value/recorded investment excluding accrued interest at end of current period (Lines 1+2+3+4+5+6-7-8+9-10)
12. Total valuation allowance
13. Subtotal (Line 11 plus 12)
14. Deduct total nonadmitted amounts
15. Statement value of mortgages owned at end of current period (Line 13 minus Line 14)

NONE

SCHEDULE BA - VERIFICATION BETWEEN YEARS

Other Long-Term Invested Assets

1.	Book/adjusted carrying value, December 31 of prior year	
2.	Cost of acquired:	
	2.1 Actual cost at time of acquisition (Part 2, Column 8)	
	2.2 Additional investment made after acquisition (Part 2, Column 9)	
3.	Capitalized deferred interest and other:	
	3.1 Totals, Part 1, Column 16	
	3.2 Totals, Part 3, Column 12	
4.	Accrual of discount	
5.	Unrealized valuation increase/(decrease):	
	5.1 Totals, Part 1, Column 13	
	5.2 Totals, Part 3, Column 9	
6.	Total gain (loss) on disposals, Part 3, Column 19	
7.	Deduct amounts received on disposals, Part 3, Column 16	
8.	Deduct amortization of premium and depreciation	
9.	Total foreign exchange change in book/adjusted carrying value:	
	9.1 Totals, Part 1, Column 17	
	9.2 Totals, Part 3, Column 14	
10.	Deduct current year's other than temporary impairment recognized:	
	10.1 Totals, Part 1, Column 15	
	10.2 Totals, Part 3, Column 11	
11.	Book/adjusted carrying value at end of current period (Lines 1+2+3+4+5+6-7-8+9-10)	
12.	Deduct total nonadmitted amounts	
13.	Statement value at end of current period (Line 11 minus Line 12)	

NONE

SCHEDULE D - VERIFICATION BETWEEN YEARS

Bonds and Stocks

1.	Book/adjusted carrying value, December 31 of prior year	133,948,651
2.	Cost of bonds and stocks acquired, Part 3, Column 7	156,254,775
3.	Accrual of discount	292,837
4.	Unrealized valuation increase/(decrease):	
	4.1. Part 1, Column 12	
	4.2. Part 2, Section 1, Column 15	
	4.3. Part 2, Section 2, Column 13	
	4.4. Part 4, Column 11	
5.	Total gain (loss) on disposals, Part 4, Column 19	(8,784)
6.	Deduction consideration for bonds and stocks disposed of, Part 4, Column 7	22,317,238
7.	Deduct amortization of premium	272,723
8.	Total foreign exchange change in book/adjusted carrying value:	
	8.1. Part 1, Column 15	
	8.2. Part 2, Section 1, Column 19	
	8.3. Part 2, Section 2, Column 16	
	8.4. Part 4, Column 15	
9.	Deduct current year's other than temporary impairment recognized:	
	9.1. Part 1, Column 14	
	9.2. Part 2, Section 1, Column 17	
	9.3. Part 2, Section 2, Column 14	
	9.4. Part 4, Column 13	
10.	Total investment income recognized as a result of prepayment penalties and/or acceleration fees, Note 5Q, Line 2	
11.	Book/adjusted carrying value at end of current period (Lines 1+2+3+4+5-6-7+8-9+10)	267,897,518
12.	Deduct total nonadmitted amounts	
13.	Statement value at end of current period (Line 11 minus Line 12)	267,897,518

ANNUAL STATEMENT FOR THE YEAR 2023 OF THE NYLIFE INSURANCE COMPANY OF ARIZONA

SCHEDULE D - SUMMARY BY COUNTRY

Long-Term Bonds and Stocks OWNED December 31 of Current Year

Description		1 Book/Adjusted Carrying Value	2 Fair Value	3 Actual Cost	4 Par Value of Bonds
BONDS					
Governments (Including all obligations guaranteed by governments)	1. United States	8,030,793	7,484,474	8,069,116	8,048,483
	2. Canada				
	3. Other Countries				
	4. Totals	8,030,793	7,484,474	8,069,116	8,048,483
U.S. States, Territories and Possessions (Direct and guaranteed)	5. Totals				
U.S. Political Subdivisions of States, Territories and Possessions (Direct and guaranteed)	6. Totals				
U.S. Special Revenue and Special Assessment Obligations and all Non- Guaranteed Obligations of Agencies and Authorities of Governments and their Political Subdivisions	7. Totals	7,586,874	6,927,559	7,615,434	7,592,973
Industrial and Miscellaneous, SVO Identified Funds, Unaffiliated Bank Loans, Unaffiliated Certificates of Deposit and Hybrid Securities (unaffiliated)	8. United States	213,334,977	209,203,498	213,626,310	215,906,392
	9. Canada	12,653,668	12,490,487	12,629,551	12,840,000
	10. Other Countries	26,291,188	25,339,991	26,303,387	27,060,000
	11. Totals	252,279,833	247,033,976	252,559,248	255,806,392
Parent, Subsidiaries and Affiliates	12. Totals				
	13. Total Bonds	267,897,500	261,446,009	268,243,798	271,447,848
PREFERRED STOCKS					
Industrial and Miscellaneous (unaffiliated)	14. United States				
	15. Canada				
	16. Other Countries				
	17. Totals				
Parent, Subsidiaries and Affiliates	18. Totals				
	19. Total Preferred Stocks				
COMMON STOCKS					
Industrial and Miscellaneous (unaffiliated), Mutual Funds, Unit Investment Trusts, Closed-End Funds and Exchange Traded Funds	20. United States				
	21. Canada				
	22. Other Countries				
	23. Totals				
Parent, Subsidiaries and Affiliates	24. Totals				
	25. Total Common Stocks				
	26. Total Stocks				
	27. Total Bonds and Stocks	267,897,500	261,446,009	268,243,798	

ANNUAL STATEMENT FOR THE YEAR 2023 OF THE NYLIFE INSURANCE COMPANY OF ARIZONA

SCHEDULE D - PART 1A - SECTION 1

Quality and Maturity Distribution of All Bonds Owned December 31, at Book/Adjusted Carrying Values by Major Types of Issues and NAIC Designations

NAIC Designation	1 1 Year or Less	2 Over 1 Year Through 5 Years	3 Over 5 Years Through 10 Years	4 Over 10 Years Through 20 Years	5 Over 20 Years	6 No Maturity Date	7 Total Current Year	8 Col. 7 as a % of Line 12.7	9 Total from Col. 7 Prior Year	10 % From Col. 8 Prior Year	11 Total Publicly Traded	12 Total Privately Placed (a)
1. U.S. Governments												
1.1 NAIC 1	66,447,484	6,030,939	931,773	359,042	19,000	XXX	73,788,238	20.3	17,216,325	12.1	73,788,238	
1.2 NAIC 2						XXX						
1.3 NAIC 3						XXX						
1.4 NAIC 4						XXX						
1.5 NAIC 5						XXX						
1.6 NAIC 6						XXX						
1.7 Totals	66,447,484	6,030,939	931,773	359,042	19,000	XXX	73,788,238	20.3	17,216,325	12.1	73,788,238	
2. All Other Governments												
2.1 NAIC 1						XXX			749,960	0.5		
2.2 NAIC 2						XXX						
2.3 NAIC 3						XXX						
2.4 NAIC 4						XXX						
2.5 NAIC 5						XXX						
2.6 NAIC 6						XXX						
2.7 Totals						XXX			749,960	0.5		
3. U.S. States, Territories and Possessions etc., Guaranteed												
3.1 NAIC 1						XXX						
3.2 NAIC 2						XXX						
3.3 NAIC 3						XXX						
3.4 NAIC 4						XXX						
3.5 NAIC 5						XXX						
3.6 NAIC 6						XXX						
3.7 Totals						XXX						
4. U.S. Political Subdivisions of States, Territories and Possessions , Guaranteed												
4.1 NAIC 1						XXX						
4.2 NAIC 2						XXX						
4.3 NAIC 3						XXX						
4.4 NAIC 4						XXX						
4.5 NAIC 5						XXX						
4.6 NAIC 6						XXX						
4.7 Totals						XXX						
5. U.S. Special Revenue & Special Assessment Obligations, etc., Non-Guaranteed												
5.1 NAIC 1	245,862	1,929,245	2,185,878	3,225,889		XXX	7,586,874	2.1	7,866,392	5.5	7,586,873	1
5.2 NAIC 2						XXX						
5.3 NAIC 3						XXX						
5.4 NAIC 4						XXX						
5.5 NAIC 5						XXX						
5.6 NAIC 6						XXX						
5.7 Totals	245,862	1,929,245	2,185,878	3,225,889		XXX	7,586,874	2.1	7,866,392	5.5	7,586,873	1

S105

ANNUAL STATEMENT FOR THE YEAR 2023 OF THE NYLIFE INSURANCE COMPANY OF ARIZONA

SCHEDULE D - PART 1A - SECTION 1 (Continued)

Quality and Maturity Distribution of All Bonds Owned December 31, at Book/Adjusted Carrying Values by Major Types of Issues and NAIC Designations

NAIC Designation	1 1 Year or Less	2 Over 1 Year Through 5 Years	3 Over 5 Years Through 10 Years	4 Over 10 Years Through 20 Years	5 Over 20 Years	6 No Maturity Date	7 Total Current Year	8 Col. 7 as a % of Line 12.7	9 Total from Col. 7 Prior Year	10 % From Col. 8 Prior Year	11 Total Publicly Traded	12 Total Privately Placed (a)
6. Industrial & Miscellaneous (Unaffiliated)												
6.1 NAIC 1	22,936,628	114,691,975	32,795,775	27,357	7,846,938	XXX	178,298,673	49.0	103,765,025	72.7	163,341,817	14,956,856
6.2 NAIC 2	21,196,173	77,760,929	2,595,356		2,279,290	XXX	103,831,748	28.6	13,071,352	9.2	90,443,933	13,387,815
6.3 NAIC 3						XXX						
6.4 NAIC 4						XXX						
6.5 NAIC 5						XXX						
6.6 NAIC 6						XXX						
6.7 Totals	44,132,801	192,452,904	35,391,131	27,357	10,126,228	XXX	282,130,421	77.6	116,836,377	81.9	253,785,750	28,344,671
7. Hybrid Securities												
7.1 NAIC 1						XXX						
7.2 NAIC 2						XXX						
7.3 NAIC 3						XXX						
7.4 NAIC 4						XXX						
7.5 NAIC 5						XXX						
7.6 NAIC 6						XXX						
7.7 Totals						XXX						
8. Parent, Subsidiaries and Affiliates												
8.1 NAIC 1						XXX						
8.2 NAIC 2						XXX						
8.3 NAIC 3						XXX						
8.4 NAIC 4						XXX						
8.5 NAIC 5						XXX						
8.6 NAIC 6						XXX						
8.7 Totals						XXX						
9. SVO Identified Funds												
9.1 NAIC 1	XXX	XXX	XXX	XXX	XXX							
9.2 NAIC 2	XXX	XXX	XXX	XXX	XXX							
9.3 NAIC 3	XXX	XXX	XXX	XXX	XXX							
9.4 NAIC 4	XXX	XXX	XXX	XXX	XXX							
9.5 NAIC 5	XXX	XXX	XXX	XXX	XXX							
9.6 NAIC 6	XXX	XXX	XXX	XXX	XXX							
9.7 Totals	XXX	XXX	XXX	XXX	XXX							
10. Unaffiliated Bank Loans												
10.1 NAIC 1						XXX						
10.2 NAIC 2						XXX						
10.3 NAIC 3						XXX						
10.4 NAIC 4						XXX						
10.5 NAIC 5						XXX						
10.6 NAIC 6						XXX						
10.7 Totals						XXX						
11. Unaffiliated Certificates of Deposit												
11.1 NAIC 1						XXX						
11.2 NAIC 2						XXX						
11.3 NAIC 3						XXX						
11.4 NAIC 4						XXX						
11.5 NAIC 5						XXX						
11.6 NAIC 6						XXX						
11.7 Totals						XXX						

9015

ANNUAL STATEMENT FOR THE YEAR 2023 OF THE NYLIFE INSURANCE COMPANY OF ARIZONA

SCHEDULE D - PART 1A - SECTION 1 (Continued)

Quality and Maturity Distribution of All Bonds Owned December 31, at Book/Adjusted Carrying Values by Major Types of Issues and NAIC Designations

NAIC Designation	1 1 Year or Less	2 Over 1 Year Through 5 Years	3 Over 5 Years Through 10 Years	4 Over 10 Years Through 20 Years	5 Over 20 Years	6 No Maturity Date	7 Total Current Year	8 Col. 7 as a % of Line 12.7	9 Total from Col. 7 Prior Year	10 % From Col. 8 Prior Year	11 Total Publicly Traded	12 Total Privately Placed (a)
12. Total Bonds Current Year												
12.1 NAIC 1	(d) 89,629,974	122,652,159	35,913,426	3,612,288	7,865,938		259,673,785	71.4	XXX	XXX	244,716,928	14,956,857
12.2 NAIC 2	(d) 21,196,173	77,760,929	2,595,356		2,279,290		103,831,748	28.6	XXX	XXX	90,443,933	13,387,815
12.3 NAIC 3	(d)								XXX	XXX		
12.4 NAIC 4	(d)								XXX	XXX		
12.5 NAIC 5	(d)								XXX	XXX		
12.6 NAIC 6	(d)								XXX	XXX		
12.7 Totals	110,826,147	200,413,088	38,508,782	3,612,288	10,145,228		(b) 363,505,533	100.0	XXX	XXX	335,160,861	28,344,672
12.8 Line 12.7 as a % of Col. 7	30.5	55.1	10.6	1.0	2.8		100.0	XXX	XXX	XXX	92.2	7.8
13. Total Bonds Prior Year												
13.1 NAIC 1	28,152,611	40,433,538	56,149,687	4,834,759	27,107		XXX	XXX	129,597,702	90.8	115,587,837	14,009,865
13.2 NAIC 2	1,751,430	7,280,213	4,039,709				XXX	XXX	13,071,352	9.2	9,841,498	3,229,854
13.3 NAIC 3							XXX	XXX				
13.4 NAIC 4							XXX	XXX				
13.5 NAIC 5							XXX	XXX				
13.6 NAIC 6							XXX	XXX				
13.7 Totals	29,904,041	47,713,751	60,189,396	4,834,759	27,107		XXX	XXX	(b) 142,669,054	100.0	125,429,335	17,239,719
13.8 Line 13.7 as a % of Col. 9	21.0	33.4	42.2	3.4	0.0		XXX	XXX	100.0	XXX	87.9	12.1
14. Total Publicly Traded Bonds												
14.1 NAIC 1	86,295,571	117,068,301	29,874,831	3,612,289	7,865,937		244,716,929	67.3	115,587,837	81.0	244,716,929	XXX
14.2 NAIC 2	16,650,256	68,919,031	2,595,356		2,279,290		90,443,933	24.9	9,841,498	6.9	90,443,933	XXX
14.3 NAIC 3												XXX
14.4 NAIC 4												XXX
14.5 NAIC 5												XXX
14.6 NAIC 6												XXX
14.7 Totals	102,945,827	185,987,332	32,470,187	3,612,289	10,145,227		335,160,862	92.2	125,429,335	87.9	335,160,862	XXX
14.8 Line 14.7 as a % of Col. 7	30.7	55.5	9.7	1.1	3.0		100.0	XXX	XXX	XXX	100.0	XXX
14.9 Line 14.7 as a % of Line 12.7, Col. 7, Section 12	28.3	51.2	8.9	1.0	2.8		92.2	XXX	XXX	XXX	92.2	XXX
15. Total Privately Placed Bonds												
15.1 NAIC 1	3,334,403	5,583,858	6,038,595	(1)	1		14,956,856	4.1	14,009,865	9.8	XXX	14,956,856
15.2 NAIC 2	4,545,917	8,841,898					13,387,815	3.7	3,229,854	2.3	XXX	13,387,815
15.3 NAIC 3												XXX
15.4 NAIC 4												XXX
15.5 NAIC 5												XXX
15.6 NAIC 6												XXX
15.7 Totals	7,880,320	14,425,756	6,038,595	(1)	1		28,344,671	7.8	17,239,719	12.1	XXX	28,344,671
15.8 Line 15.7 as a % of Col. 7	27.8	50.9	21.3	0.0	0.0		100.0	XXX	XXX	XXX	XXX	100.0
15.9 Line 15.7 as a % of Line 12.7, Col. 7, Section 12	2.2	4.0	1.7	0.0	0.0		7.8	XXX	XXX	XXX	XXX	7.8

(a) Includes \$ 28,000,225 freely tradable under SEC Rule 144 or qualified for resale under SEC Rule 144A.
 (b) Includes \$ current year of bonds with Z designations and \$ prior year of bonds with Z designations. The letter "Z" means the NAIC designation was not assigned by the Securities Valuation Office (SVO) at the date of the statement.
 (c) Includes \$ current year, \$ prior year of bonds with 5GI designations and \$ current year, \$ prior year of bonds with 6* designations. "5GI" means the NAIC designation was assigned by the (SVO) in reliance on the insurer's certification that the issuer is current in all principal and interest payments. "6*" means the NAIC designation was assigned by the SVO due to inadequate certification of principal and interest payments.
 (d) Includes the following amount of short-term and cash equivalent bonds by NAIC designation: NAIC 1 \$ 78,673,646 ; NAIC 2 \$ 16,934,384 ; NAIC 3 \$; NAIC 4 \$; NAIC 5 \$; NAIC 6 \$

S107

ANNUAL STATEMENT FOR THE YEAR 2023 OF THE NYLIFE INSURANCE COMPANY OF ARIZONA

SCHEDULE D - PART 1A - SECTION 2

Maturity Distribution of All Bonds Owned December 31, at Book/Adjusted Carrying Values by Major Type and Subtype of Issues

Distribution by Type	1 1 Year or Less	2 Over 1 Year Through 5 Years	3 Over 5 Years Through 10 Years	4 Over 10 Years Through 20 Years	5 Over 20 Years	6 No Maturity Date	7 Total Current Year	8 Col. 7 as a % of Line 12.09	9 Total from Col. 7 Prior Year	10 % From Col. 8 Prior Year	11 Total Publicly Traded	12 Total Privately Placed
1. U.S. Governments												
1.01 Issuer Obligations	65,757,446	3,970,235				XXX	69,727,681	19.2	12,713,040	8.9	69,727,681	
1.02 Residential Mortgage-Backed Securities						XXX						
1.03 Commercial Mortgage-Backed Securities	690,038	2,060,704	931,773	359,042	19,000	XXX	4,060,557	1.1	4,503,286	3.2	4,060,557	
1.04 Other Loan-Backed and Structured Securities ...						XXX						
1.05 Totals	66,447,484	6,030,939	931,773	359,042	19,000	XXX	73,788,238	20.3	17,216,326	12.1	73,788,238	
2. All Other Governments												
2.01 Issuer Obligations						XXX			749,960	0.5		
2.02 Residential Mortgage-Backed Securities						XXX						
2.03 Commercial Mortgage-Backed Securities						XXX						
2.04 Other Loan-Backed and Structured Securities ...						XXX						
2.05 Totals						XXX			749,960	0.5		
3. U.S. States, Territories and Possessions, Guaranteed												
3.01 Issuer Obligations						XXX						
3.02 Residential Mortgage-Backed Securities						XXX						
3.03 Commercial Mortgage-Backed Securities						XXX						
3.04 Other Loan-Backed and Structured Securities ...						XXX						
3.05 Totals						XXX						
4. U.S. Political Subdivisions of States, Territories and Possessions, Guaranteed												
4.01 Issuer Obligations						XXX						
4.02 Residential Mortgage-Backed Securities						XXX						
4.03 Commercial Mortgage-Backed Securities						XXX						
4.04 Other Loan-Backed and Structured Securities ...						XXX						
4.05 Totals						XXX						
5. U.S. Special Revenue & Special Assessment Obligations etc., Non-Guaranteed												
5.01 Issuer Obligations						XXX						
5.02 Residential Mortgage-Backed Securities	221,209	1,530,759	1,602,410	179,393		XXX	3,533,771	1.0	3,793,391	2.7	3,533,772	(1)
5.03 Commercial Mortgage-Backed Securities	24,652	398,485	583,468	3,046,496		XXX	4,053,101	1.1	4,073,001	2.9	4,053,101	
5.04 Other Loan-Backed and Structured Securities ...						XXX						
5.05 Totals	245,861	1,929,244	2,185,878	3,225,889		XXX	7,586,872	2.1	7,866,392	5.5	7,586,873	(1)
6. Industrial and Miscellaneous												
6.01 Issuer Obligations	43,858,211	188,795,378	29,438,142		10,126,227	XXX	272,217,958	74.9	106,772,138	74.8	244,616,300	27,601,658
6.02 Residential Mortgage-Backed Securities	5,635	20,699	17,592	27,357		XXX	71,283	0.0	76,842	0.1	71,284	(1)
6.03 Commercial Mortgage-Backed Securities	215,977	3,556,620	5,935,397			XXX	9,707,994	2.7	9,826,307	6.9	9,098,166	609,828
6.04 Other Loan-Backed and Structured Securities ...	52,977	80,207				XXX	133,184	0.0	161,091	0.1	133,184	
6.05 Totals	44,132,800	192,452,904	35,391,131	27,357	10,126,227	XXX	282,130,419	77.6	116,836,378	81.9	253,785,750	28,344,669
7. Hybrid Securities												
7.01 Issuer Obligations						XXX						
7.02 Residential Mortgage-Backed Securities						XXX						
7.03 Commercial Mortgage-Backed Securities						XXX						
7.04 Other Loan-Backed and Structured Securities ...						XXX						
7.05 Totals						XXX						
8. Parent, Subsidiaries and Affiliates												
8.01 Issuer Obligations						XXX						
8.02 Residential Mortgage-Backed Securities						XXX						
8.03 Commercial Mortgage-Backed Securities						XXX						
8.04 Other Loan-Backed and Structured Securities ...						XXX						
8.05 Affiliated Bank Loans - Issued						XXX						
8.06 Affiliated Bank Loans - Acquired						XXX						
8.07 Totals						XXX						

8018

ANNUAL STATEMENT FOR THE YEAR 2023 OF THE NYLIFE INSURANCE COMPANY OF ARIZONA

SCHEDULE D - PART 1A - SECTION 2 (Continued)

Maturity Distribution of All Bonds Owned December 31, at Book/Adjusted Carrying Values by Major Type and Subtype of Issues

Distribution by Type	1 1 Year or Less	2 Over 1 Year Through 5 Years	3 Over 5 Years Through 10 Years	4 Over 10 Years Through 20 Years	5 Over 20 Years	6 No Maturity Date	7 Total Current Year	8 Col. 7 as a % of Line 12.09	9 Total from Col. 7 Prior Year	10 % From Col. 8 Prior Year	11 Total Publicly Traded	12 Total Privately Placed
9. SVO Identified Funds												
9.01 Exchange Traded Funds Identified by the SVO	XXX	XXX	XXX	XXX	XXX							
10. Unaffiliated Bank Loans												
10.01 Unaffiliated Bank Loans - Issued						XXX						
10.02 Unaffiliated Bank Loans - Acquired						XXX						
10.03 Totals						XXX						
11. Unaffiliated Certificates of Deposit												
11.01 Totals						XXX						
12. Total Bonds Current Year												
12.01 Issuer Obligations	109,615,657	192,765,613	29,438,142		10,126,227	XXX	341,945,639	94.1	XXX	XXX	314,343,981	27,601,658
12.02 Residential Mortgage-Backed Securities	226,844	1,551,458	1,620,002	206,750		XXX	3,605,054	1.0	XXX	XXX	3,605,056	(2)
12.03 Commercial Mortgage-Backed Securities	930,667	6,015,809	7,450,638	3,405,538	19,000	XXX	17,821,652	4.9	XXX	XXX	17,211,824	609,828
12.04 Other Loan-Backed and Structured Securities	52,977	80,207				XXX	133,184	0.0	XXX	XXX		133,184
12.05 SVO Identified Funds	XXX	XXX	XXX	XXX	XXX				XXX	XXX		
12.06 Affiliated Bank Loans						XXX			XXX	XXX		
12.07 Unaffiliated Bank Loans						XXX			XXX	XXX		
12.08 Unaffiliated Certificates of Deposit						XXX			XXX	XXX		
12.09 Totals	110,826,145	200,413,087	38,508,782	3,612,288	10,145,227		363,505,529	100.0	XXX	XXX	335,160,861	28,344,668
12.10 Line 12.09 as a % of Col. 7	30.5	55.1	10.6	1.0	2.8		100.0	XXX	XXX	XXX	92.2	7.8
13. Total Bonds Prior Year												
13.01 Issuer Obligations	28,369,184	43,522,827	47,354,017	989,110		XXX	XXX	XXX	120,235,138	84.3	103,766,205	16,468,933
13.02 Residential Mortgage-Backed Securities	260,025	1,284,763	2,057,793	267,652		XXX	XXX	XXX	3,870,233	2.7	3,870,233	
13.03 Commercial Mortgage-Backed Securities	1,246,108	2,826,493	10,724,889	3,577,997	27,107	XXX	XXX	XXX	18,402,594	12.9	17,792,897	609,697
13.04 Other Loan-Backed and Structured Securities	28,724	79,670	52,697			XXX	XXX	XXX	161,091	0.1		161,091
13.05 SVO Identified Funds	XXX	XXX	XXX	XXX	XXX				XXX	XXX		
13.06 Affiliated Bank Loans						XXX			XXX	XXX		
13.07 Unaffiliated Bank Loans						XXX			XXX	XXX		
13.08 Unaffiliated Certificates of Deposit						XXX			XXX	XXX		
13.09 Totals	29,904,041	47,713,753	60,189,396	4,834,759	27,107		XXX	XXX	142,669,056	100.0	125,429,335	17,239,721
13.10 Line 13.09 as a % of Col. 9	21.0	33.4	42.2	3.4	0.0		XXX	XXX	100.0	XXX	87.9	12.1
14. Total Publicly Traded Bonds												
14.01 Issuer Obligations	102,004,159	178,420,065	23,793,530		10,126,227	XXX	314,343,981	86.5	103,766,205	72.7	314,343,981	XXX
14.02 Residential Mortgage-Backed Securities	226,844	1,551,458	1,620,002	206,750		XXX	3,605,055	1.0	3,870,233	2.7	3,605,055	XXX
14.03 Commercial Mortgage-Backed Securities	714,823	6,015,809	7,056,654	3,405,539	19,000	XXX	17,211,825	4.7	17,792,897	12.5	17,211,825	XXX
14.04 Other Loan-Backed and Structured Securities						XXX						XXX
14.05 SVO Identified Funds	XXX	XXX	XXX	XXX	XXX							XXX
14.06 Affiliated Bank Loans						XXX						XXX
14.07 Unaffiliated Bank Loans						XXX						XXX
14.08 Unaffiliated Certificates of Deposit						XXX						XXX
14.09 Totals	102,945,827	185,987,332	32,470,186	3,612,289	10,145,227		335,160,861	92.2	125,429,335	87.9	335,160,861	XXX
14.10 Line 14.09 as a % of Col. 7	30.7	55.5	9.7	1.1	3.0		100.0	XXX	XXX	XXX	100.0	XXX
14.11 Line 14.09 as a % of Line 12.09, Col. 7, Section 12	28.3	51.2	8.9	1.0	2.8		92.2	XXX	XXX	XXX	92.2	XXX
15. Total Privately Placed Bonds												
15.01 Issuer Obligations	7,611,498	14,345,548	5,644,612			XXX	27,601,658	7.6	16,468,933	11.5	XXX	27,601,658
15.02 Residential Mortgage-Backed Securities	(1)					XXX	(1)	0.0			XXX	(1)
15.03 Commercial Mortgage-Backed Securities	215,844		393,984	(1)		XXX	609,827	0.2	609,697	0.4	XXX	609,827
15.04 Other Loan-Backed and Structured Securities	52,977	80,207				XXX	133,184	0.0	161,091	0.1	XXX	133,184
15.05 SVO Identified Funds	XXX	XXX	XXX	XXX	XXX						XXX	
15.06 Affiliated Bank Loans						XXX					XXX	
15.07 Unaffiliated Bank Loans						XXX					XXX	
15.08 Unaffiliated Certificates of Deposit						XXX					XXX	
15.09 Totals	7,880,318	14,425,755	6,038,596	(1)			28,344,668	7.8	17,239,721	12.1	XXX	28,344,668
15.10 Line 15.09 as a % of Col. 7	27.8	50.9	21.3	0.0			100.0	XXX	XXX	XXX	XXX	100.0
15.11 Line 15.09 as a % of Line 12.09, Col. 7, Section 12	2.2	4.0	1.7	0.0			7.8	XXX	XXX	XXX	XXX	7.8

6015

ANNUAL STATEMENT FOR THE YEAR 2023 OF THE NYLIFE INSURANCE COMPANY OF ARIZONA

SCHEDULE DA - VERIFICATION BETWEEN YEARS

Short-Term Investments

	1	2	3	4	5
	Total	Bonds	Mortgage Loans	Other Short-term Investment Assets (a)	Investments in Parent, Subsidiaries and Affiliates
1. Book/adjusted carrying value, December 31 of prior year					
2. Cost of short-term investments acquired	29,793,956	29,793,956			
3. Accrual of discount	56,698	56,698			
4. Unrealized valuation increase/(decrease)					
5. Total gain (loss) on disposals					
6. Deduct consideration received on disposals					
7. Deduct amortization of premium	70	70			
8. Total foreign exchange change in book/adjusted carrying value					
9. Deduct current year's other than temporary impairment recognized					
10. Book/adjusted carrying value at end of current period (Lines 1+2+3+4+5-6-7+8-9)	29,850,584	29,850,584			
11. Deduct total nonadmitted amounts					
12. Statement value at end of current period (Line 10 minus Line 11)	29,850,584	29,850,584			

(a) Indicate the category of such assets, for example, joint ventures, transportation equipment:

Schedule DB - Part A - Verification - Options, Caps, Floors, Collars, Swaps and Forwards

N O N E

Schedule DB - Part B - Verification - Futures Contracts

N O N E

Schedule DB - Part C - Section 1 - Replication (Synthetic Asset) Transactions (RSATs) Open

N O N E

Schedule DB-Part C-Section 2-Reconciliation of Replication (Synthetic Asset) Transactions Open

N O N E

Schedule DB - Verification - Book/Adjusted Carrying Value, Fair Value and Potential Exposure of
Derivatives

N O N E

ANNUAL STATEMENT FOR THE YEAR 2023 OF THE NYLIFE INSURANCE COMPANY OF ARIZONA

SCHEDULE E - PART 2 - VERIFICATION BETWEEN YEARS

(Cash Equivalents)

	1	2	3	4
	Total	Bonds	Money Market Mutual funds	Other (a)
1. Book/adjusted carrying value, December 31 of prior year	8,736,442	8,720,418	16,024	
2. Cost of cash equivalents acquired	2,948,645,667	2,919,172,114	29,473,553	
3. Accrual of discount	9,986,933	9,986,933		
4. Unrealized valuation increase/(decrease)				
5. Total gain (loss) on disposals	(46,892)	(46,892)		
6. Deduct consideration received on disposals	2,901,460,234	2,872,075,127	29,385,107	
7. Deduct amortization of premium				
8. Total foreign exchange change in book/adjusted carrying value				
9. Deduct current year's other than temporary impairment recognized				
10. Book/adjusted carrying value at end of current period (Lines 1+2+3+4+5-6-7+8-9)	65,861,916	65,757,446	104,470	
11. Deduct total nonadmitted amounts				
12. Statement value at end of current period (Line 10 minus Line 11)	65,861,916	65,757,446	104,470	

(a) Indicate the category of such investments, for example, joint ventures, transportation equipment:

Schedule DB - Part A - Section 1 - Options, Caps, Floors, Collars, Swaps and Forwards Open

NONE

Schedule DB - Part A - Section 2 - Options, Caps, Floors, Collars, Swaps and Forwards Terminated

NONE

Schedule DB - Part B - Section 1 - Futures Contracts Open

NONE

Schedule DB - Part B - Section 1B - Brokers with whom cash deposits have been made

NONE

Schedule DB - Part B - Section 2 - Futures Contracts Terminated

NONE

Schedule DB - Part D - Section 1 - Counterparty Exposure for Derivative Instruments Open

NONE

Schedule DB - Part D-Section 2 - Collateral for Derivative Instruments Open - Pledged By

NONE

Schedule DB - Part D-Section 2 - Collateral for Derivative Instruments Open - Pledged To

NONE

Schedule DB - Part E - Derivatives Hedging Variable Annuity Guarantees as of December 31 of
Current Year

NONE

ALPHABETICAL INDEX

ANNUAL STATEMENT BLANK

Analysis of Increase in Reserves During The Year	7.1
Analysis of Operations By Lines of Business	6
Asset Valuation Reserve Default Component	30
Asset Valuation Reserve Equity	33
Asset Valuation Reserve Replications (Synthetic) Assets	36
Asset Valuation Reserve	29
Assets	2
Cash Flow	5
Exhibit 1 - Part 1 - Premiums and Annuity Considerations for Life and Accident and Health Contracts	9
Exhibit 1 - Part 2 - Dividends and Coupons Applied, Reinsurance Commissions and Expense	10
Exhibit 2 - General Expenses	11
Exhibit 3 - Taxes, Licenses and Fees (Excluding Federal Income Taxes)	11
Exhibit 4 - Dividends or Refunds	11
Exhibit 5 - Aggregate Reserve for Life Contracts	12
Exhibit 5 - Interrogatories	13
Exhibit 5A - Changes in Bases of Valuation During The Year	13
Exhibit 6 - Aggregate Reserves for Accident and Health Contracts	14
Exhibit 7 - Deposit-Type Contracts	15
Exhibit 8 - Claims for Life and Accident and Health Contracts - Part 1	16
Exhibit 8 - Claims for Life and Accident and Health Contracts - Part 2	17
Exhibit of Capital Gains (Losses)	8
Exhibit of Life Insurance	25
Exhibit of Net Investment Income	8
Exhibit of Nonadmitted Assets	18
Exhibit of Number of Policies, Contracts, Certificates, Income Payable and Account Values	27
Five-Year Historical Data	22
Form for Calculating the Interest Maintenance Reserve (IMR)	28
General Interrogatories	20
Jurat Page	1
Liabilities, Surplus and Other Funds	3
Life Insurance (State Page)	24
Notes To Financial Statements	19
Overflow Page For Write-ins	57
Schedule A - Part 1	E01
Schedule A - Part 2	E02
Schedule A - Part 3	E03
Schedule A - Verification Between Years	SI02
Schedule B - Part 1	E04
Schedule B - Part 2	E05
Schedule B - Part 3	E06
Schedule B - Verification Between Years	SI02
Schedule BA - Part 1	E07
Schedule BA - Part 2	E08
Schedule BA - Part 3	E09
Schedule BA - Verification Between Years	SI03
Schedule D - Part 1	E10
Schedule D - Part 1A - Section 1	SI05
Schedule D - Part 1A - Section 2	SI08
Schedule D - Part 2 - Section 1	E11
Schedule D - Part 2 - Section 2	E12
Schedule D - Part 3	E13
Schedule D - Part 4	E14
Schedule D - Part 5	E15
Schedule D - Part 6 - Section 1	E16
Schedule D - Part 6 - Section 2	E16
Schedule D - Summary By Country	SI04
Schedule D - Verification Between Years	SI03
Schedule DA - Part 1	E17
Schedule DA - Verification Between Years	SI10

ANNUAL STATEMENT BLANK (Continued)

Schedule DB - Part A - Section 1	E18
Schedule DB - Part A - Section 2	E19
Schedule DB - Part A - Verification Between Years	SI11
Schedule DB - Part B - Section 1	E20
Schedule DB - Part B - Section 2	E21
Schedule DB - Part B - Verification Between Years	SI11
Schedule DB - Part C - Section 1	SI12
Schedule DB - Part C - Section 2	SI13
Schedule DB - Part D - Section 1	E22
Schedule DB - Part D - Section 2	E23
Schedule DB - Part E	E24
Schedule DB - Verification	SI14
Schedule DL - Part 1	E25
Schedule DL - Part 2	E26
Schedule E - Part 1 - Cash	E27
Schedule E - Part 2 - Cash Equivalents	E28
Schedule E - Part 2 - Verification Between Years	SI15
Schedule E - Part 3 - Special Deposits	E29
Schedule F	37
Schedule H - Accident and Health Exhibit - Part 1	38
Schedule H - Part 2, Part 3 and Part 4	39
Schedule H - Part 5 - Health Claims	40
Schedule S - Part 1 - Section 1	41
Schedule S - Part 1 - Section 2	42
Schedule S - Part 2	43
Schedule S - Part 3 - Section 1	44
Schedule S - Part 3 - Section 2	45
Schedule S - Part 4	46
Schedule S - Part 5	47
Schedule S - Part 6	48
Schedule S - Part 7	49
Schedule T - Part 2 Interstate Compact	51
Schedule T - Premiums and Annuity Considerations	50
Schedule Y - Information Concerning Activities of Insurer Members of a Holding Company Group	52
Schedule Y - Part 1A - Detail of Insurance Holding Company System	53
Schedule Y - Part 2 - Summary of Insurer's Transactions With Any Affiliates	54
Schedule Y - Part 3 - Ultimate Controlling Party and Listing of Other U.S. Insurance Groups or Entities Under That Ultimate Controlling Party's Control	55
Summary Investment Schedule	SI01
Summary of Operations	4
Supplemental Exhibits and Schedules Interrogatories	56